

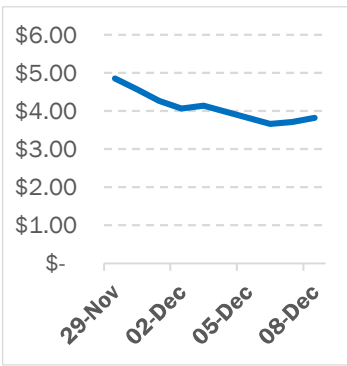
# NATURAL GAS



NEWS

Thursday, December 9, 2021

**Last Week's Prompt  
NYMEX**



**NYMEX NG Futures**

Month	Close	Change
Jan-22	3.815	0.107
Feb-22	3.774	0.100
Mar-22	3.658	0.073
Apr-22	3.575	0.078
May-22	3.583	0.078
Jun-22	3.628	0.076
Jul-22	3.68	0.073
Aug-22	3.695	0.073
Sep-22	3.684	0.074
Oct-22	3.721	0.076
Nov-22	3.823	0.081
Dec-22	4.015	0.083
Jan-23	4.118	0.079
Feb-23	4.01	0.075
Mar-23	3.718	0.059
Apr-23	3.127	0.017
May-23	3.06	0.007
Jun-23	3.098	0.004
Jul-23	3.143	0.004
Aug-23	3.16	0.001
Sep-23	3.152	0.000
Oct-23	3.19	0.000
Nov-23	3.31	(0.009)
Dec-23	3.546	(0.018)
1 YR STRIP	3.7209	0.081
2021	3.676	0.082

**IN THE NEWS**

**Global LNG exports hit eight-month high**

Global LNG loadings increased in November compared with recent months, and were at their quickest since March, as stronger US and Malaysian output offset slower Qatari exports. Aggregate global LNG exports rose to 32.8mn t of LNG in November from 31.8mn t a year earlier and 32.6mn t in October, and were at their quickest since the 33.2mn t exported in March, preliminary data from Vortexa show. Loadings had held above an average of 31mn t/month in the first and second quarters of this year, but fell to average 30mn t/month in July-September, before rebounding in October. Supply from facilities located east of the Suez Canal edged higher to around 20.8mn t last month from 19.9mn t a year earlier and 19.84mn t in October, while west of Suez output also rose to around 12.25mn t from 11.8mn t a year earlier and 12.03mn... For more info go to <https://bit.ly/3IKsgHJ>

**U.S. natgas futures rise 3% on soaring European prices**

U.S. natural gas futures rose about 3% on Wednesday on forecasts for more heating demand this week than previously expected and as the U.S. market followed an 8% jump in European gas prices that should keep U.S. liquefied natural gas (LNG) exports near record highs. Traders said that increase in U.S. prices occurred despite forecasts for milder U.S. weather and lower heating demand next week than previously expected. Many analysts expect the mild weather will allow U.S. utilities to leave enough gas in storage to allow stockpiles to reach above normal levels by mid-December. Front-month gas futures rose 10.7 cents, or 2.9%, to settle at \$3.815 per million British thermal units (mmBtu). In the spot market, next-day power prices hit their highest since June, with the weather in New England t... For more info go to <https://reut.rs/3plZbxj>

**Coal retirements, supply constraints promise upside for gas in MISO this winter**

Upcoming coal plant retirements in the Midcontinent Independent System Operator, along with supply constraints on the fuel, could boost market share for gas in the ISO's generation stack this winter. Earlier this year, Ameren Missouri reaffirmed its decision to retire its Meramec Unit 3 and Unit 4 generating stations near St. Louis next year, taking nearly 600 MW of coal-fired capacity offline. According to S&P Global Platts Analytics data, the retirements could come as early as the first quarter. Ameren's upcoming plant closures add to at least six other retirements in MISO this year which have collectively taken nearly 1 GW of coal-fired capacity offline. Combined, the recent and upcoming capacity changes should boost market share for gas-fired generation in the Midwest this winter. In November, natural gas acco... For more info go to <https://bit.ly/3IQamTL>

**Prompt Natural Gas (NG)  
Daily Sentiment**

**BEARISH**



RESISTANCE  
3.923 & 4.031  
SUPPORT  
3.715 & 3615

**NATURAL GAS**

Futures	Close
NG	\$3.82
Volume	188,897
Open Int.	45,765

**Contact Us**



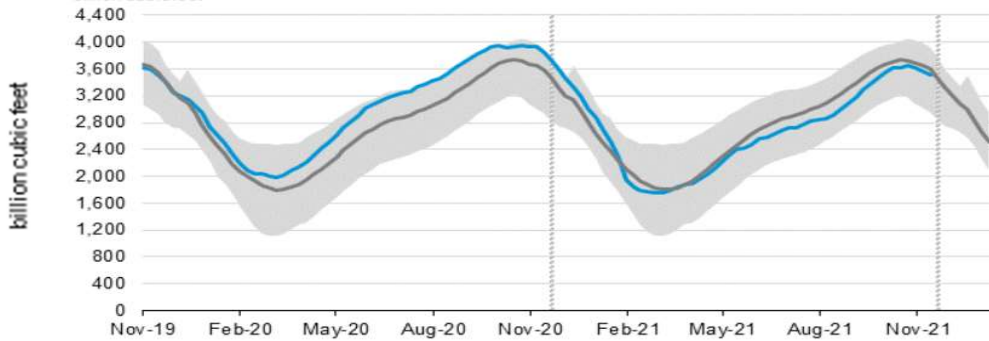
**Mansfield Energy Corp**  
1025 Airport Pkwy  
Gainesville, GA 30501  
[www.mansfield.energy](http://www.mansfield.energy)

info@mansfieldoil.com  
Phone: (800) 695 - 6626

# NATURAL GAS NEWS



## WEEKLY GAS IN UNDERGROUND STORAGE WITH 5-YR RANGE



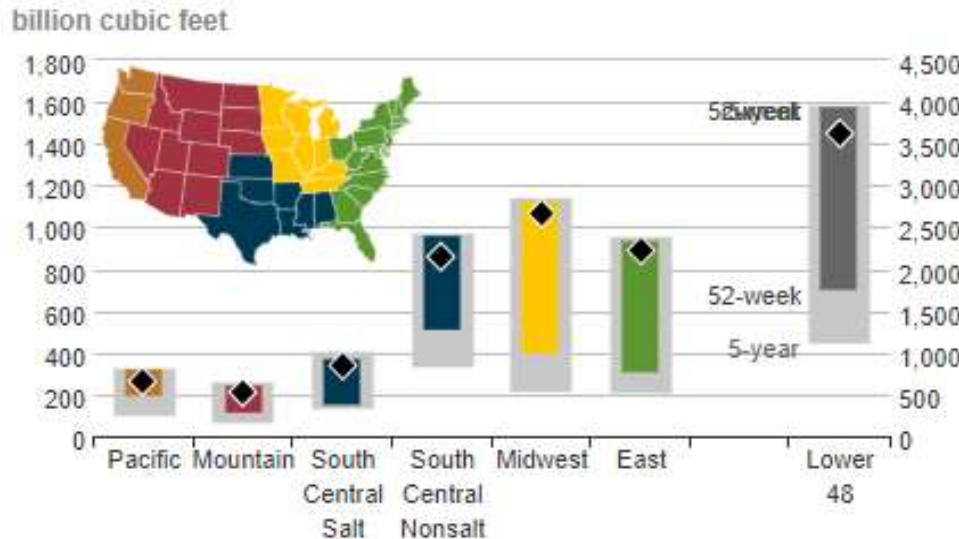
for week ending December 03, 2021 | Released: December 09, 2021 | Next Release: December 16, 2021

### EIA Weekly Storage Actual and Surveys for December 3, 2021

Released December 09, 2021

Range	-55 to -60
S&P Platts	-55
NGI	-58
Investing.com	-59

## UNDERGROUND WORKING NAT GAS STORAGE AS OF 11/26/2021



### Total Working Gas In Storage

**3505 BCF**

- 59 BCF (LAST WEEK)
- 356 BCF (LAST YEAR)
- 90 BCF (5-YEAR AVG)

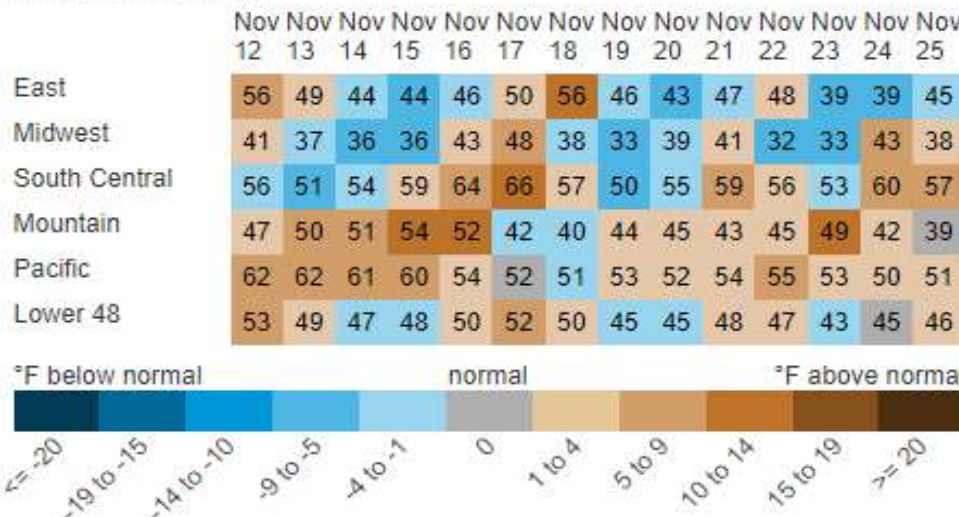
### U.S. Natural Gas Supply Gas Week 11/11 - 11/17

Average Daily Values (BCF/D):

<u>Last Year (BCF/d)</u>	
Dry Production -	90.2
Total Supply -	95.1
<u>Last Week (BCF/d)</u>	
Dry Production -	95.9
Total Supply -	101.0

## REGIONAL AVG TEMPERATURES AND DEPARTURE FROM NORMAL

degrees Fahrenheit



[Next Report: December 02]

### U.S. Natural Gas Supply Gas Week -

Average Daily Values (BCF/D):

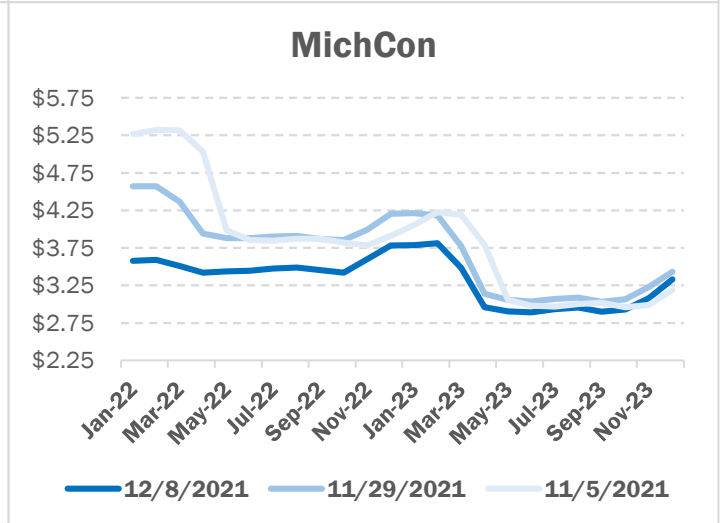
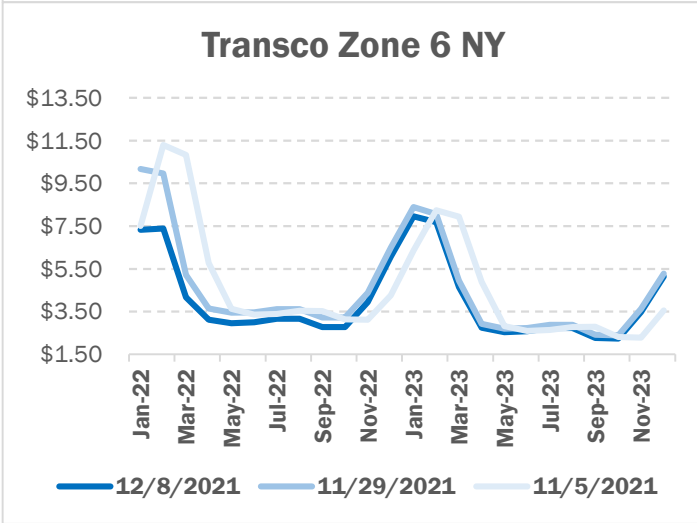
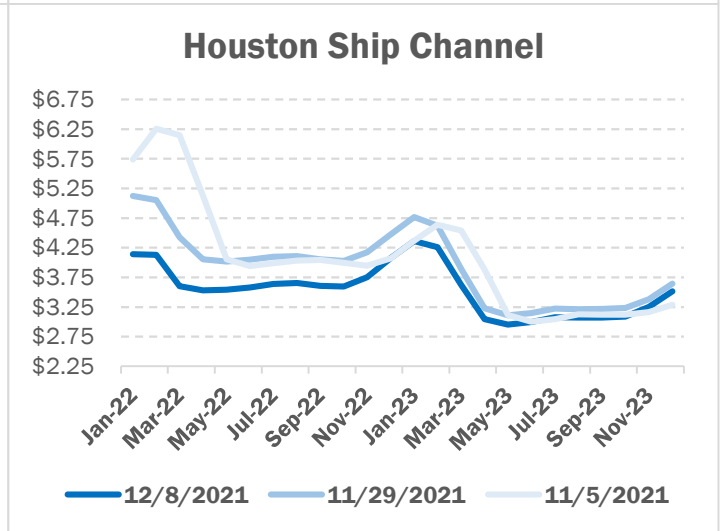
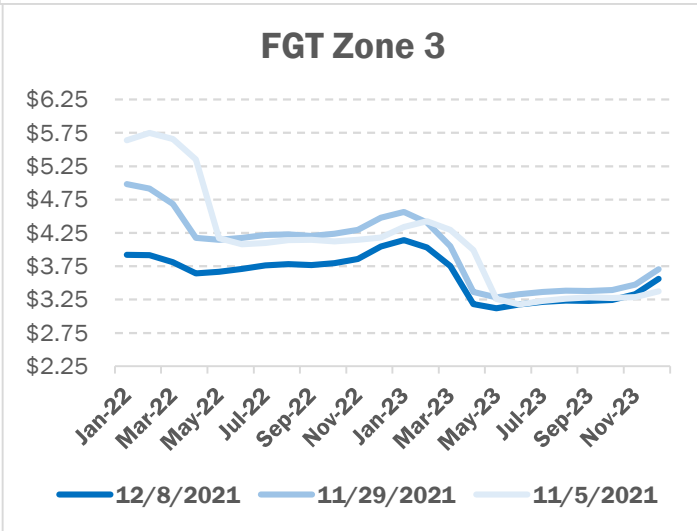
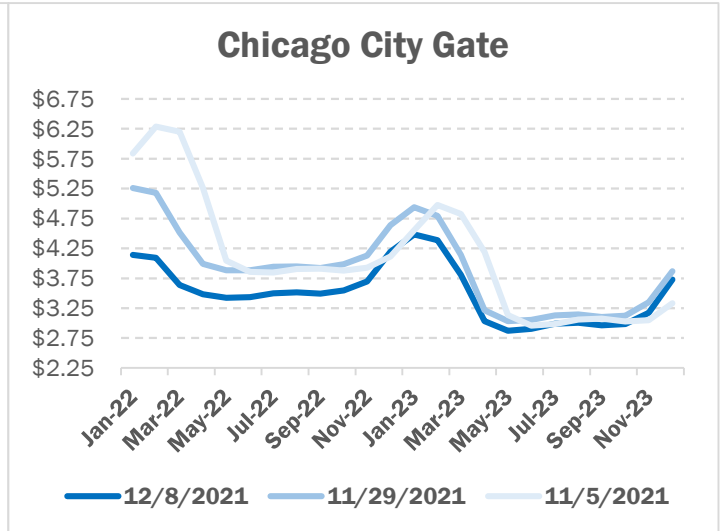
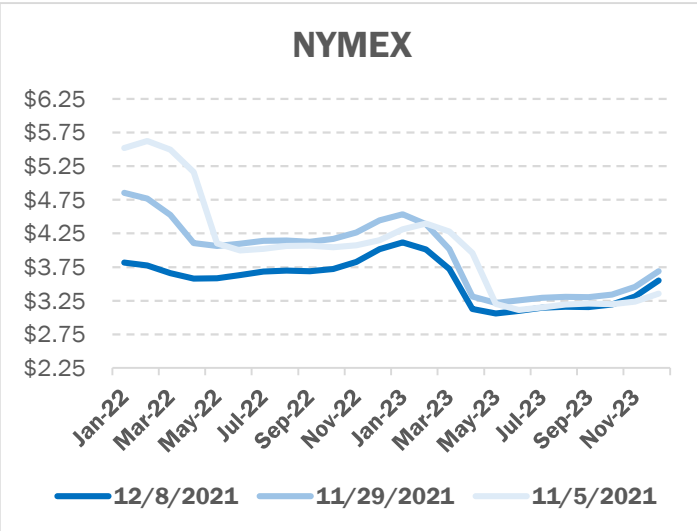
<u>Last Year (BCF/d)</u>	
Dry Production -	25.8
Total Supply -	95.7
<u>Last Week (BCF/d)</u>	
Dry Production -	28.8
Total Supply -	100.0

[Next Report: December 02]

# NATURAL GAS NEWS



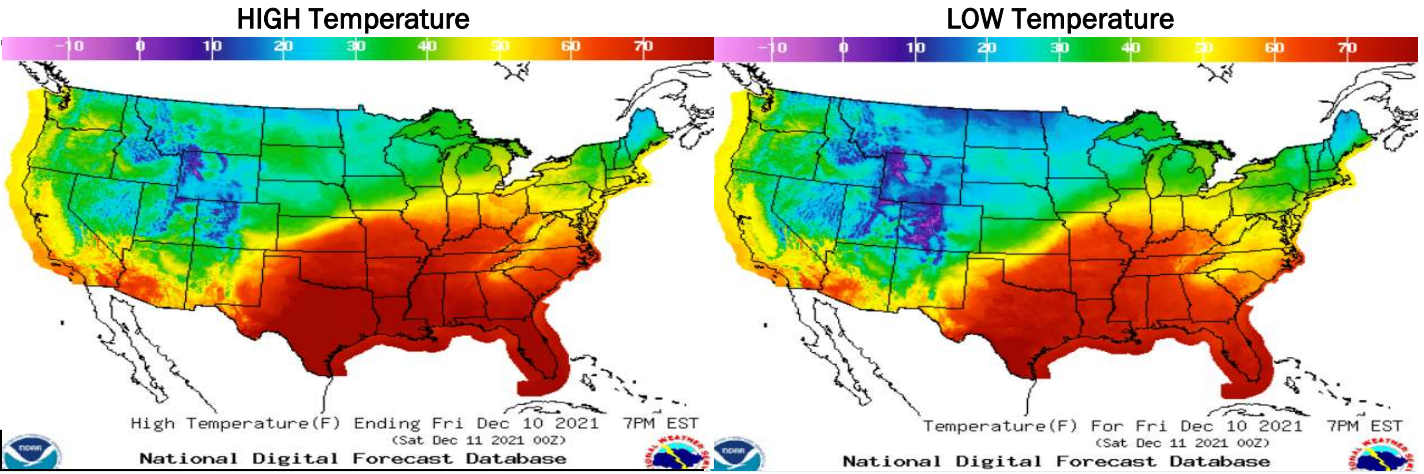
## NATURAL GAS BASIS FUTURES



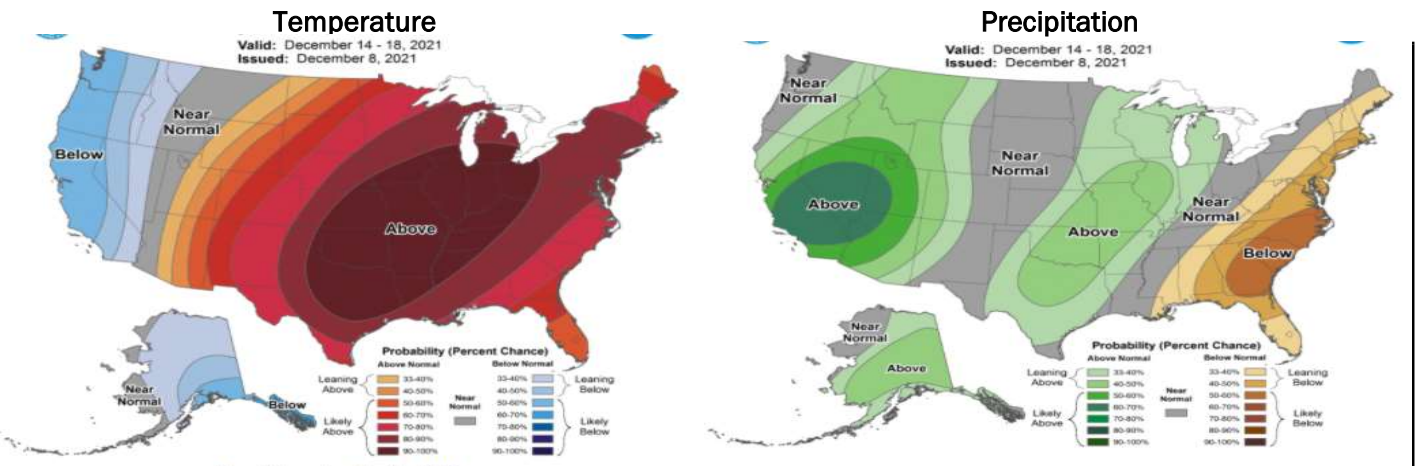
# NATURAL GAS NEWS



## WEATHER - HIGH / LOW TEMPERATURE - TOMORROW



## WEATHER - 6 - 10 DAY OUTLOOK - NOAA



## WEATHER - 8 - 14 DAY OUTLOOK - NOAA

