

NATURAL GAS

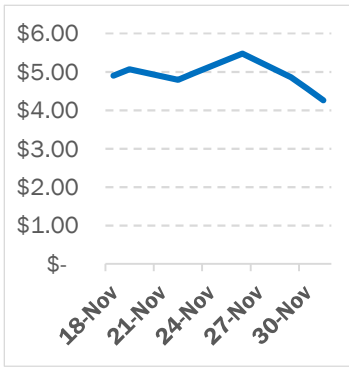


NEWS

Thursday, December 2, 2021

Last Week's Prompt

NYMEX



NYMEX NG Futures

Month	Close	Change
Jan-22	4.258	(0.309)
Feb-22	4.188	(0.318)
Mar-22	4.014	(0.266)
Apr-22	3.786	(0.148)
May-22	3.756	(0.144)
Jun-22	3.791	(0.141)
Jul-22	3.838	(0.139)
Aug-22	3.851	(0.136)
Sep-22	3.838	(0.135)
Oct-22	3.875	(0.137)
Nov-22	3.971	(0.137)
Dec-22	4.158	(0.135)
Jan-23	4.252	(0.134)
Feb-23	4.122	(0.129)
Mar-23	3.817	(0.102)
Apr-23	3.232	(0.054)
May-23	3.162	(0.041)
Jun-23	3.199	(0.040)
Jul-23	3.243	(0.039)
Aug-23	3.26	(0.038)
Sep-23	3.255	(0.035)
Oct-23	3.294	(0.034)
Nov-23	3.408	(0.035)
Dec-23	3.631	(0.035)
1 YR STRIP	3.9437	(0.179)
2021	3.9353	(0.200)

IN THE NEWS

Analysis: China's rush for LNG deals amid high spot prices signals strong ga

China's rush for long-term LNG contracts with the US has been triggered by record high spot LNG prices but the deals also reflect pent up demand for uncontracted volumes, attractive pricing offered by suppliers, the benefits of US LNG like destination flexibility and optimism about future demand growth.

Receive daily email alerts, subscriber notes & personalize your experience. The deals come amid signs of cooperation between Beijing and Washington on issues such as trade, climate and energy, and with China effectively becoming the world's single-largest LNG importer surpassing Japan, even though a wider easing of geopolitical tensions is unlikely. So far this year, at least eight Chinese companies, including state-owned national oil companies, have signed nearly a dozen long-term contracts with overseas suppliers... For more info go to <https://bit.ly/3lsUtm6>

U.S. natgas futures edge up ahead of weekly storage report

U.S. natural gas futures edged up on Thursday with a small decline in output after dropping to a three-month low in the prior session as the market awaited direction from a federal report expected to show a bigger than usual storage withdrawal during last week's colder than normal weather. That price increase came despite forecasts for milder weather and less heating demand over the next two weeks than previously expected, an easing of gas prices overseas and a small decline in liquefied natural gas exports. Analysts forecast that U.S. utilities pulled 57 billion cubic feet (bcf) of gas from storage during the week ended Nov. 26. That compares with a decline of 4 bcf in the same week last year and a five-year (2016-2020) average decline of 31 bcf. If correct, last week's injection would r... For more info go to <https://reut.rs/3pkjMrM>

Imports to exports: US set to lead world in LNG sales

Sometime next year, when Venture Global's Calcasieu Pass terminal in Louisiana ramps up toward full production and Cheniere Energy starts commercial operations through the latest addition to its nearby Sabine Pass terminal, the United States will become the world leader in liquefied natural gas production capacity. More than Qatar, which held the title for more than a dozen years. More than Australia, which dethroned Qatar a couple of years ago after a \$200 billion investment bonanza that lasted about a decade. And almost 20 years sooner than ExxonMobil had predicted in 2016, when it said that North America would become the world's top LNG exporter, but not until 2040. The LNG coronation is a long way from 15 years ago — before the start of the shale gas boom saved the U.S. from a natural gas deficit — when analys... For more info go to <https://bit.ly/3peMfPG>

Prompt Natural Gas (NG)

Daily Sentiment

BEARISH



RESISTANCE
4.541 & 4.825

SUPPORT
4.097 & 3.937

NATURAL GAS

Futures	Close
NG	\$4.26
Volume	249,597
Open Int.	55,422

Contact Us



Mansfield Energy Corp

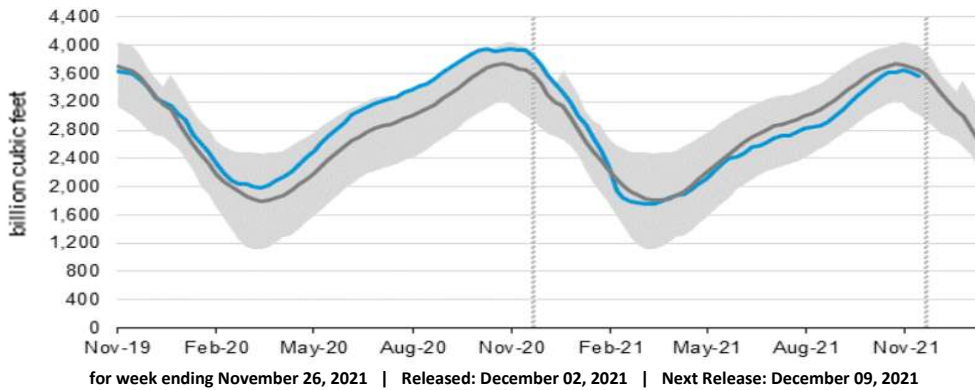
1025 Airport Pkwy
Gainesville, GA 30501
www.mansfield.energy

info@mansfieldoil.com
Phone: (800) 695 - 6626

NATURAL GAS NEWS



WEEKLY GAS IN UNDERGROUND STORAGE WITH 5-YR RANGE

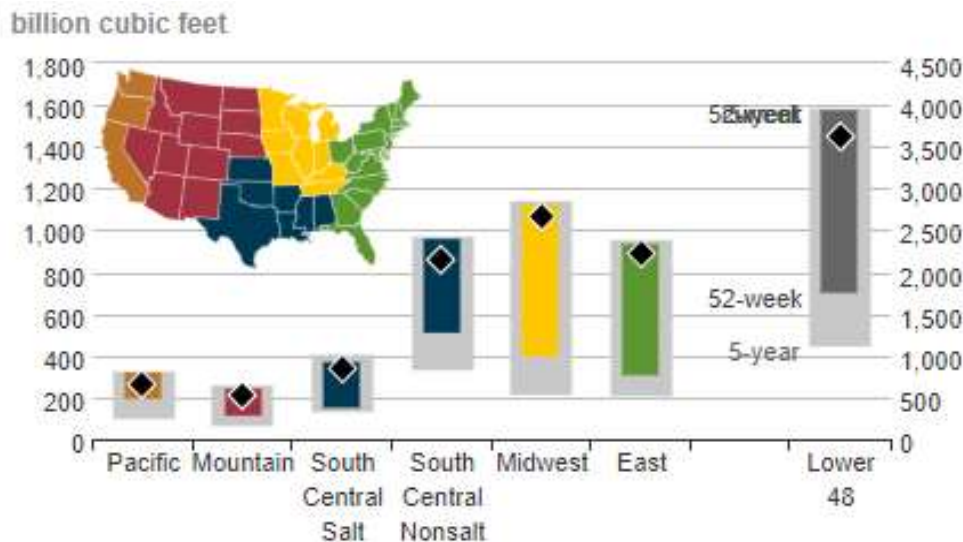


EIA Weekly Storage Actual and Surveys for November 26, 2021

Released December 02, 2021

Range	-59 to -80
S&P Platts	-58
NGI	-58
Investing.com	-59

UNDERGROUND WORKING NAT GAS STORAGE AS OF 11/19/2021



Total Working Gas In Storage

3564 BCF

- 59 BCF (LAST WEEK)
- 375 BCF (LAST YEAR)
- 289 BCF (5-YEAR AVG)

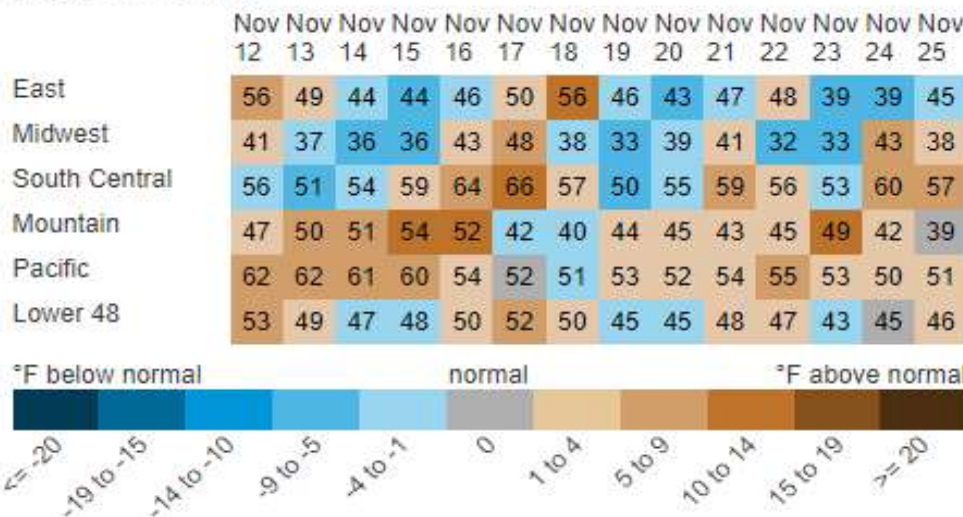
U.S. Natural Gas Supply Gas Week 11/11 - 11/17

Average Daily Values (BCF/D):

<u>Last Year (BCF/d)</u>	
Dry Production -	90.2
Total Supply -	95.1
<u>Last Week (BCF/d)</u>	
Dry Production -	95.9
Total Supply -	101.0

REGIONAL AVG TEMPERATURES AND DEPARTURE FROM NORMAL

degrees Fahrenheit



[Next Report: December 02]

U.S. Natural Gas Supply Gas Week -

Average Daily Values (BCF/D):

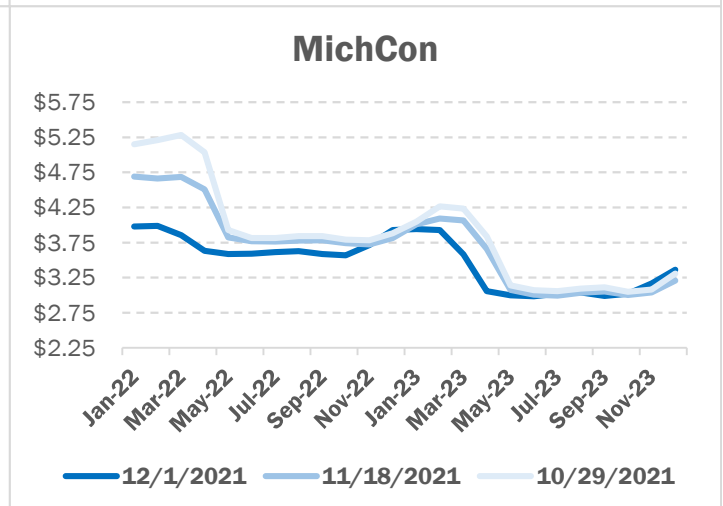
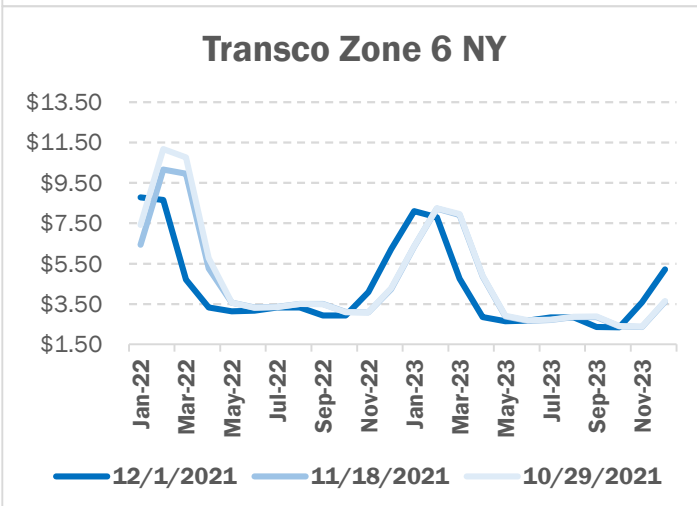
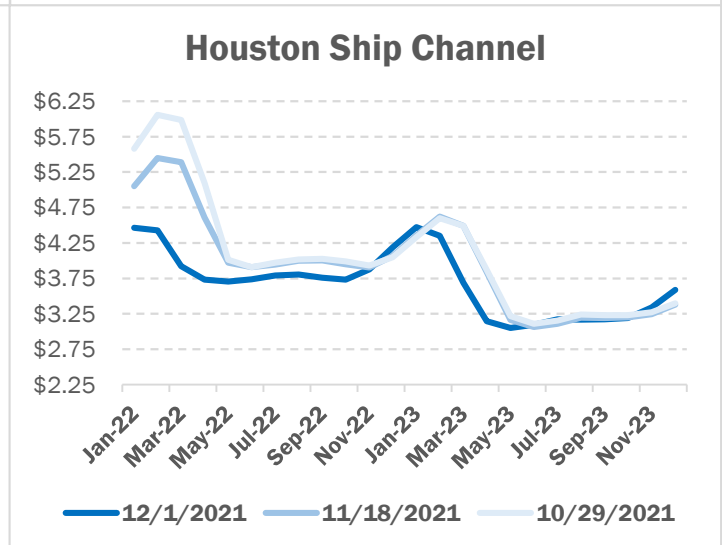
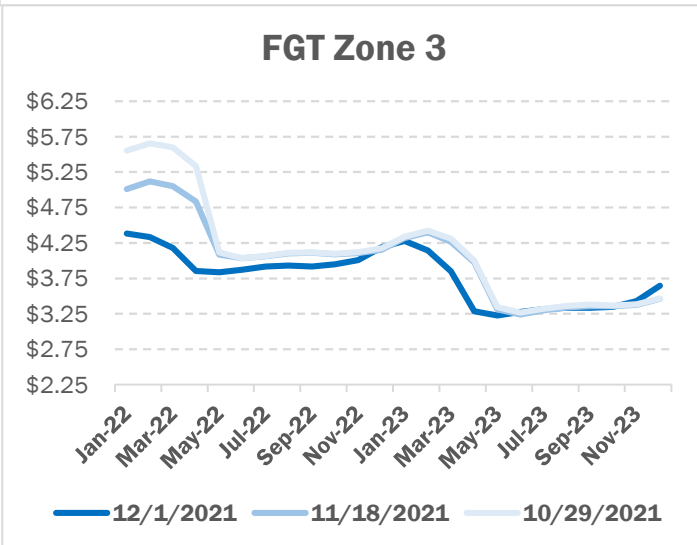
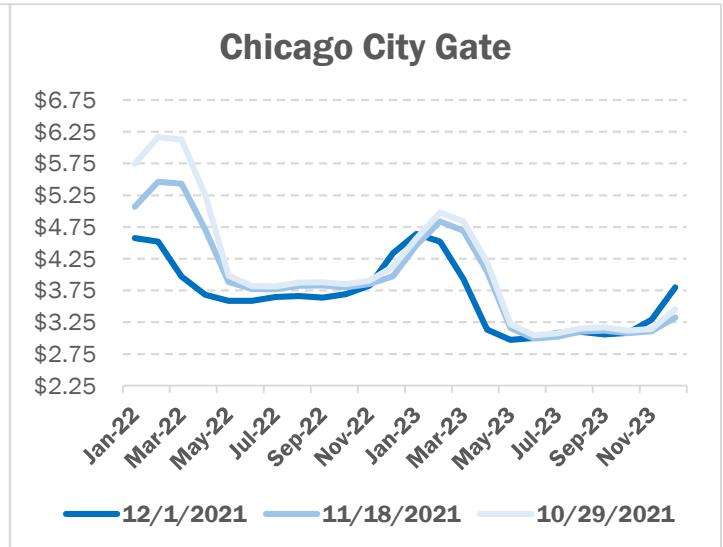
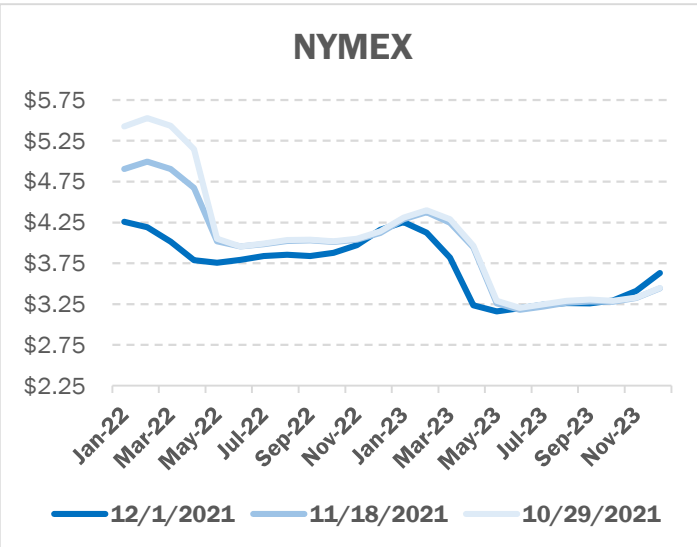
<u>Last Year (BCF/d)</u>	
Dry Production -	25.8
Total Supply -	95.7
<u>Last Week (BCF/d)</u>	
Dry Production -	28.8
Total Supply -	100.0

[Next Report: December 02]

NATURAL GAS NEWS



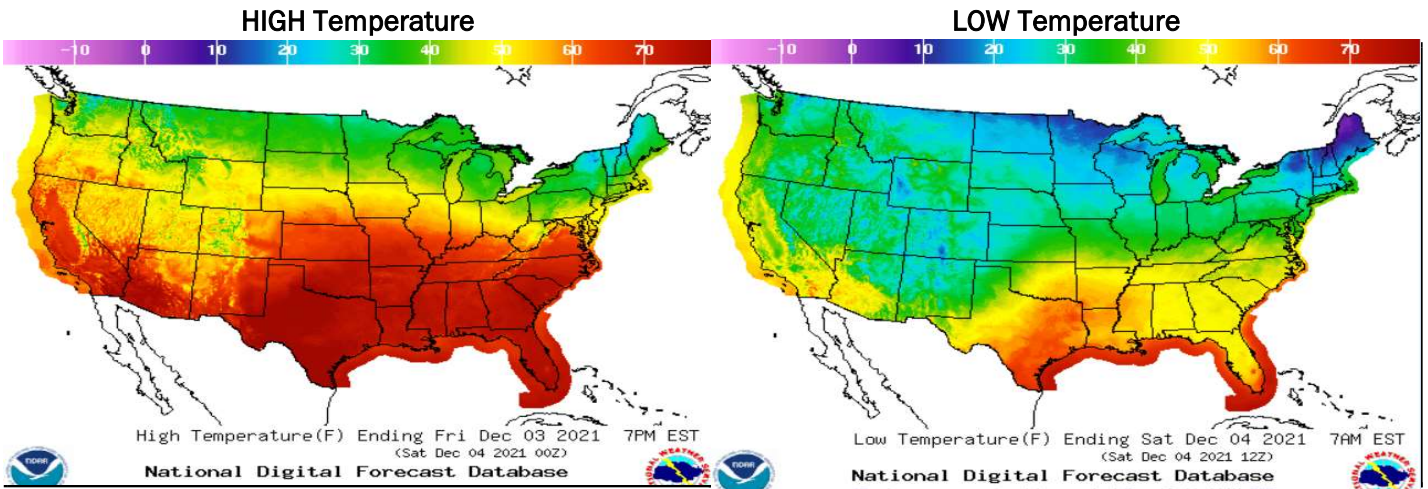
NATURAL GAS BASIS FUTURES



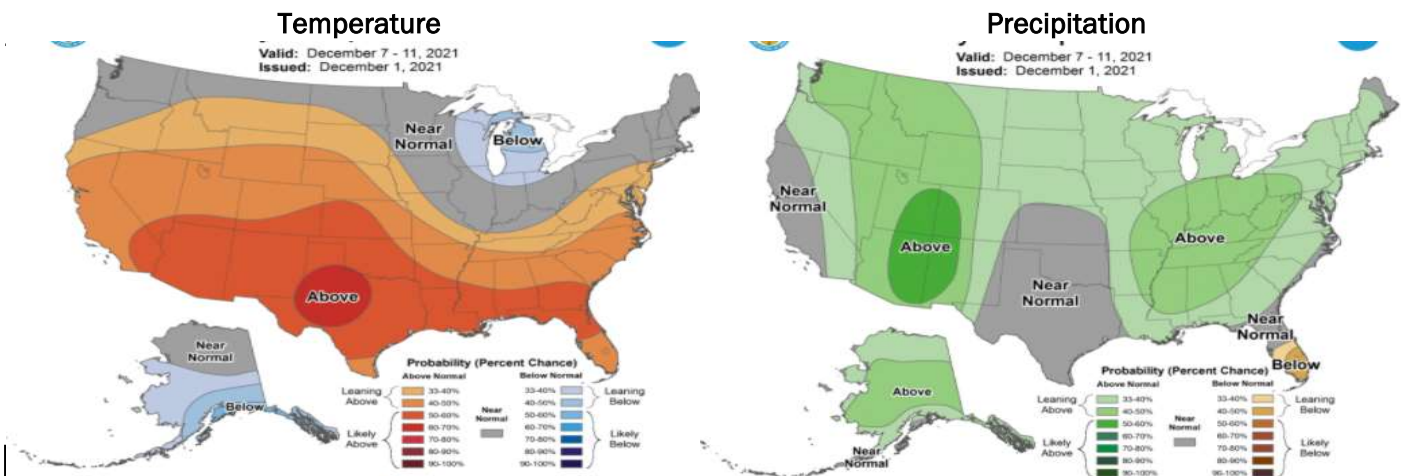
NATURAL GAS NEWS



WEATHER - HIGH / LOW TEMPERATURE - TOMORROW



WEATHER - 6 - 10 DAY OUTLOOK - NOAA



WEATHER - 8 - 14 DAY OUTLOOK - NOAA

