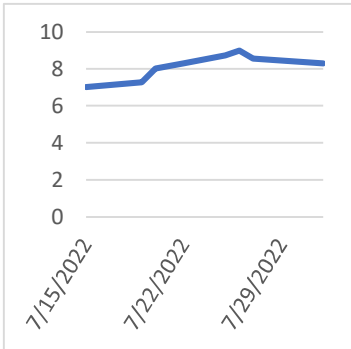


# NATURAL GAS



**Tuesday, August 2, 2022**

**Last Week's Prompt  
NYMEX**



**NYMEX NG Futures**

Month	Close	Change
Sep-22	8.283	(0.271)
Oct-22	8.26	(0.266)
Nov-22	8.33	(0.273)
Dec-22	8.429	(0.266)
Jan-23	8.496	(0.264)
Feb-23	8.042	(0.260)
Mar-23	6.698	(0.194)
Apr-23	4.982	(0.117)
May-23	4.809	(0.111)
Jun-23	4.857	(0.111)
Jul-23	4.909	(0.111)
Aug-23	4.92	(0.107)
Sep-23	4.904	(0.099)
Oct-23	4.956	(0.101)
Nov-23	5.113	(0.103)
Dec-23	5.332	(0.097)
Jan-24	5.48	(0.091)
Feb-24	5.314	(0.082)
Mar-24	4.914	(0.069)
Apr-24	4.334	(0.025)
May-24	4.28	(0.021)
Jun-24	4.356	(0.022)
Jul-24	4.432	(0.022)
Aug-24	4.455	(0.021)
1 YR STRIP	6.7513	(0.196)
2021	7.69	(0.239)

**IN THE NEWS**

**Why natural gas may be in store for more price gains after a 50% climb in July**

Natural-gas futures bucked the trend of pullbacks in commodity prices this month and look to finish July with a 50% gain, the second largest monthly percentage rise on record. Russia has been holding back natural-gas supplies in Europe, curbing the flow through the Nord Stream 1 pipeline, leading to a rally in the region's prices and higher demand for liquefied natural gas from the U.S. Hotter-than-usual weather in many parts of the U.S. has also contributed to the rally for commodity, which is used as a power source to meet cooling demand. Natural-gas futures NGU22, -4.00% NG00, -4.00% on the New York Mercantile Exchange are trading about 50% higher for the month of July, settling at \$8.134 per million British thermal units on Thursday. European benchmark Dutch TTF gas futures, meanwhile, has seen a monthly climb... For more info go to <https://on.mktw.net/3QbXwvR>

**US natgas futures up**

Gas-fired plants have provided over 40% of US power this month, according to federal energy data, even though gas prices were up about 52% so far in July in part because coal prices keep hitting fresh record highs. That makes it uneconomic for some generators to use their coal-fired plants. The gas price increase came even though output was on track to reach a record high in July and the ongoing outage of the Freeport liquefied natural gas (LNG) export plant in Texas leaves more gas in the United States. Freeport, the second-biggest US LNG export plant, was consuming about 2 billion cubic feet per day (bcfd) of gas before it shut on June 8. Freeport LNG estimated the facility will return to partial service in October. Some analysts say the outage could last longer. Front-month gas futures ... For more info go to <https://on.mktw.net/3QbXwvR>

**US Supermajors Ramp Up LNG Portfolios**

US supermajors Exxon and Chevron each touted a bullish outlook on LNG in their second quarter wrap-ups. With an array of present and future LNG projects, the two companies are ramping up their LNG volumes. Exxon Ramps Up LNG Volumes Exxon, despite last month's landmark selection as a partner in Qatar's North Field East project, focused on other projects in the works. Gas began flowing at Coral South LNG off Mozambique and the project remains on track to ship first LNG later this year, the company said. Golden Pass LNG, which will increase US Gulf Coast LNG capacity by 20%, remains on schedule to start up in 2024. Exxon said that among its corporate priorities is to maximize output at existing facilities as a way to squeeze out incremental production in today's tight market at minimal cost/lead time. The company ci... For more info go to <https://on.mktw.net/3QbXwvR>

**Prompt Natural Gas (NG)**

**Daily Sentiment**

**BULLISH**



**RESISTANCE**

8.47 & 8.656

**SUPPORT**

7.925 & 7.985

**NATURAL GAS**

Futures	Close
NG	\$8.283
Volume	21,654
Open Int.	161,646

**Contact Us**



**Mansfield Energy Corp**

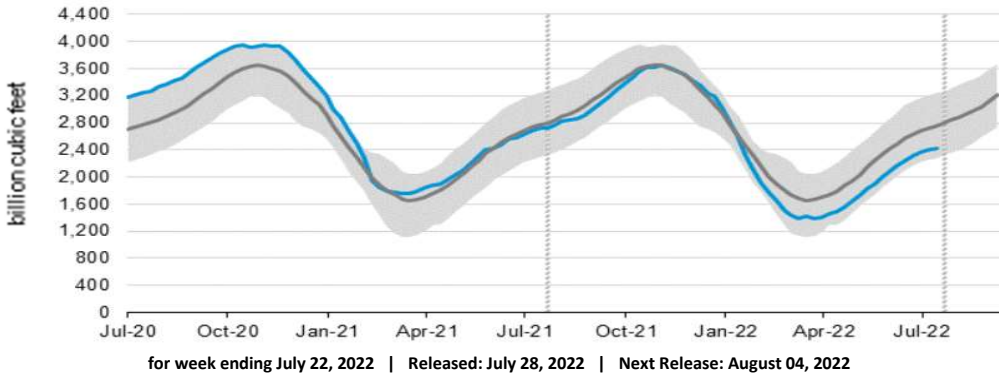
1025 Airport Pkwy  
Gainesville, GA 30501  
[www.mansfield.energy](http://www.mansfield.energy)

info@mansfieldoil.com  
Phone: (800) 695 - 6626



# NATURAL GAS NEWS

## WEEKLY GAS IN UNDERGROUND STORAGE WITH 5-YR RANGE

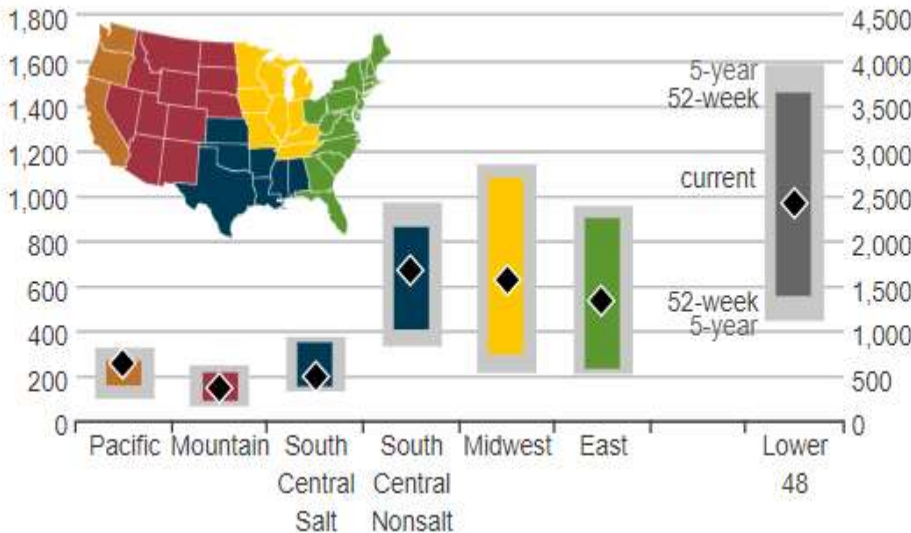


### EIA Weekly Storage Actual and Surveys for July 22, 2022

Released July 28, 2022

Range 25 to 47  
Investing.com 22

## UNDERGROUND WORKING NAT GAS STORAGE AS OF 08/04/2022



### Total Working Gas In Storage

**2416 BCF**

15 BCF (LAST WEEK)  
-345 BCF (LAST YEAR)  
-293 BCF (5-YEAR AVG)

### U.S. Natural Gas Supply

#### Gas Week -

Average Daily Values (BCF/D):

Last Year (BCF/d)

Dry Production - 93.2

Total Supply - 98.4

Last Week (BCF/d)

Dry Production - 96.6

Total Supply - 102.7

[Next Report: August 04]

### U.S. Natural Gas Demand

#### Gas Week -

Average Daily Values (BCF/D):

Last Year (BCF/d)

Power - 40.8

Total Demand - 93.7

Last Week (BCF/d)

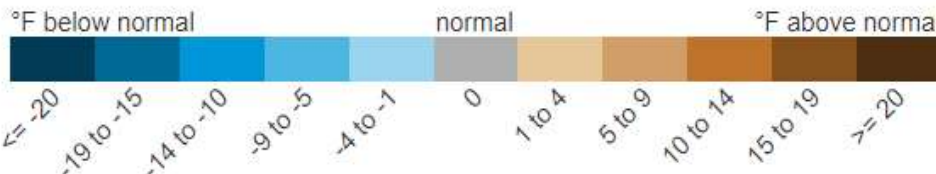
Power - 43.4

Total Demand - 97.8

[Next Report: August 04]

## REGIONAL AVG TEMPERATURES AND DEPARTURE FROM NORMAL

	Jul 15	Jul 16	Jul 17	Jul 18	Jul 19	Jul 20	Jul 21	Jul 22	Jul 23	Jul 24	Jul 25	Jul 26	Jul 27	Jul 28
East	74	74	76	77	79	80	80	80	80	80	79	74	77	80
Midwest	72	74	75	76	78	79	78	78	78	77	71	71	75	73
South Central	82	84	85	85	86	87	86	84	84	86	85	86	87	85
Mountain	80	80	80	80	80	79	80	81	80	76	74	75	76	75
Pacific	73	74	74	74	75	75	75	74	73	73	74	74	75	76
Lower 48	75	76	77	78	79	80	80	79	79	79	77	76	78	78



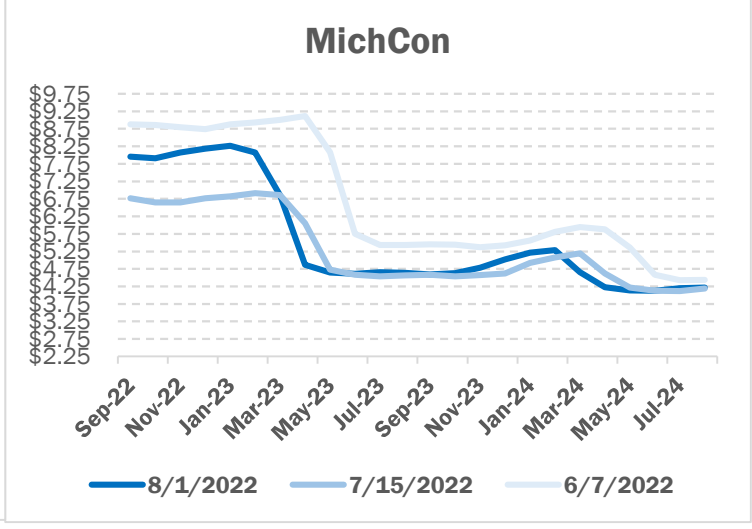
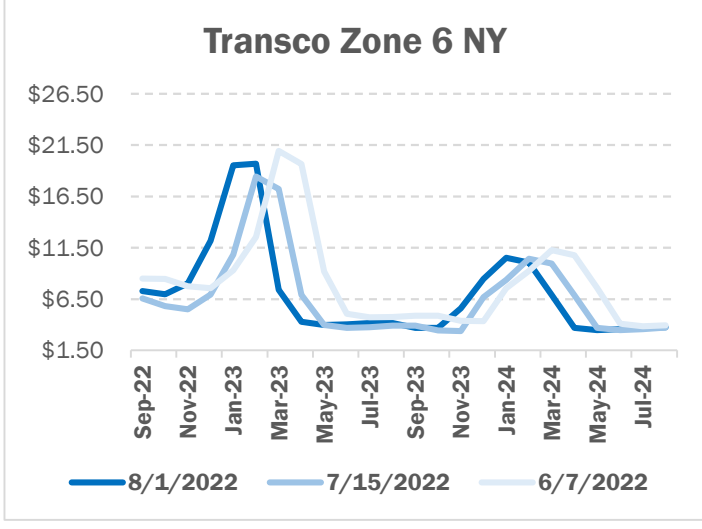
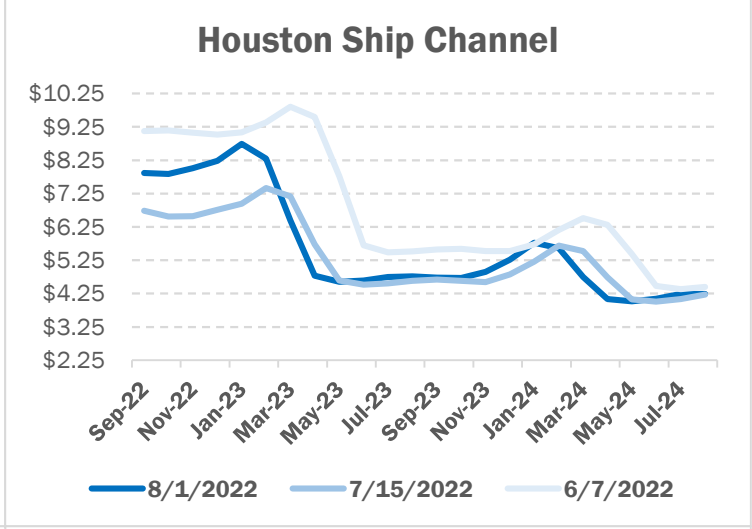
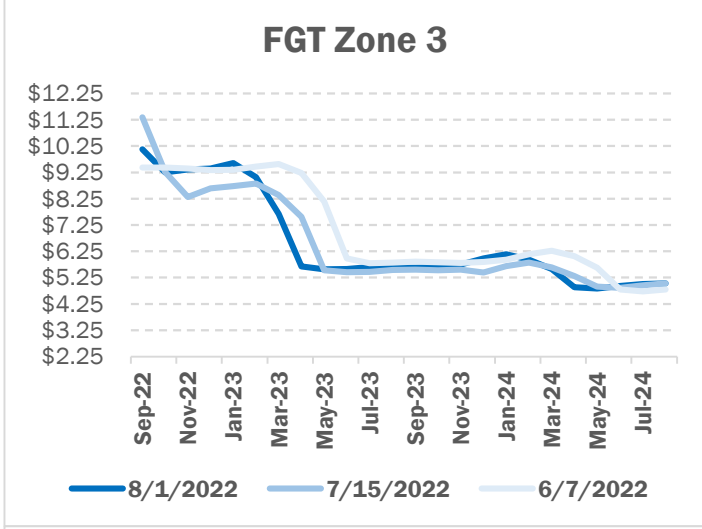
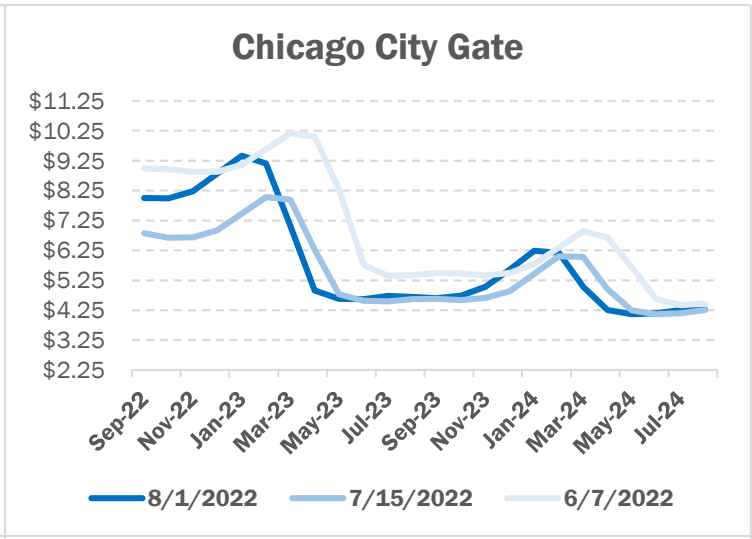
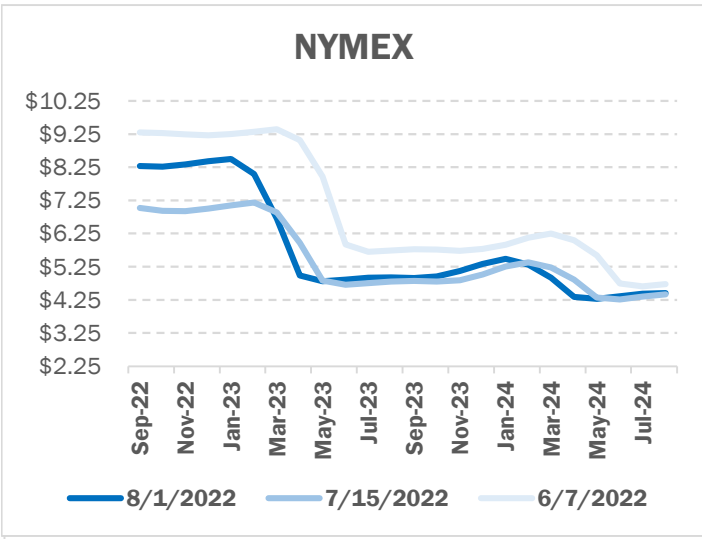
MANSFIELDS' STORAGE FORECAST

For week ending 8/4/2022

# NATURAL GAS NEWS



## NATURAL GAS BASIS FUTURES

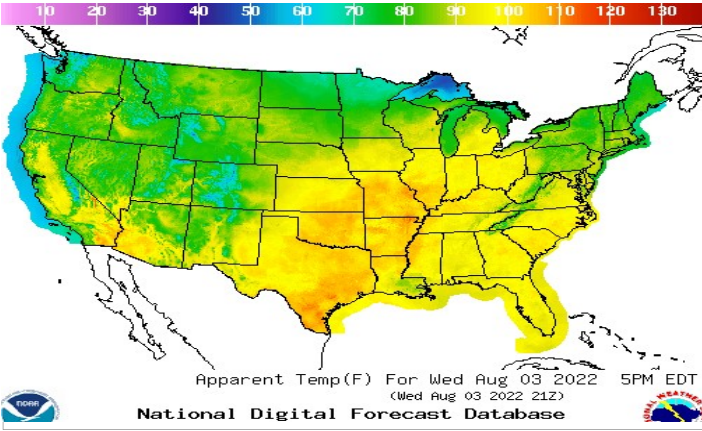


# NATURAL GAS NEWS

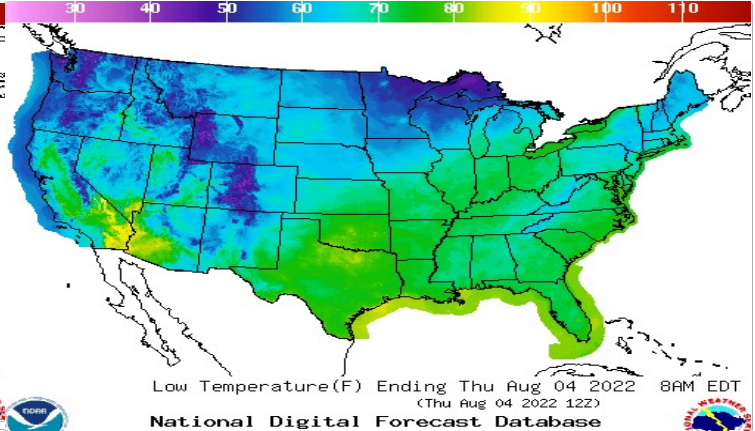


## WEATHER - HIGH / LOW TEMPERATURE - TOMORROW

HIGH Temperature

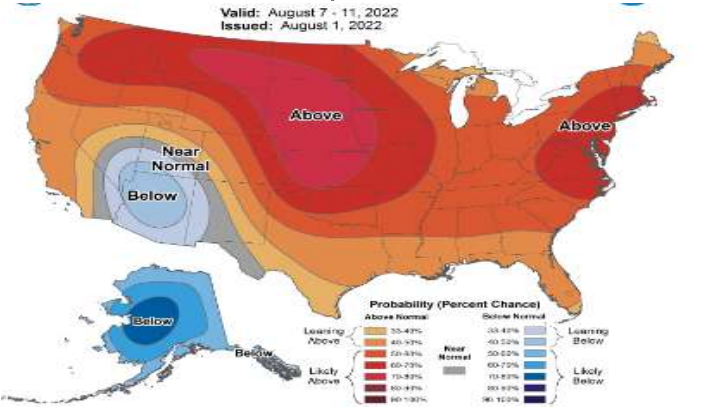


LOW Temperature

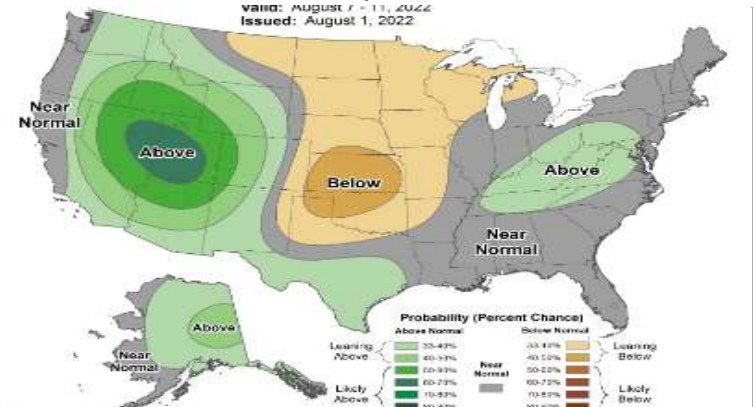


## WEATHER - 6 - 10 DAY OUTLOOK - NOAA

Temperature

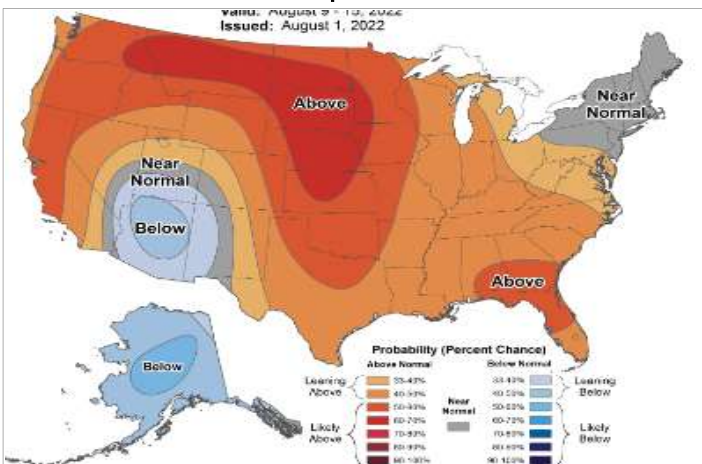


Precipitation



## WEATHER - 8 - 14 DAY OUTLOOK - NOAA

Temperature



Precipitation

