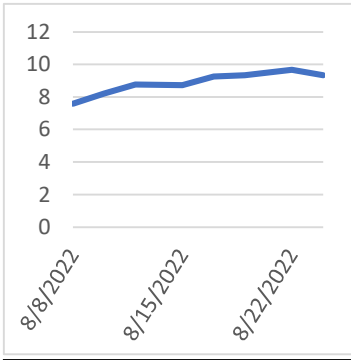


NATURAL GAS



Thursday, August 25, 2022

**Last Week's Prompt
NYMEX**



NYMEX NG Futures

Month	Close	Change
Sep-22	9.33	(0.350)
Oct-22	9.3	(0.347)
Nov-22	9.369	(0.341)
Dec-22	9.504	(0.306)
Jan-23	9.57	(0.292)
Feb-23	9.079	(0.230)
Mar-23	7.578	(0.109)
Apr-23	5.74	(0.012)
May-23	5.551	(0.006)
Jun-23	5.596	(0.006)
Jul-23	5.642	(0.007)
Aug-23	5.653	(0.009)
Sep-23	5.637	(0.010)
Oct-23	5.686	(0.007)
Nov-23	5.833	(0.008)
Dec-23	6.06	(0.009)
Jan-24	6.207	(0.008)
Feb-24	5.965	(0.015)
Mar-24	5.485	(0.014)
Apr-24	4.735	(0.014)
May-24	4.659	(0.008)
Jun-24	4.73	(0.009)
Jul-24	4.806	(0.009)
Aug-24	4.84	(0.007)
1 YR STRIP 2021	7.6593 8.6838	(0.168) (0.248)

IN THE NEWS

Firms make deals to boost LNG exports 60% from U.S., Canada, Mexico

North American liquefied natural gas (LNG) developers and producers this year have struck deals to sell 48 million tonnes of LNG, which will eventually pump up exports 60% from current levels, although much of the output remains years away. LNG demand is soaring as the conflict in Ukraine pushes global prices to their highest in at least 14 years. Buyers in Europe have looked West in a move away from Russian gas, and Chinese buyers are striking long-term deals after a pause. New gas-export plants are being developed across the United States, and Mexico and Canada are poised to join as significant gas exporters, with plants proposed for their west coasts. read more Eight North American LNG export terminals are under construction and over a dozen more could receive financial greenlights by 2023. Some buyers have loc... For more info go to <https://reut.rs/3AJIB8z>

U.S. Natural Gas Jumps To \$10 For The First Time Since 2008

U.S. natural gas futures hit \$10 per million British thermal units (MMBtu) early on Tuesday, jumping briefly above that threshold for the first time since 2008 as the energy crisis in Europe is worsening, and EU gas prices surged to another record today. As of 8:43 a.m. ET, the front-month U.S. benchmark natural gas price at Henry Hub was up by 0.60% at \$9.737/MMBtu, having hit \$10/MMBtu earlier in the day. U.S. natural gas prices have soared in recent weeks as Europe scours the world for non-Russian gas supply—mostly U.S. LNG—to fill gas storage sites in time for the winter heating season. After a slump in early June due to the Freeport LNG force majeure, U.S. benchmark gas prices have rallied by 70% since the end of June, hitting last week their highest level since August 2008 at above ... For more info go to <https://reut.rs/3AJIB8z>

Iran And Russia Move To Create A Global Natural Gas Cartel

The US\$40 billion memorandum of understanding (MoU) signed last month between Gazprom and the National Iranian Oil Company (NIOC) is a stepping stone to enabling Russia and Iran to implement their long-held plan to be the core participants in a global cartel for gas suppliers in the same mold as the Organization of the Petroleum Exporting Countries (OPEC) for oil suppliers. With a foundation in the current Gulf Exporting Countries Forum (GECF), this 'Gas OPEC' would allow for the coordination of an extraordinary proportion of the world's gas reserves and control over gas prices in the coming years. Occupying the number one and number two positions in the world's largest gas reserves table, respectively – Russia with just under 48 trillion cubic meters (tcm) and Iran with nearly 34 tcm – the two countries are in an... For more info go to <https://reut.rs/3AJIB8z>

Prompt Natural Gas (NG)

Daily Sentiment

BULLISH



RESISTANCE

9.451 & 9.602

SUPPORT

9.106 & 8.912

NATURAL GAS

Futures	Close
NG	\$9.330
Volume	5,662
Open Int.	14,907

Contact Us



Mansfield Energy Corp

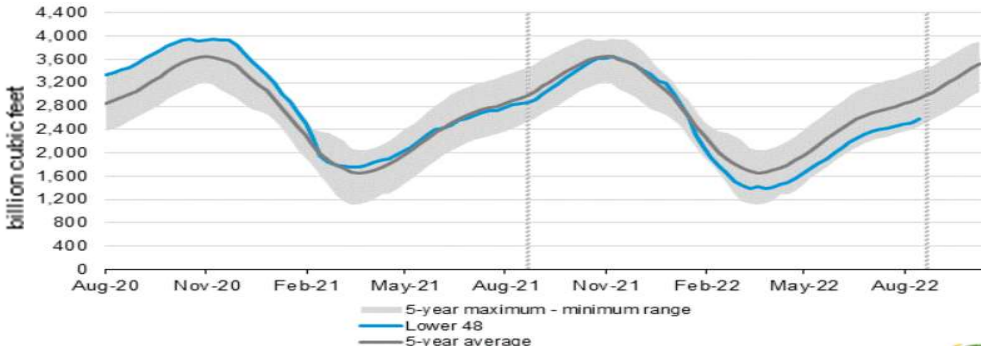
1025 Airport Pkwy
Gainesville, GA 30501
www.mansfield.energy

info@mansfieldoil.com
Phone: (800) 695 - 6626



NATURAL GAS NEWS

WEEKLY GAS IN UNDERGROUND STORAGE WITH 5-YR RANGE



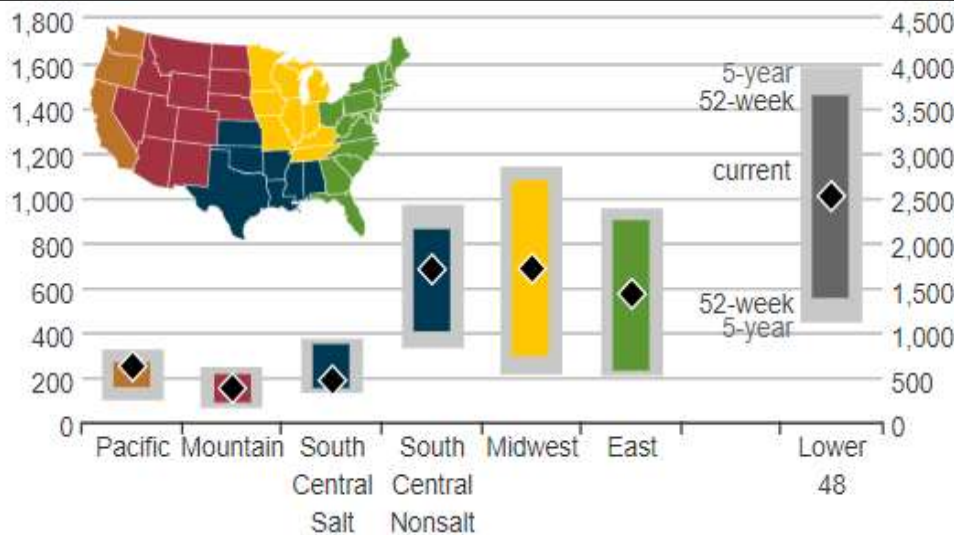
for week ending August 19, 2022 | Released: August 25, 2022 | Next Release: September 01, 2022

EIA Weekly Storage Actual and Surveys for August 19, 2022

Released August 25, 2022

Range 51 to 64
Investing.com 34

UNDERGROUND WORKING NAT GAS STORAGE AS OF 08/12/2022



Total Working Gas In Storage

2519 BCF

18 BCF (LAST WEEK)
-367 BCF (LAST YEAR)
-296 BCF (5-YEAR AVG)

U.S. Natural Gas Supply

Gas Week -

Average Daily Values (BCF/D):

Last Year (BCF/d)

Dry Production - 93.9

Total Supply - 98.7

Last Week (BCF/d)

Dry Production - 98.1

Total Supply - 103.4

[Next Report: August 25]

U.S. Natural Gas Demand

Gas Week -

Average Daily Values (BCF/D):

Last Year (BCF/d)

Power - 41.4

Total Demand - 93.9

Last Week (BCF/d)

Power - 43.9

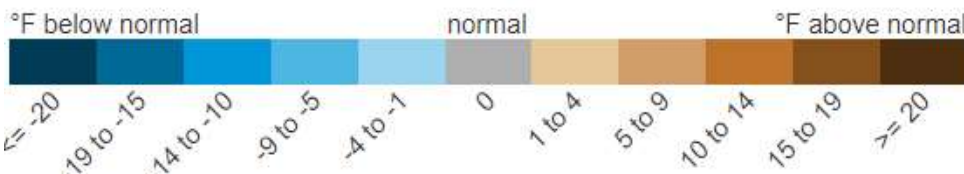
Total Demand - 97.5

[Next Report: August 25]

REGIONAL AVG TEMPERATURES AND DEPARTURE FROM NORMAL

Aug 05 Aug 06 Aug 07 Aug 08 Aug 09 Aug 10 Aug 11 Aug 12 Aug 13 Aug 14 Aug 15 Aug 16 Aug 17 Aug 18

East	79	79	80	80	80	77	76	74	70	71	72	72	72	73
Midwest	76	79	77	76	72	72	71	68	68	69	70	69	69	70
South Central	85	84	84	84	83	82	82	82	82	82	83	83	82	80
Mountain	76	75	75	74	75	76	76	76	75	75	74	73	76	75
Pacific	72	72	74	74	74	73	74	73	73	74	75	75	78	77
Lower 48	78	78	79	79	77	76	75	74	73	73	74	74	74	74



MANSFIELDS' STORAGE FORECAST

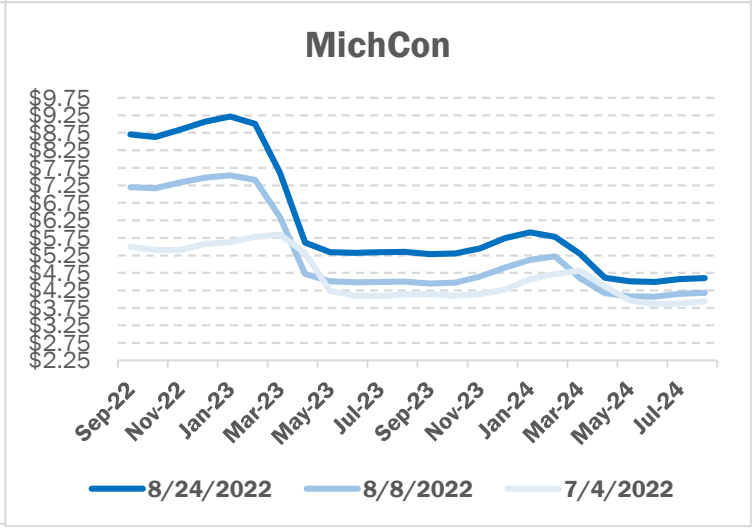
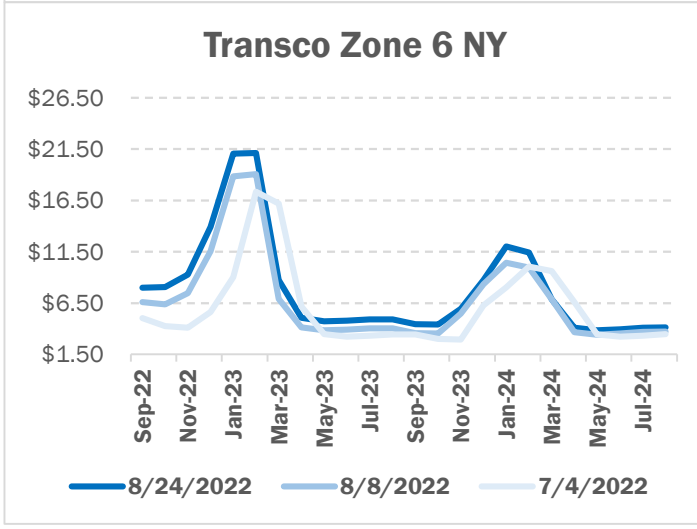
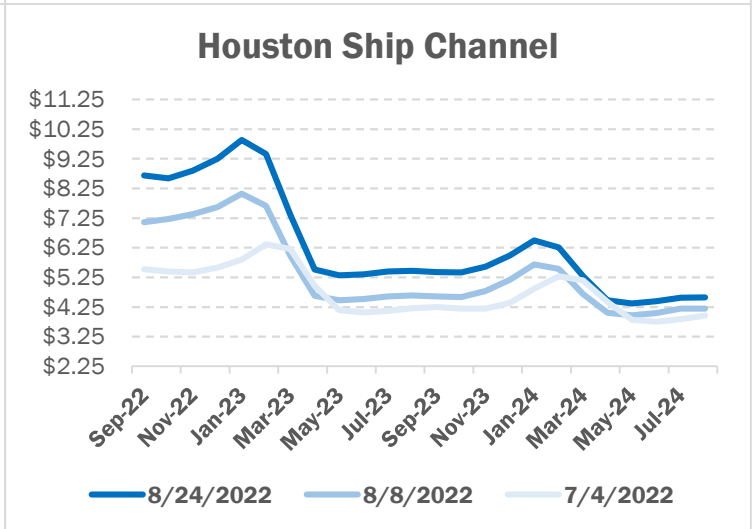
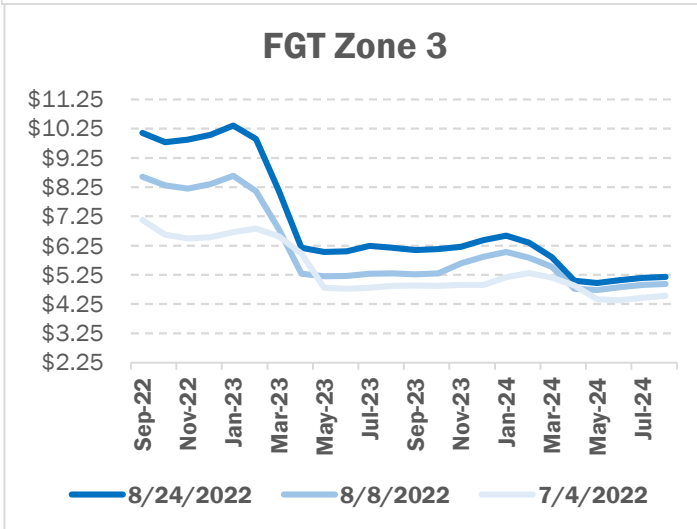
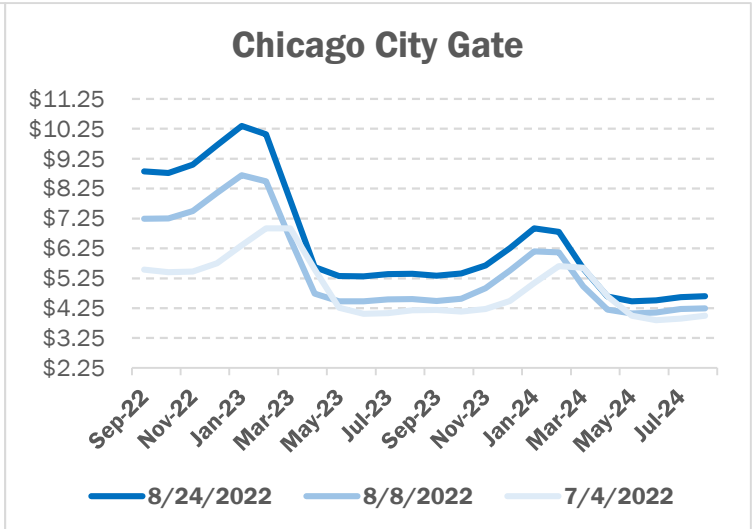
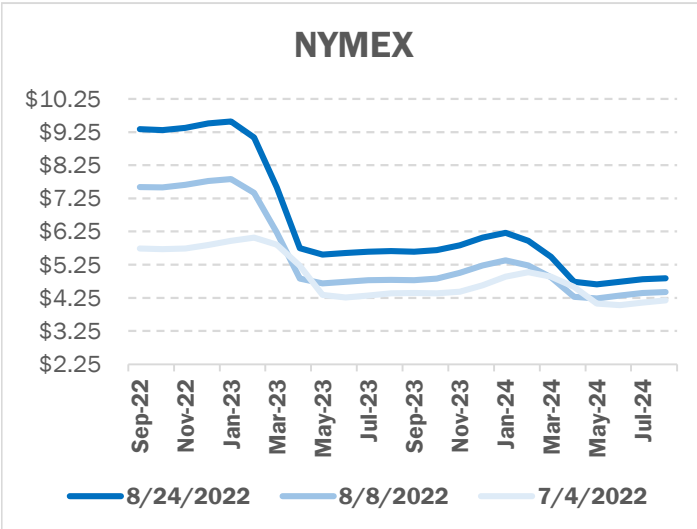
For week ending 9/1/2022

73

NATURAL GAS NEWS



NATURAL GAS BASIS FUTURES

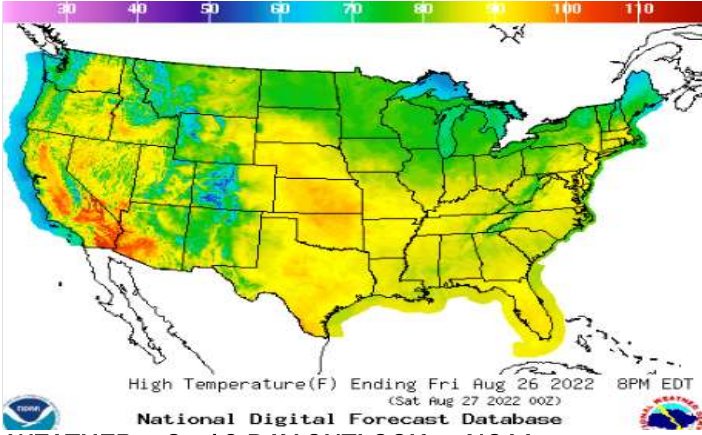


NATURAL GAS NEWS

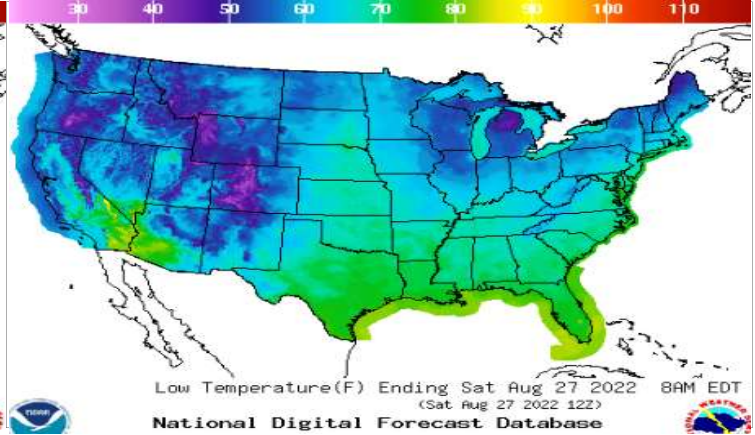


WEATHER - HIGH / LOW TEMPERATURE - TOMORROW

HIGH Temperature

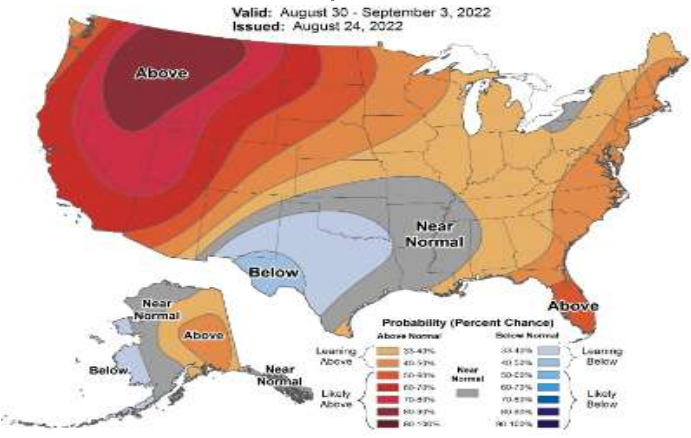


LOW Temperature

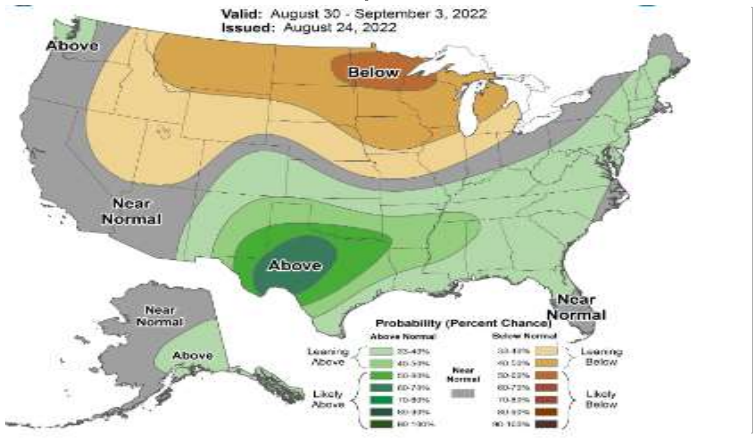


WEATHER - 6 - 10 DAY OUTLOOK - NOAA

Temperature

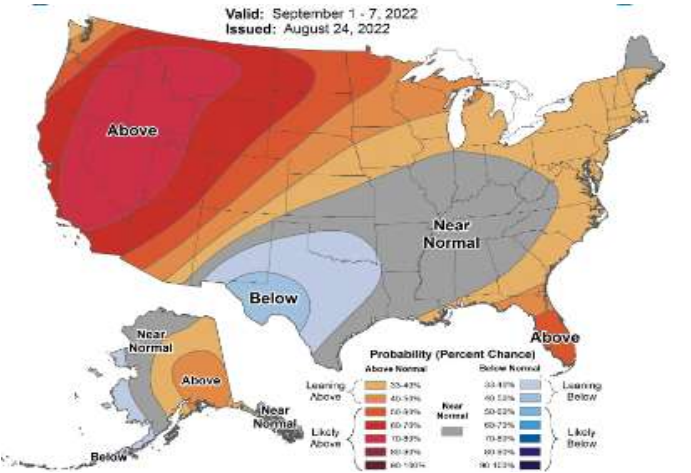


Precipitation



WEATHER - 8 - 14 DAY OUTLOOK - NOAA

Temperature



Precipitation

