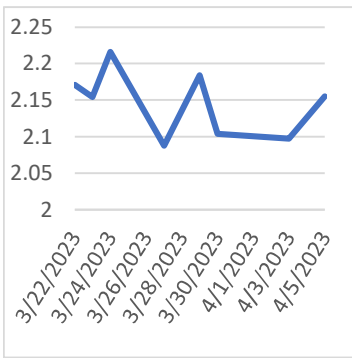


Thursday, April 6, 2023

**Last Week's Prompt
NYMEX**



NYMEX NG Futures

Month	Close	Change
May-23	2.155	0.058
Jun-23	2.381	0.048
Jul-23	2.624	0.038
Aug-23	2.678	0.035
Sep-23	2.655	0.039
Oct-23	2.739	0.030
Nov-23	3.127	0.016
Dec-23	3.586	(0.010)
Jan-24	3.812	0.003
Feb-24	3.713	0.007
Mar-24	3.413	0.010
Apr-24	3.117	(0.009)
May-24	3.118	(0.009)
Jun-24	3.273	(0.009)
Jul-24	3.424	(0.004)
Aug-24	3.462	(0.007)
Sep-24	3.425	(0.008)
Oct-24	3.501	(0.008)
Nov-24	3.89	0.002
Dec-24	4.352	(0.002)
Jan-25	4.636	(0.008)
Feb-25	4.492	(0.028)
Mar-25	4.126	(0.046)
Apr-25	3.733	(0.041)
1 YR STRIP	3	0.022
2023	3.0803	0.016

IN THE NEWS

U.S. LNG exports back on rising track, reached record in March

U.S. producers of liquefied natural gas (LNG) last month regained momentum as the country's second-largest exporter Freeport LNG ramped up output, sending total shipments to an all-time record of 7.73 million tonnes, Refinitiv Eikon data showed on Monday. Freeport LNG's facility in Texas, which had suspended operations after a fire last year, exited an eight-month outage in February and on Monday was on track to pull in about 2.2 billion cubic feet per day (bcfd) of gas, above its nameplate capacity, pushing up the country's overall processing rates. A total of 108 cargoes departed U.S. ports last month carrying 7.73 million tonnes of LNG, above the previous record of 7.67 million tonnes a year ago, according to Refinitiv Eikon trade flows data. Europe was again the main destination for U.S. LNG exports, receiving... For more info go to <https://bit.ly/3GILEoC>

US natgas steady as rising LNG feedgas offsets milder weather

U.S. natural gas futures held mostly steady on Tuesday as the market balanced rising amounts of gas flowing to liquefied natural gas (LNG) export plants versus forecasts for milder weather that will reduce heating demand over the next two weeks. The amount of gas flowing to LNG export plants was on track to hit for a second month in a row in April after Freeport LNG's facility in Texas exited an eight-month outage in February and returned to full power over the past week. Freeport LNG shut in June 2022 after a fire. Front-month gas futures for May delivery on the New York Mercantile Exchange (NYMEX) rose 0.9 cents, or 0.4%, to settle at \$2.106 per million British thermal units. The market has been extremely volatile in recent weeks with the front-month gaining or losing more than 5% in 12 ... For more info go to <https://yhoo.it/3KDmrZg>

How The U.S. Became A Natural Gas Giant

From a position of relative obscurity less than a decade ago, U.S. natural gas and liquefied natural gas (LNG) export capacity has expanded rapidly since the Lower 48 states first began exporting LNG in 2016. Last year, the United States achieved an important milestone after becoming the world's biggest LNG exporter, surpassing Qatar and Australia as Europe scrambled to replace Russian gas. This was made possible after LNG liquefaction units, called trains, at Sabine Pass and Calcasieu Pass in Louisiana came online last year. Last year, U.S. exports of liquefied natural gas (LNG) averaged 10.6 billion cubic feet per day (Bcf/d), increasing by 9% (0.8 Bcf/d) compared with 2021. LNG exports to Europe increased a torrid 141% clip, or 4.0 Bcf/d, compared with 2021. Europe has become the pri... For more info go to <https://bit.ly/40NH2b>

**Prompt Natural Gas (NG)
Daily Sentiment**

BEARISH



RESISTANCE
2.213 & 2.271
SUPPORT
2.081 & 2.007

NATURAL GAS

Futures	Close
NG	\$2.155
Volume	62,641
Open Int.	372,409

Contact Us



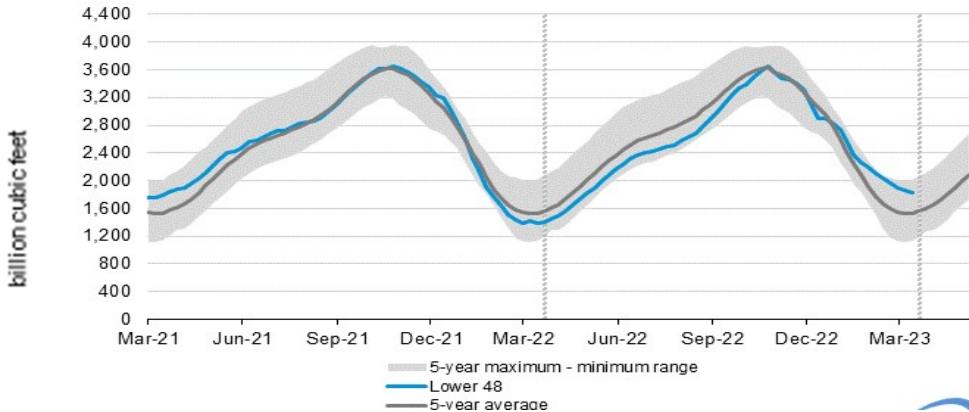
Mansfield Energy Corp
1025 Airport Pkwy
Gainesville, GA 30501
www.mansfield.energy

info@mansfieldoil.com
Phone: (800) 695 - 6626

NATURAL GAS NEWS



WEEKLY GAS IN UNDERGROUND STORAGE WITH 5-YR RANGE



for week ending March 31, 2023 | Released: April 06, 2023 | Next Release: April 13, 2023

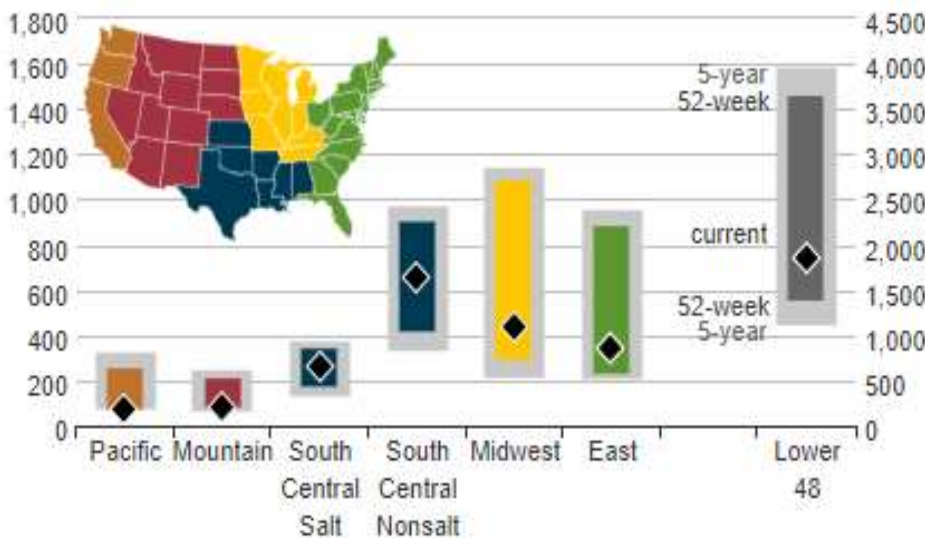
EIA Weekly Storage Actual and Surveys for

March 31, 2023

Released April 06, 2023

Range	-10 to -41
S&P Global	-40
FX Street	-50
Investing.com	-21

UNDERGROUND WORKING NAT GAS STORAGE AS OF 03/24/2023



1830 BCF

-23 BCF (LAST WEEK)
443 BCF (LAST YEAR)
298 BCF (5-YEAR AVG)

Total Working Gas In Storage

U.S. Natural Gas Supply

Gas Week -

Average Daily Values (BCF/D):

Last Year (BCF/d)

Dry Production - 95.4
Total Supply - 100.7

Last Week (BCF/d)

Dry Production - 100.8
Total Supply - 105.7

[Next Report: April 06]

U.S. Natural Gas Demand

Gas Week -

Average Daily Values (BCF/D):

Last Year (BCF/d)

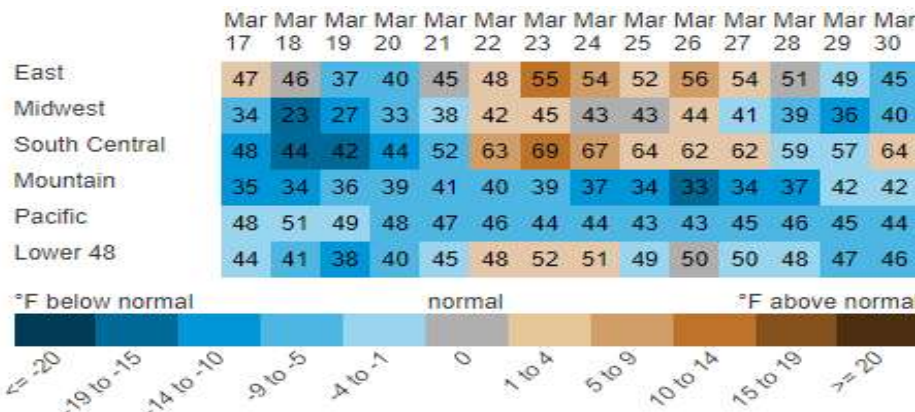
Power - 24.8
Total Demand - 105.1

Last Week (BCF/d)

Power - 28.9
Total Demand - 111.2

[Next Report: April 06]

REGIONAL AVG TEMPERATURES AND DEPARTURE FROM NORMAL

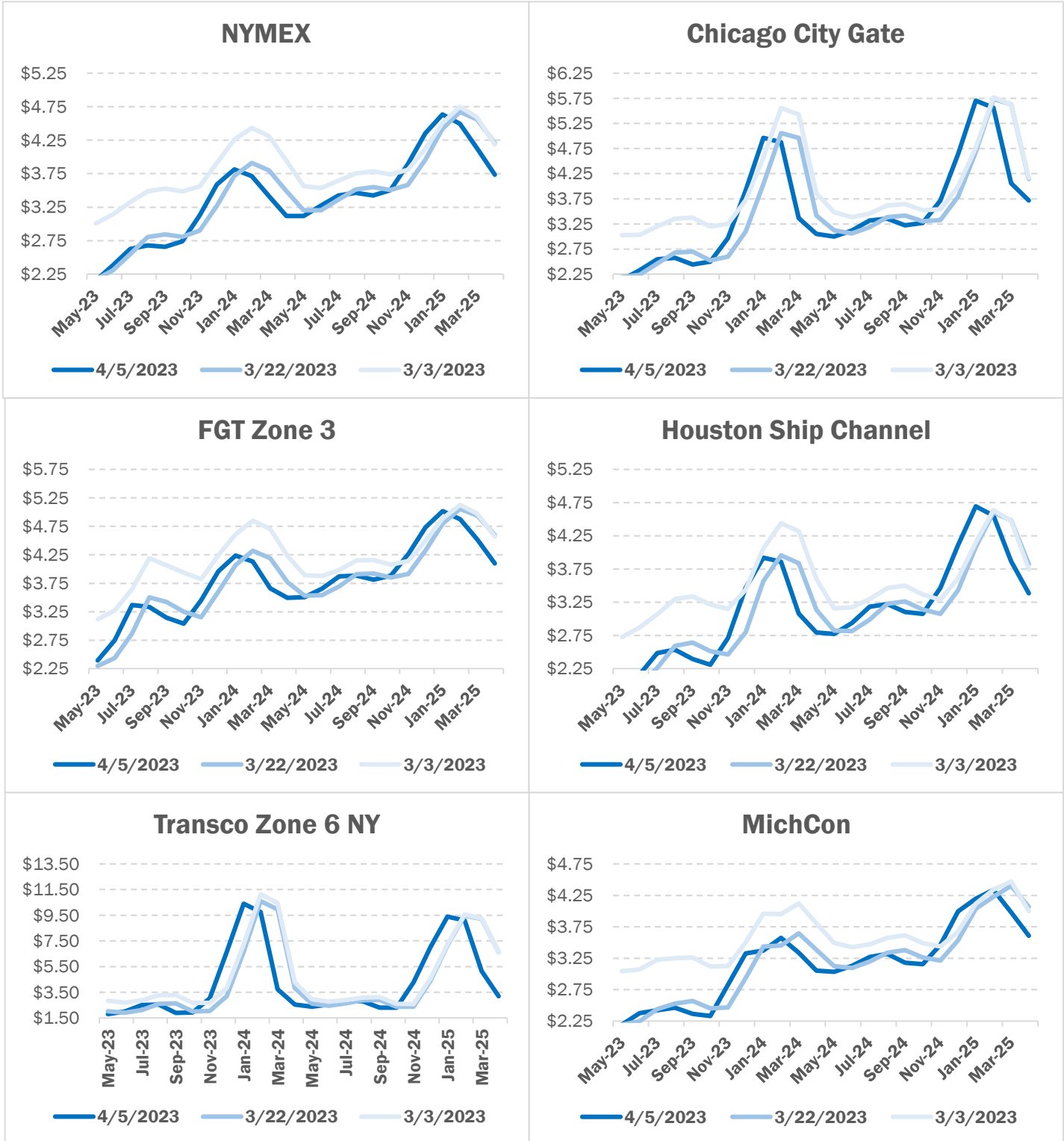


MANSFIELD EIA PREDICTION

NATURAL GAS NEWS



NATURAL GAS BASIS FUTURES

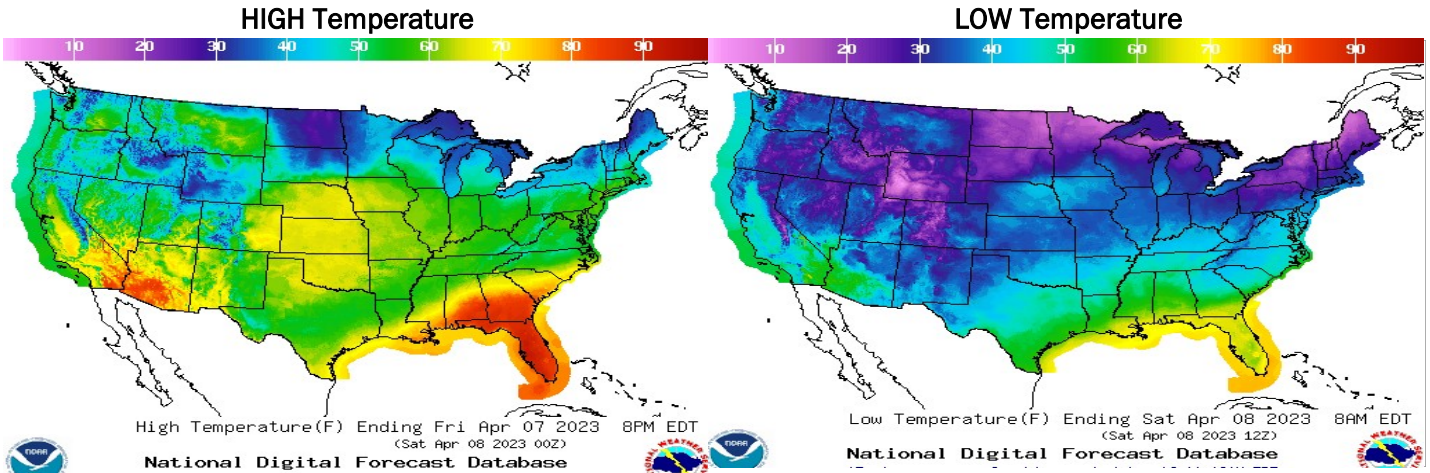


Thursday, April 6, 2023

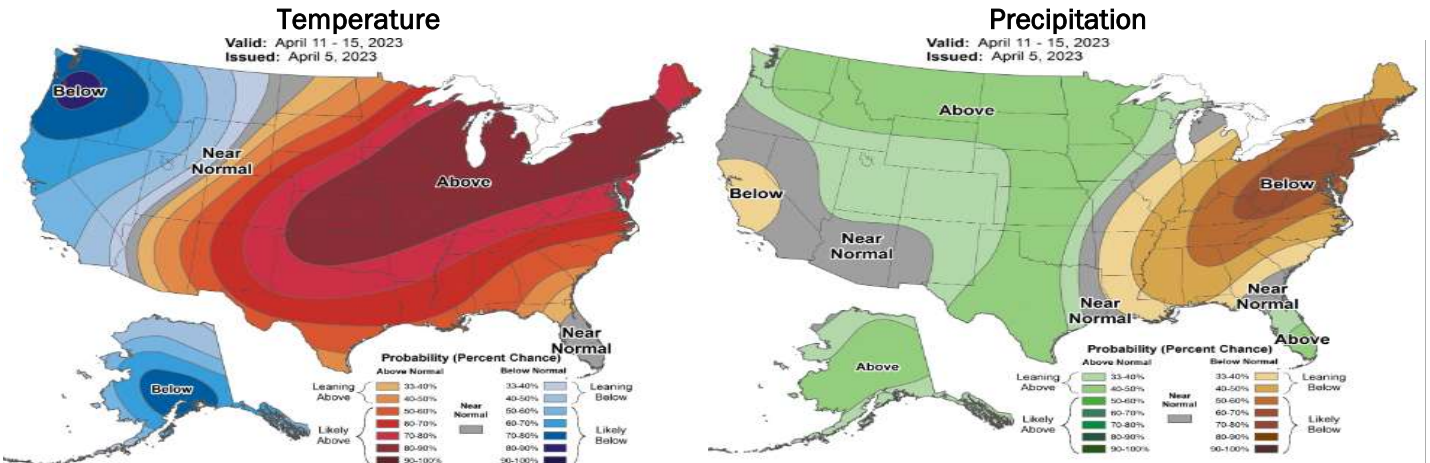
NATURAL GAS NEWS



WEATHER - HIGH / LOW TEMPERATURE - TOMORROW



WEATHER - 6 - 10 DAY OUTLOOK - NOAA



WEATHER - 8 - 14 DAY OUTLOOK - NOAA

