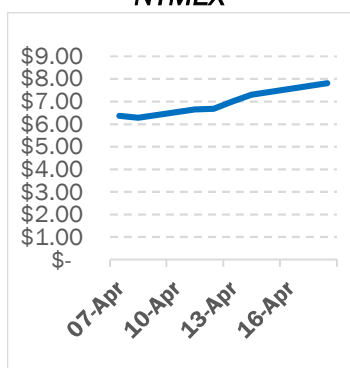


NATURAL GAS



NEWS

Tuesday, April 19, 2022

Last Week's Prompt
NYMEX

NYMEX NG Futures

Month	Close	Change
May-22	7.82	0.520
Jun-22	7.958	0.535
Jul-22	8.042	0.541
Aug-22	8.038	0.539
Sep-22	8.003	0.530
Oct-22	8.013	0.527
Nov-22	8.086	0.525
Dec-22	8.263	0.523
Jan-23	8.367	0.521
Feb-23	8.091	0.481
Mar-23	7.084	0.350
Apr-23	5.003	0.162
May-23	4.801	0.137
Jun-23	4.832	0.134
Jul-23	4.874	0.134
Aug-23	4.883	0.132
Sep-23	4.867	0.133
Oct-23	4.899	0.134
Nov-23	5.009	0.137
Dec-23	5.227	0.139
Jan-24	5.367	0.146
Feb-24	5.191	0.134
Mar-24	4.81	0.114
Apr-24	4.043	0.083
1 YR STRIP	7.7307	0.480
2021	8.0279	0.530

IN THE NEWS

U.S. Natural Gas Prices To Spike As Exports Boom

Meet Europe, the newest and unlikeliest star on the LNG stage. Europe recently had to reconsider its emissions-cutting ambitions in light of the danger of an unprecedented energy crunch. U.S. natural gas producers are only too happy to help. Cue worries about a domestic shortage. European Union governments have been discussing for weeks ways to cut their reliance on Russian oil and gas. There have been claims that the EU can make it through the summer even if gas imports from Russia are cut because there is enough gas in storage. Still, Brussels has stopped short of imposing an embargo on Russian gas, with Germany admitting it cannot afford one. There have been plans to reduce the overwhelming dependence on Russian gas by urgently finding alternative suppliers, ... For more info go to <https://bit.ly/3EsVBOP>

U.S. natgas futures scale 13-year peak on cold forecast

U.S. natural gas futures jumped more than 10% to more than a 13-year-high on Monday, surging on the back of an unseasonable cold snap in the United States expected to bring snow and ice to northern states. The unusual weather has boosted natural gas futures at a time when that market is generally shifting to moving gas into storage in preparation for the next winter. In addition, steady demand in Europe for liquefied natural gas (LNG) has kept U.S. exports flowing at record levels. Front-month gas futures NGc1 were up 6.5% at \$7.776 per million British thermal units at 01:28 p.m. EDT (1728 GMT), having earlier hit their highest since September 2008. Last week the contract rose by 16%, the biggest one-week gain since 2020... For more info go to <https://bit.ly/3JXyflw>

US natural gas export fever tempered by costs and climate concerns

Please use the sharing tools found via the share button at the top or side of articles. CoA vessel docked at a jetty on Louisiana's coast is claiming its cargo of liquefied natural gas. Ice forms on a pipe as chilled fuel extracted from fields as far away as Texas or Pennsylvania is sent into the tanker's insulated hold for shipment overseas. Cheniere Energy's Sabine Pass export terminal is one of seven operating in the US, all of them running flat out to feed a global market desperate for energy. Europe's goal to cut dependence on Russian natural gas in response to Moscow's war in Ukraine should be a bonanza for LNG export companies in the US, the world's largest gas producer. Investors in these specialist companies are... For more info go to <https://on.ft.com/36qGiff>

Prompt Natural Gas (NG)
Daily Sentiment

BULLISH



RESISTANCE
8.135 & 8.45
SUPPORT
7.435 & 7.05

NATURAL GAS

Futures	Close
NG	\$7.820
Volume	112,968
Open Int.	61,714

Contact Us



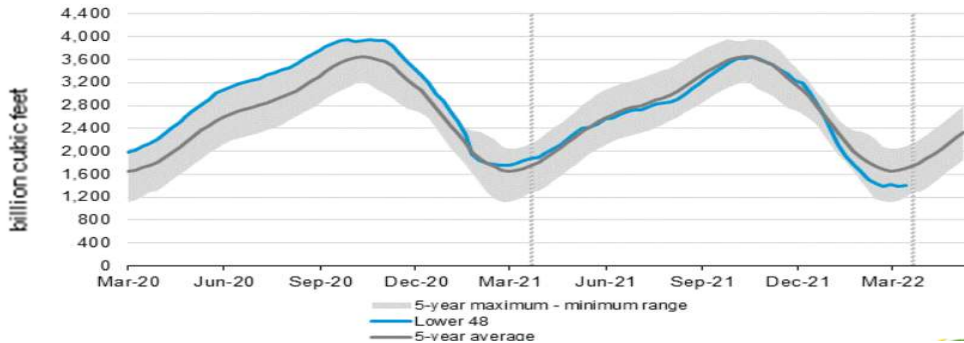
Mansfield Energy Corp
1025 Airport Pkwy
Gainesville, GA 30501
www.mansfield.energy

info@mansfieldoil.com
Phone: (800) 695 - 6626

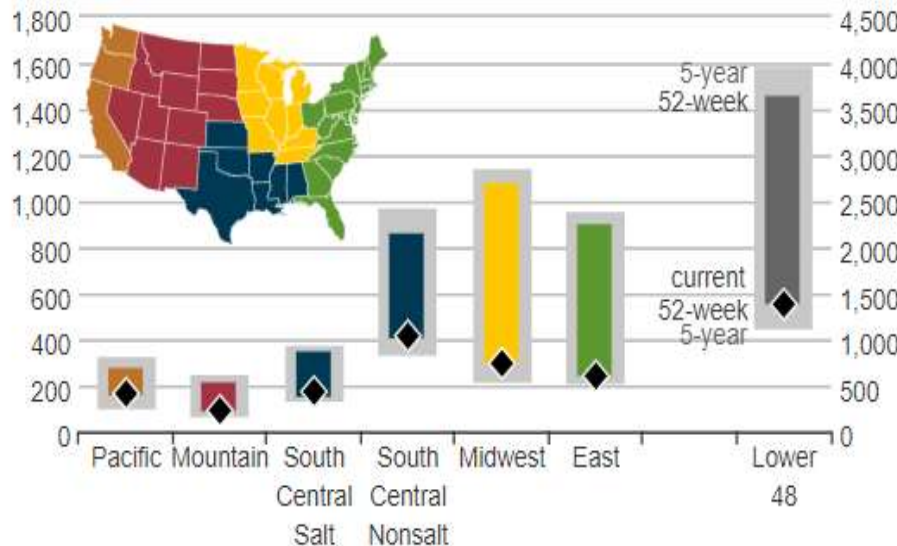
NATURAL GAS NEWS



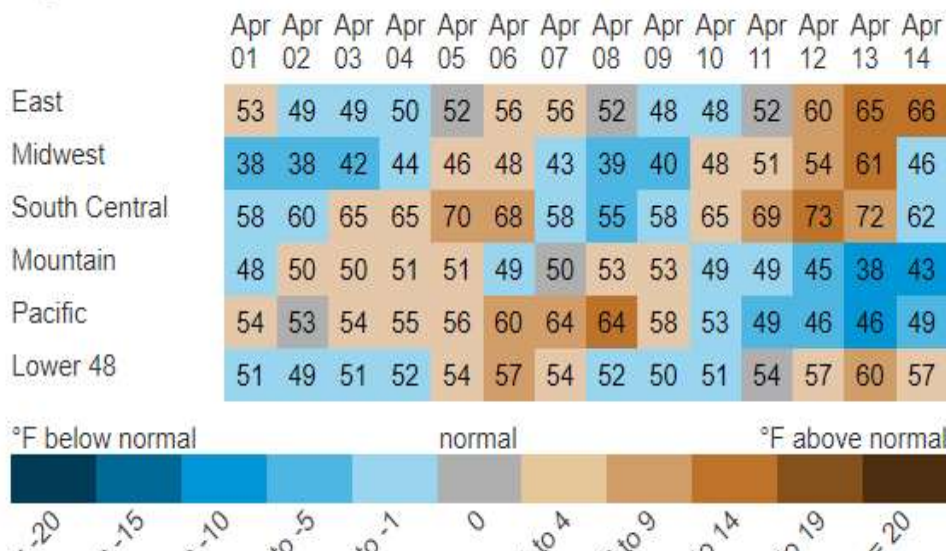
WEEKLY GAS IN UNDERGROUND STORAGE WITH 5-YR RANGE



UNDERGROUND WORKING NAT GAS STORAGE AS OF 04/08/2022



REGIONAL AVG TEMPERATURES AND DEPARTURE FROM NORMAL



EIA Weekly Storage Actual and Surveys for April 8, 2022

Released April 14, 2022

Range -10 to -30
Investing.com -15

Total Working Gas In Storage

1397 BCF

15 BCF (LAST WEEK)
-303 BCF (LAST YEAR)
-439 BCF (5-YEAR AVG)

U.S. Natural Gas Supply Gas Week 04/07 - 04/13

Average Daily Values (BCF/D):

Last Year (BCF/d)

Dry Production - 92.9
Total Supply - 96.6

Last Week (BCF/d)

Dry Production - 95.0
Total Supply - 100.7

[Next Report: April 21]

U.S. Natural Gas Demand Gas Week 04/07 - 04/13

Average Daily Values (BCF/D):

Last Year (BCF/d)

Dry Production - 24.5
Total Supply - 85.4

Last Week (BCF/d)

Dry Production - 25.9
Total Supply - 97.1

[Next Report: April 21]

MPG EIA STORAGE FORECAST

[For week ending April 15]

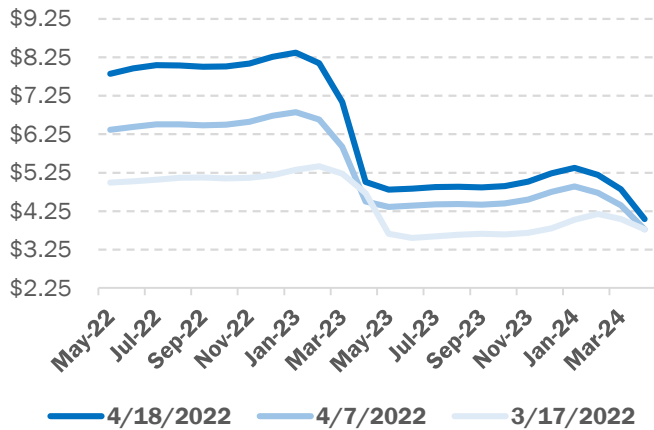
-65

NATURAL GAS NEWS

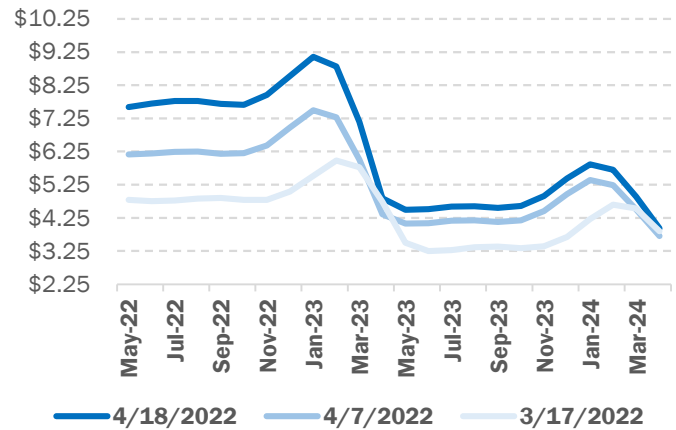


NATURAL GAS BASIS FUTURES

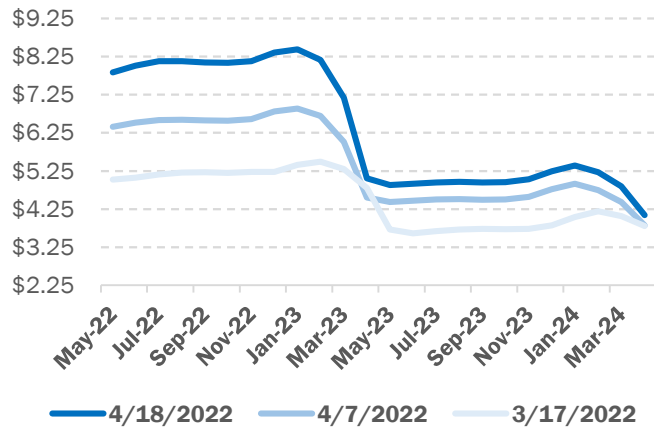
NYMEX



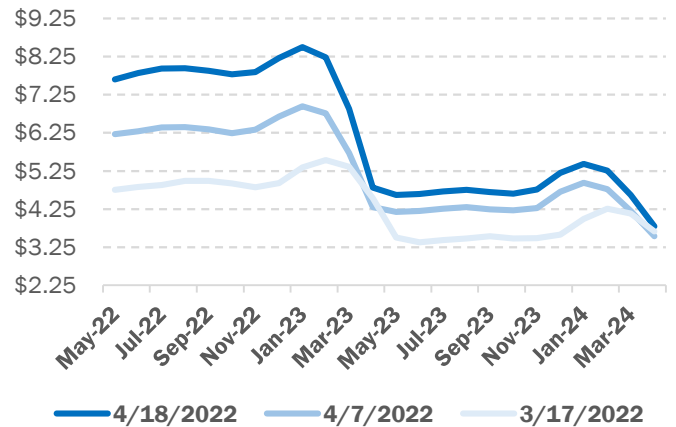
Chicago City Gate



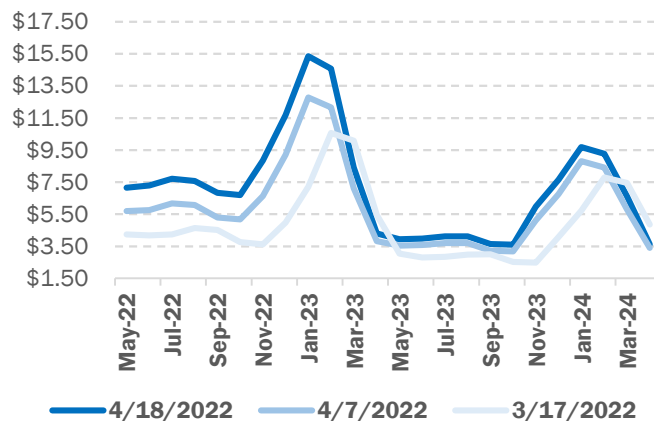
FGT Zone 3



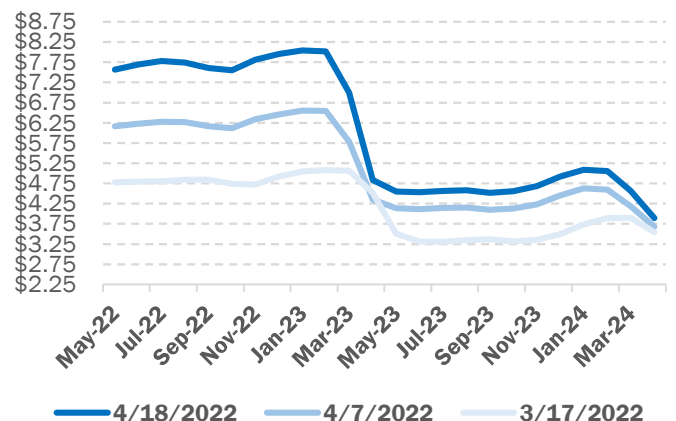
Houston Ship Channel



Transco Zone 6 NY



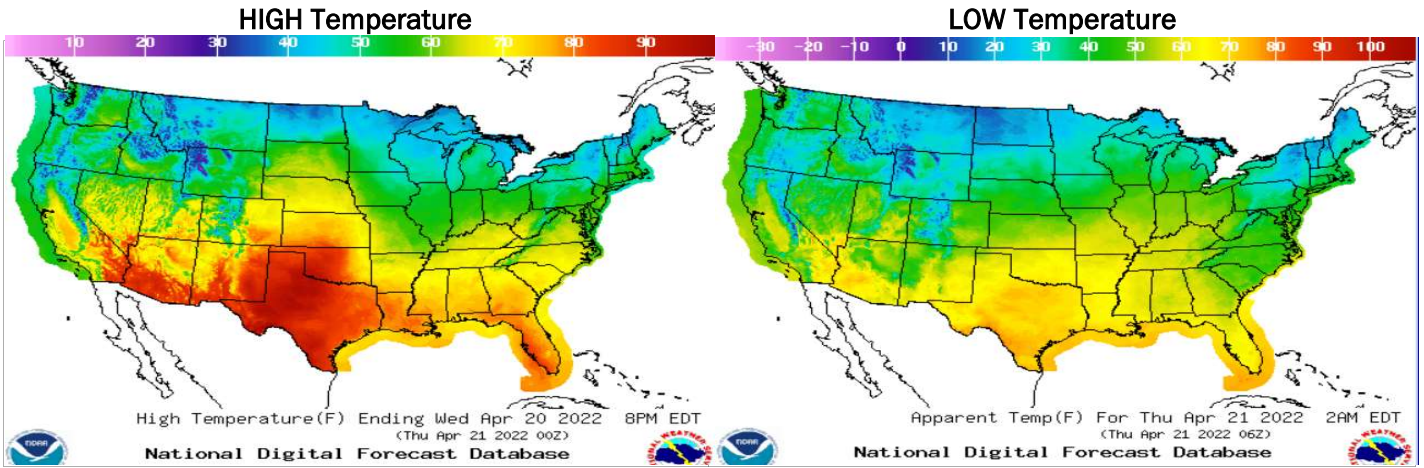
MichCon



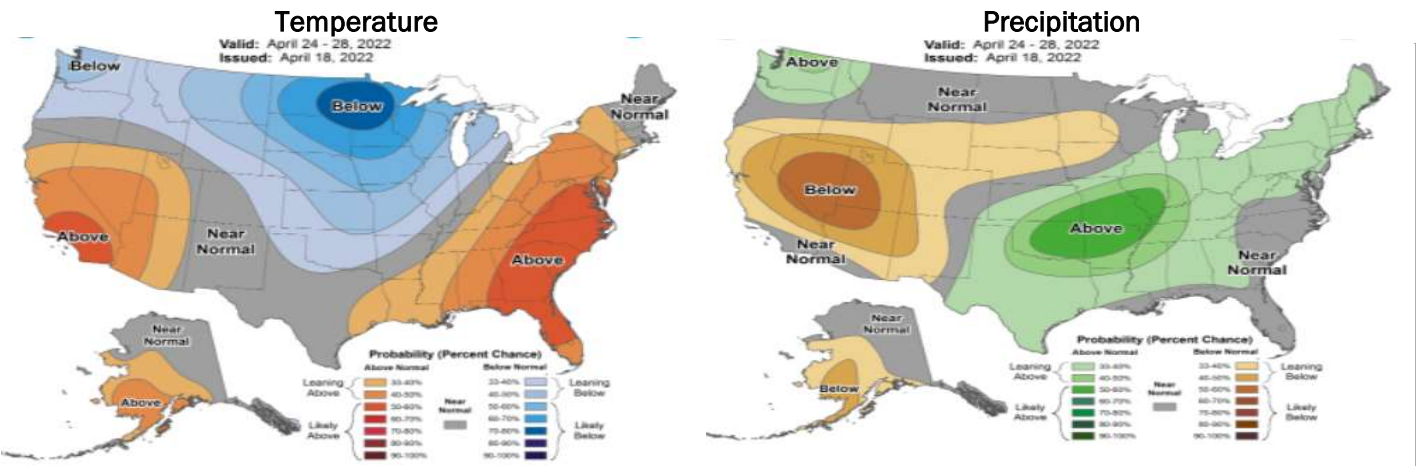
NATURAL GAS NEWS



WEATHER - HIGH / LOW TEMPERATURE - TOMORROW



WEATHER - 6 - 10 DAY OUTLOOK - NOAA



WEATHER - 8 - 14 DAY OUTLOOK - NOAA

