

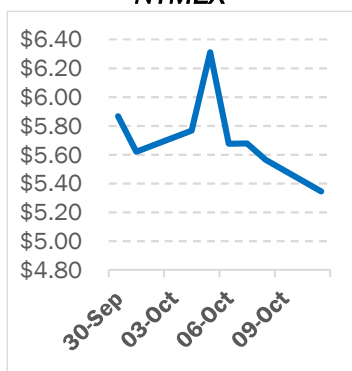
NATURAL GAS



NEWS

Tuesday, October 12, 2021

Last Week's Prompt NYMEX



NYMEX NG Futures

Month	Close	Change
Nov-21	5.345	(0.220)
Dec-21	5.502	(0.208)
Jan-22	5.597	(0.209)
Feb-22	5.491	(0.210)
Mar-22	5.183	(0.187)
Apr-22	3.936	(0.060)
May-22	3.82	(0.034)
Jun-22	3.856	(0.035)
Jul-22	3.896	(0.035)
Aug-22	3.903	(0.033)
Sep-22	3.886	(0.030)
Oct-22	3.918	(0.030)
Nov-22	4.003	(0.030)
Dec-22	4.166	(0.028)
Jan-23	4.256	(0.030)
Feb-23	4.174	(0.027)
Mar-23	3.875	(0.011)
Apr-23	3.237	0.014
May-23	3.158	0.017
Jun-23	3.207	0.017
Jul-23	3.262	0.018
Aug-23	3.277	0.018
Sep-23	3.27	0.017
Oct-23	3.309	0.017
1 YR STRIP	4.5278	(0.108)
2021	4.8413	(0.145)

IN THE NEWS

Oil Price Jumps Above \$80 and Natural Gas Races Higher, Turbocharged by

The extended climb in oil prices is leaving some other industrial commodities behind, a divergence that reflects bets that energy supply shortages will offset any slowdown in the global economy. U.S. crude rose 1.5% to \$80.52 a barrel on Monday, closing above \$80 for the first time since late in 2014 and bringing its climb since the end of last October to 125%. Oil is now on track to outpace copper this year by the largest amount since 2002 and is topping an index of raw materials by the biggest margin in more than a decade, according to Dow Jones Market Data. Like oil, natural gas is also far outpacing other commodities. Copper prices are about 8% below a May record, while rallies in some other materials such as zinc and lead have largely stalled. Some industrial metals have fallen due to fears of softening gro... For more info go to <https://on.wsj.com/3v6gbjx>

Maxed Out' Qatar is Unhappy Natural Gas Prices Are So High

Qatar, the world's biggest exporter of liquefied natural gas, said it's "unhappy" prices are so high but is producing at maximum capacity. The comments from Energy Minister Saad Al-Kaabi on Monday come amid a crisis in gas markets, with prices rocketing as supply fails to keep up with soaring demand. Although Qatar is spending billions of dollars to increase output, it has said it will struggle to boost production in the near term. "We are maxed out," Al-Kaabi said at an event in Doha, adding that volumes are currently around 80 million tons a year. "We're just consistent, we're producing what we can." The Persian Gulf state has the world's lowest production costs thanks to an abundance of easy-to-extract gas, most of it contained in the giant North Field that extends into Iran. Al-Kaabi re... For more info go to <https://bloom.bg/30jxBxQ>

Why the Natural Gas Rally Isn't Over Despite Bearish EIA Data

The U.S. Energy Department's weekly inventory release showed a higher-than-expected increase in natural gas supplies. Despite the bearish inventory numbers, the low stockpile levels and continued strong liquefied natural gas ("LNG") feedgas deliveries suggest that the fuel's prices will remain favorable in the short and medium terms. Stockpiles held in underground storage in the lower 48 states rose by 118 billion cubic feet (Bcf) for the week ended Oct 1 compared to the 111 Bcf addition guidance, per the analysts surveyed by S&P Global Platts. The increase was also above the five-year (2016-2020) average net build of 81 Bcf and last year's addition of 75 Bcf for the same corresponding week. The latest injection puts total natural gas stocks at 3,288 billion cubic feet (Bcf), which is 532 Bcf (13.9%) below the 20... For more info

Prompt Natural Gas (NG) Daily Sentiment

BULLISH



RESISTANCE
5.66 & 5.975

SUPPORT
5.169 & 4.993

NATURAL GAS

Futures	Close
NG	\$5.35
Volume	238,250
Open Int.	94,876

Contact Us



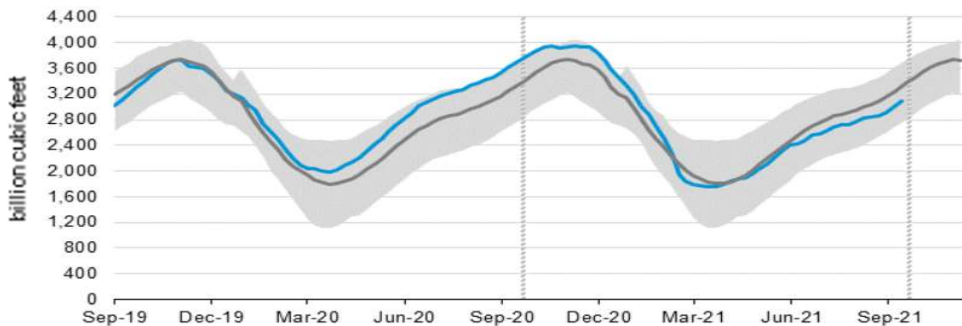
Mansfield Energy Corp
1025 Airport Pkwy
Gainesville, GA 30501
www.mansfield.energy

info@mansfieldoil.com
Phone: (800) 695 - 6626

NATURAL GAS NEWS



WEEKLY GAS IN UNDERGROUND STORAGE WITH 5-YR RANGE

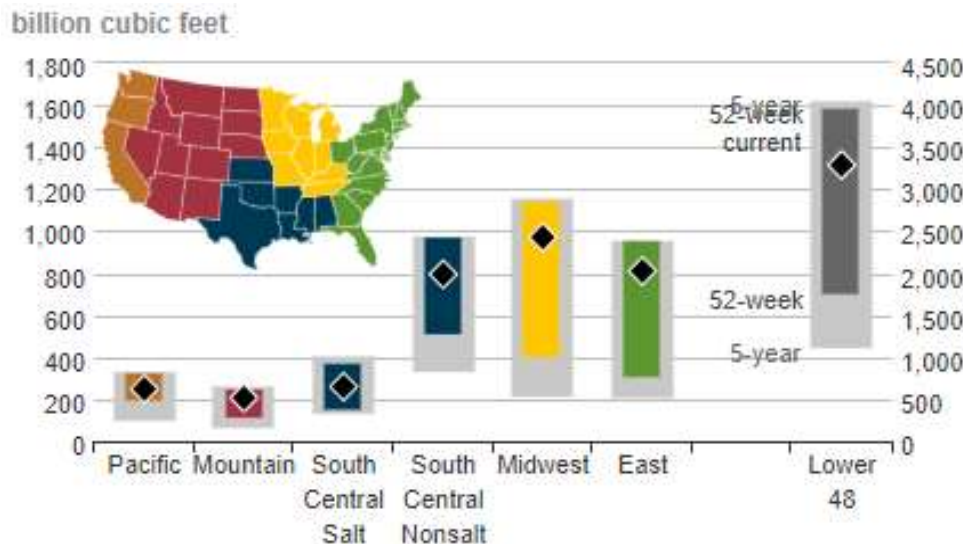


for week ending September 17, 2021 | Released: September 23, 2021 at 10:30 a.m. | Next Release: September 30, 2021

EIA Weekly Storage Actual and Surveys for October 1, 2021

Released October 07, 2021
 Range 71 to 120
 S&P Platts 71
 NGI 114
 Investing.com 118

UNDERGROUND WORKING NAT GAS STORAGE AS OF 10/01/2021



Total Working Gas In Storage

3288 BCF

+118 BCF (LAST WEEK)
 -532 BCF (LAST YEAR)
 -176 BCF (5-YEAR AVG)

U.S. Natural Gas Supply Gas Week 09/30 - 10/06

Average Daily Values (BCF/D):
Last Year (BCF/d)
 Dry Production - 89.3
 Total Supply - 93.4
Last Week (BCF/d)
 Dry Production - 92.4
 Total Supply - 98.0

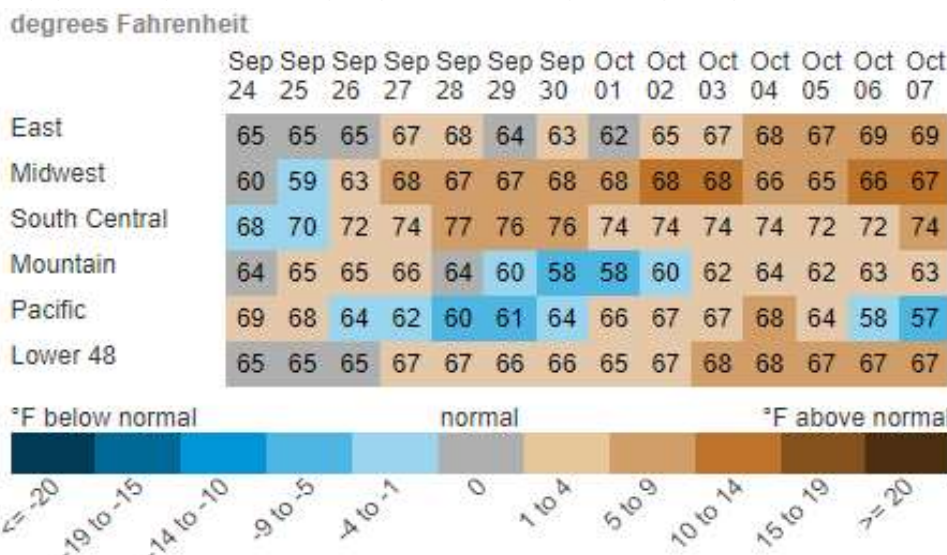
[Next Report: October 14]

U.S. Natural Gas Supply Gas Week -

Average Daily Values (BCF/D):
Last Year (BCF/d)
 Dry Production - 30.9
 Total Supply - 84.3
Last Week (BCF/d)
 Dry Production - 29.0
 Total Supply - 81.8

[Next Report: October 14]

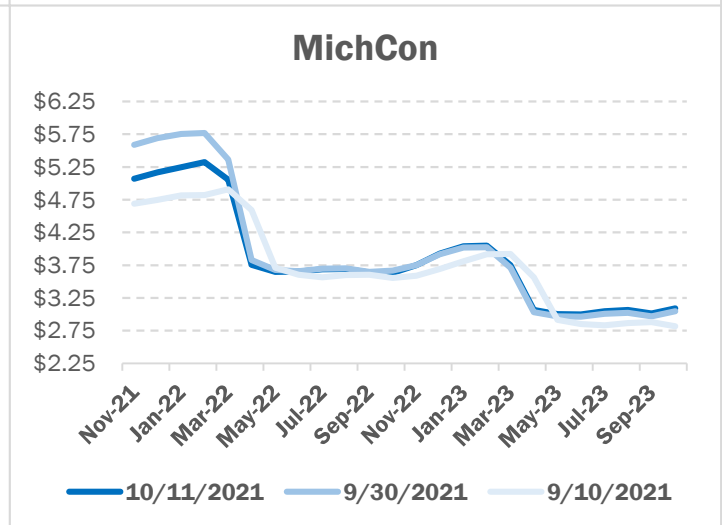
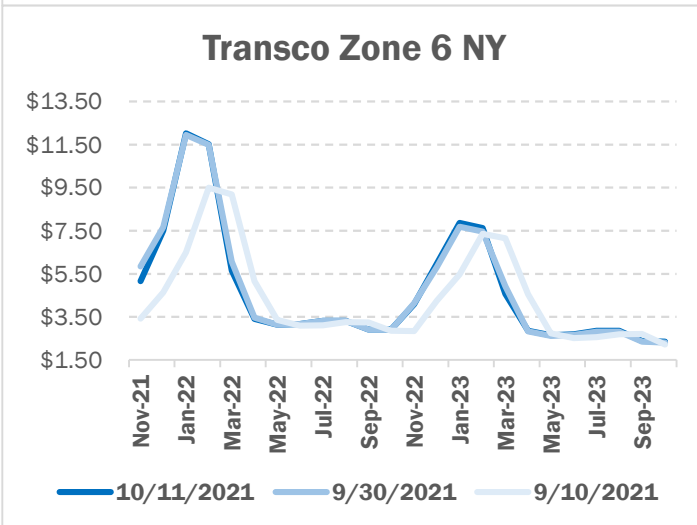
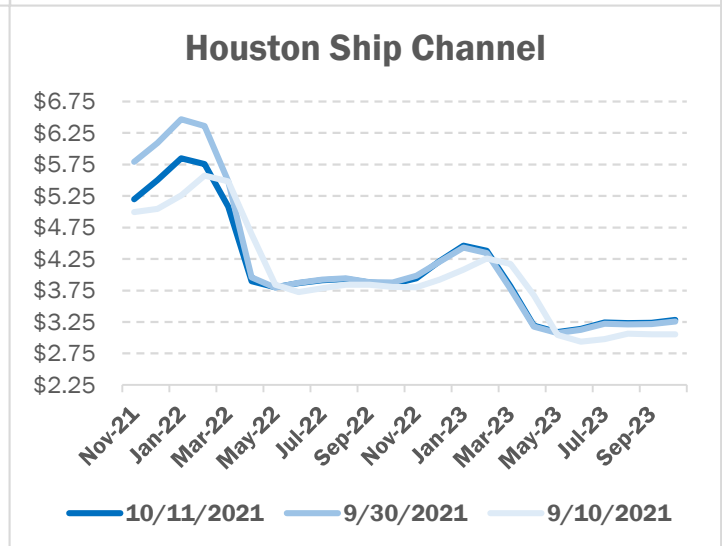
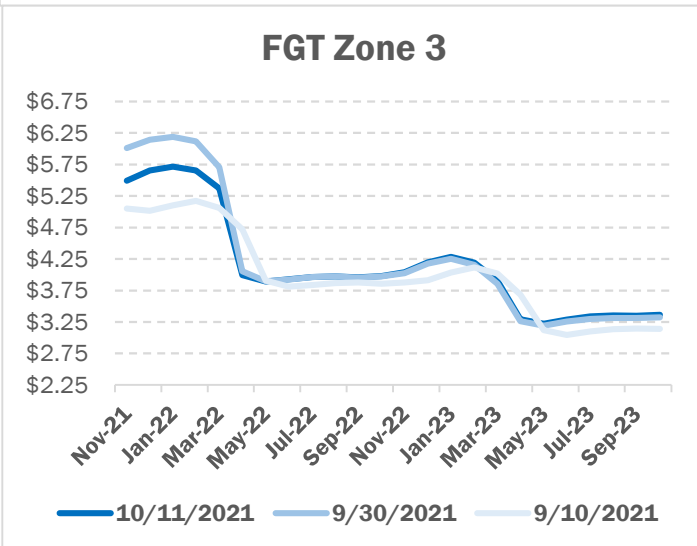
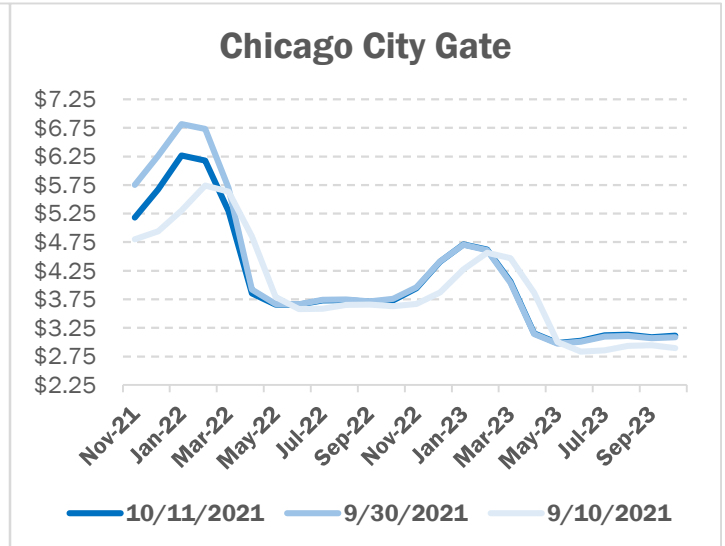
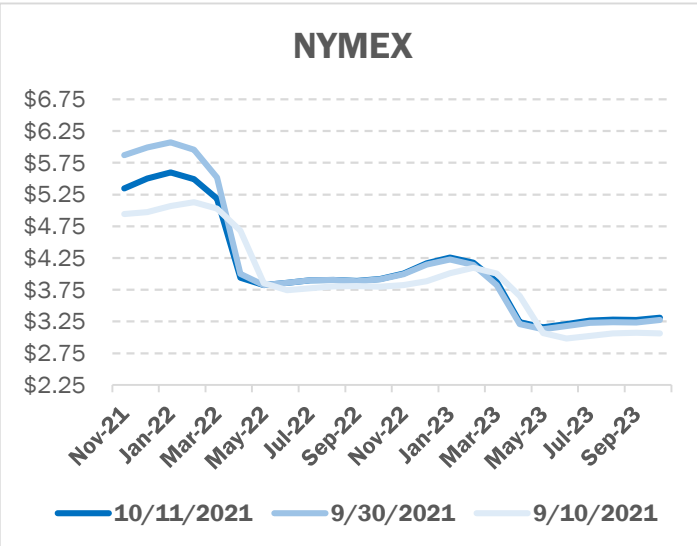
REGIONAL AVG TEMPERATURES AND DEPARTURE FROM NORMAL



NATURAL GAS NEWS



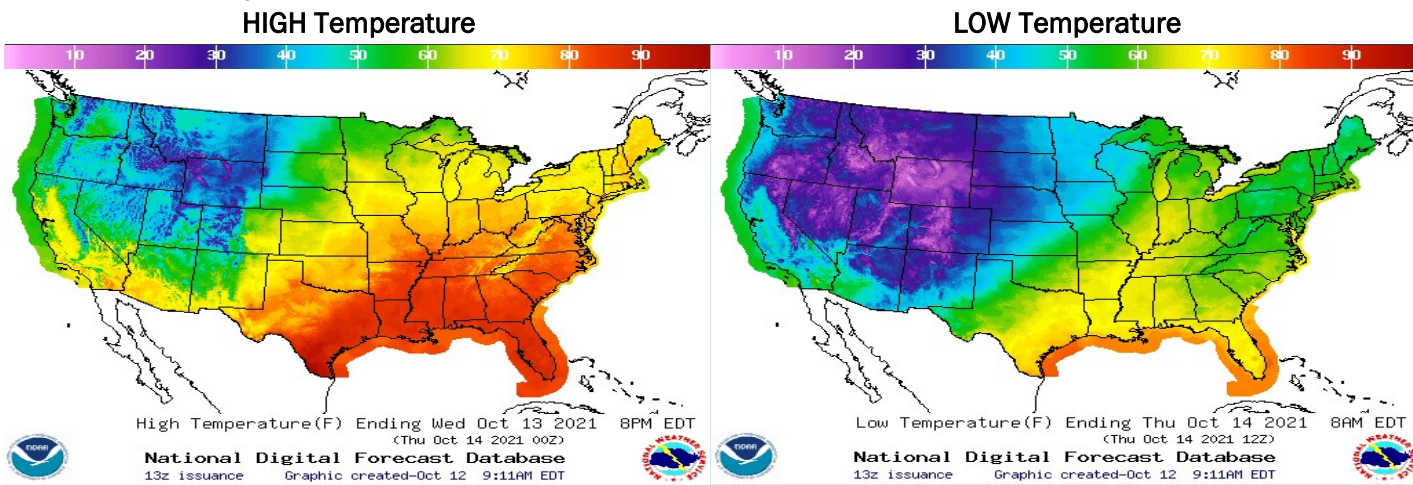
NATURAL GAS BASIS FUTURES



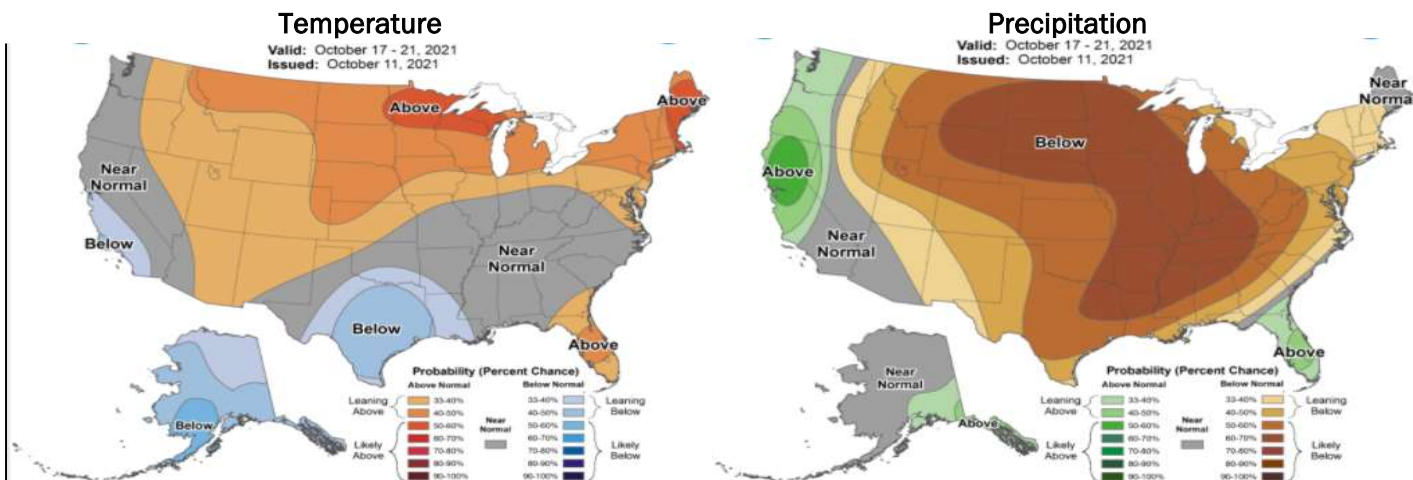
NATURAL GAS NEWS



WEATHER - HIGH / LOW TEMPERATURE - TOMORROW



WEATHER - 6 - 10 DAY OUTLOOK - NOAA



WEATHER - 8 - 14 DAY OUTLOOK - NOAA

