

NATURAL GAS

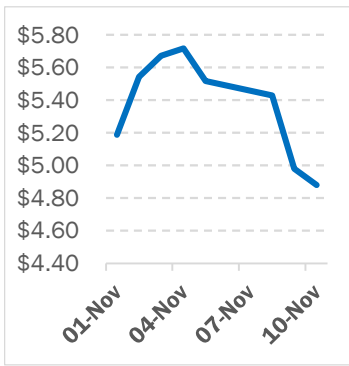


NEWS

Thursday, November 11, 2021

Last Week's Prompt

NYMEX



NYMEX NG Futures

Month	Close	Change
Dec-21	4.88	(0.099)
Jan-22	4.974	(0.096)
Feb-22	4.861	(0.098)
Mar-22	4.59	(0.109)
Apr-22	3.967	0.010
May-22	3.9	0.014
Jun-22	3.93	0.015
Jul-22	3.973	0.015
Aug-22	3.977	0.014
Sep-22	3.956	0.014
Oct-22	3.984	0.015
Nov-22	4.061	0.015
Dec-22	4.228	0.012
Jan-23	4.319	0.012
Feb-23	4.209	0.012
Mar-23	3.92	0.012
Apr-23	3.253	0.031
May-23	3.174	0.032
Jun-23	3.211	0.031
Jul-23	3.251	0.030
Aug-23	3.262	0.029
Sep-23	3.252	0.031
Oct-23	3.289	0.031
Nov-23	3.403	0.029
1 YR STRIP	4.2544	(0.024)
2021	4.3844	(0.044)

IN THE NEWS

Summit spotlights benefits of alliances between LNG industry, community

Lake Charles Mayor Nic Hunter praised the LNG industry's role as partners in initiatives that improve the Lake Area quality of life and pushed for an increased "physical footprint." Bechtel and Chenier representatives talked about workforce training, and two McNeese State University students were in the spotlight at the 18th World LNG & Gas Series: Americas Summit. The summit was held at the Golden Nugget in Lake Charles last week, drawing more than 1,000 participants and 400-plus delegates. The conference was "designed to explore the relationship in the synergies between Liquefied Natural Gas (LNG) in the community and its educational facilities," said session moderator Jim Rock, Lake Area Industry Alliance executive director. Hunter said more gets accomplished when private industry, government, and non-profit, f... For more info go to <https://bit.ly/3c1QWWL>

US LNG WEEKLY: GCM rises slightly on week after high tanker rates fuel sw

Shifting production levels at home, shipping rates at sea and activity in destination markets spurred back and forth movement during the week of Nov. 2-9 for the export value for LNG cargoes loading on the US Gulf Coast 30-60 days forward. Receive daily email alerts, subscriber notes & personalize your experience. Reflecting the continued bullishness in the latest market fundamentals, commercial activity among US exporters and developers surged during the week.

The Platts-assessed Gulf Coast Marker ended the week at \$22/MMBtu on Nov. 9, up 25 cents/MMBtu from \$21.75/MMBtu on Nov. 2. The GCM reached as high as \$25/MMBtu on Nov. 3, after falling below \$20/MMBtu during the previous week for the first time in a month and a half. Total US feedgas demand was down sharply toward the beginning of ... For more info go to <https://bit.ly/3oo2VUB>

U.S. natgas output to rise, demand to ease in 2021 -EIA

U.S. natural gas production will rise to a record high in 2021 after falling last year as the pandemic stifled demand, the U.S. Energy Information Administration (EIA) said in its Short Term Energy Outlook (STEO) on Tuesday. The EIA projected dry gas production will rise to 93.34 billion cubic feet per day (bcfd) in 2021 and 96.69 bcfd in 2022 from 91.49 bcfd in 2020. That compares with an all-time high of 92.87 bcfd in 2019. The agency also projected gas consumption would slide to 83.03 bcfd in 2021 before rising to 83.06 bcfd in 2022 from 83.25 bcfd in 2020. That compares with a record high of 85.29 bcfd in 2019. If the outlook is correct, 2021 would mark the first time consumption falls for two years in a row since 2006. The EIA's projections for 2021 in November exceeded its October forecast of 92.55 bcfd for ... For more info go to <https://reut.rs/3krGDA7>

Prompt Natural Gas (NG)

Daily Sentiment

BEARISH



RESISTANCE
5.042 & 5.205
SUPPORT
4.721 & 4.563

NATURAL GAS

Futures	Close
NG	\$4.88
Volume	107,353
Open Int.	45,303

Contact Us



Mansfield Energy Corp

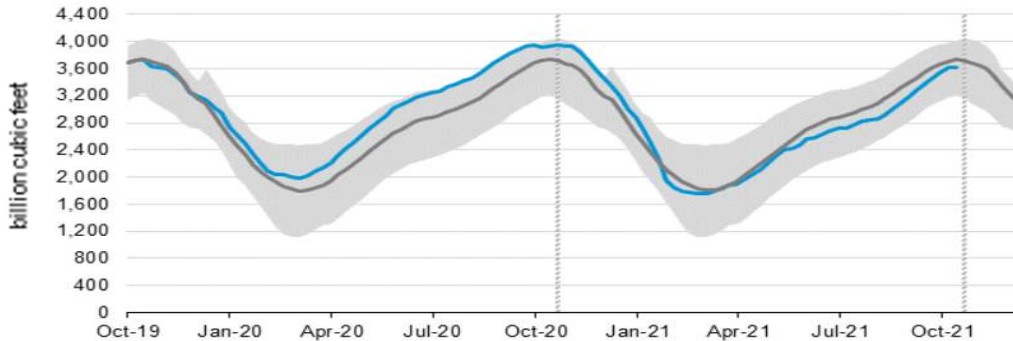
1025 Airport Pkwy
Gainesville, GA 30501
www.mansfield.energy

info@mansfieldoil.com
Phone: (800) 695 - 6626

NATURAL GAS NEWS



WEEKLY GAS IN UNDERGROUND STORAGE WITH 5-YR RANGE



for week ending November 5, 2021 | Released: November 10, 2021 at 12:00 p.m. | Next Release: November 18, 2021

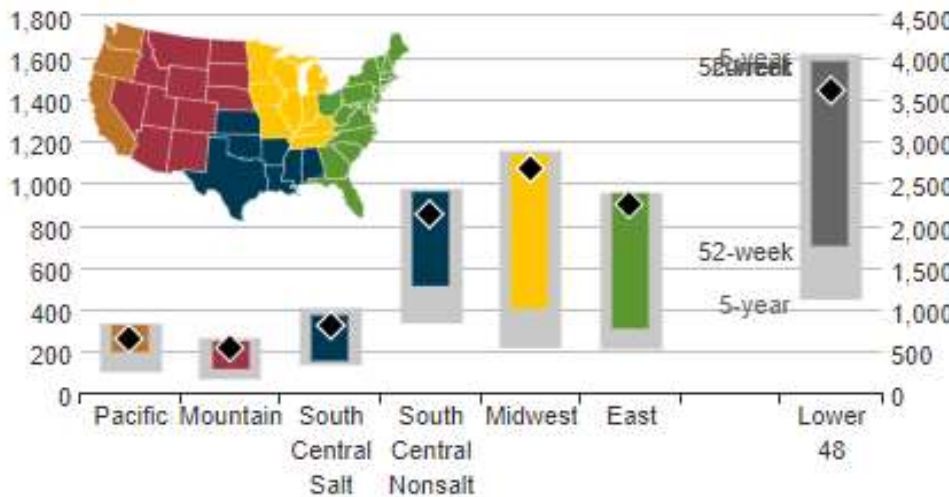
EIA Weekly Storage Actual and Surveys for November 5, 2021

Released November 10, 2021

Range	15 to 34
S&P Platts	15
NGI	15
Investing.com	7

UNDERGROUND WORKING NAT GAS STORAGE AS OF 11/05/2021

billion cubic feet



Total Working Gas In Storage

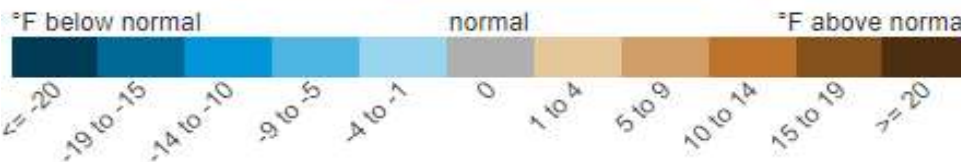
3618 BCF

- 7 BCF (LAST WEEK)
- 308 BCF (LAST YEAR)
- 119 BCF (5-YEAR AVG)

REGIONAL AVG TEMPERATURES AND DEPARTURE FROM NORMAL

degrees Fahrenheit

	Oct 29	Oct 30	Oct 31	Nov 01	Nov 02	Nov 03	Nov 04	Nov 05	Nov 06	Nov 07	Nov 08	Nov 09	Nov 10	Nov 11
East	56	56	58	55	51	47	45	45	45	47	52	56	58	55
Midwest	51	51	49	42	40	37	39	42	46	49	52	51	50	51
South Central	59	58	60	59	57	54	51	51	54	57	60	62	65	62
Mountain	55	53	50	48	48	50	52	54	55	53	50	50	49	47
Pacific	63	57	55	53	56	58	58	57	54	52	51	53	55	60
Lower 48	56	56	55	52	50	48	48	48	49	50	53	55	56	55



U.S. Natural Gas Supply Gas Week 10/28 - 11/03

Average Daily Values (BCF/D):

Last Year (BCF/d)

Dry Production -	88.3
Total Supply -	93.5
Last Week (BCF/d)	
Dry Production -	93.9
Total Supply -	99.7

[Next Report: November 11]

U.S. Natural Gas Supply Gas Week -

Average Daily Values (BCF/D):

Last Year (BCF/d)

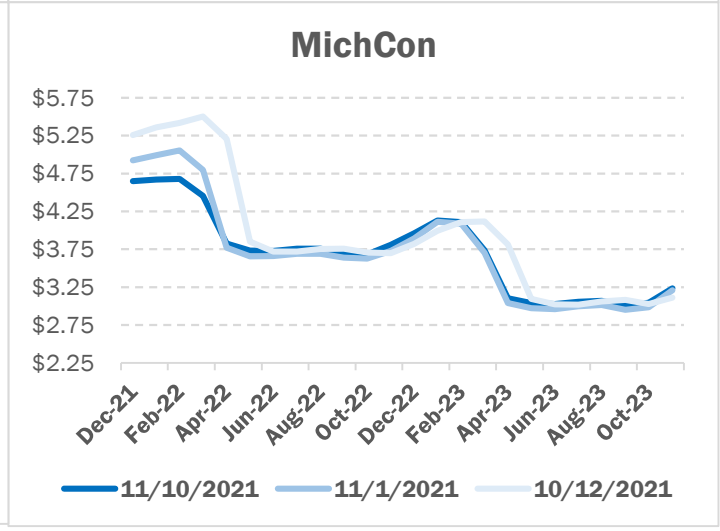
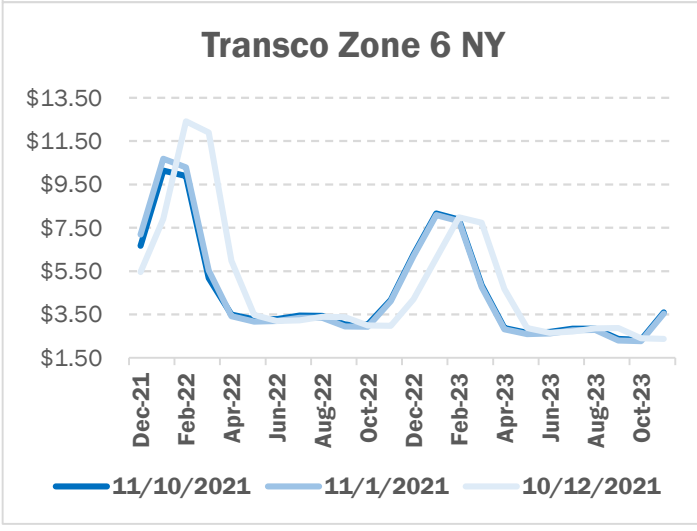
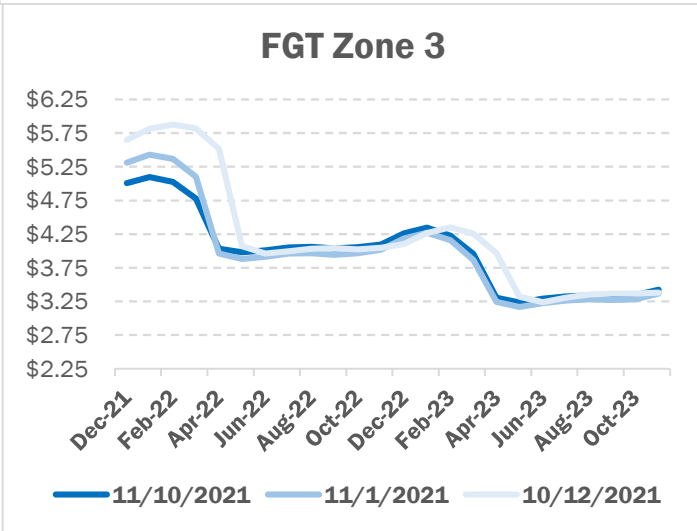
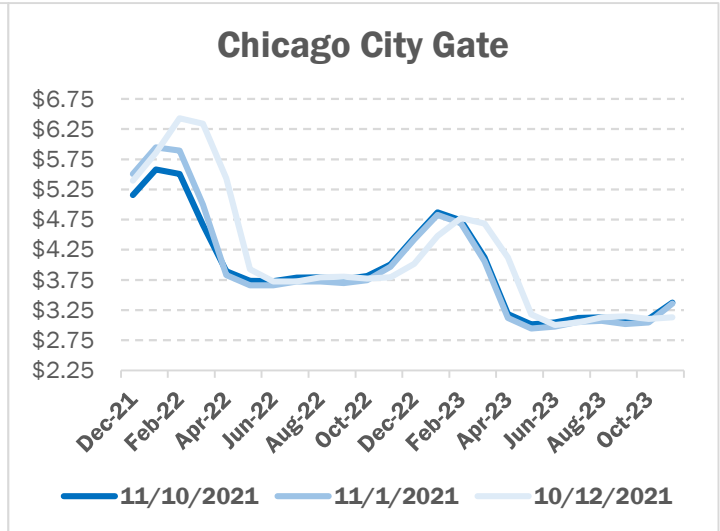
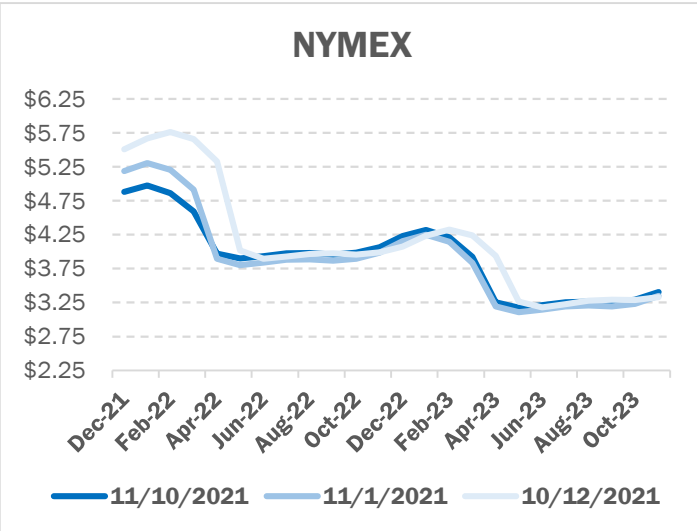
Dry Production -	27.9
Total Supply -	96.2
Last Week (BCF/d)	
Dry Production -	28.9
Total Supply -	91.4

[Next Report: November 11]

NATURAL GAS NEWS



NATURAL GAS BASIS FUTURES

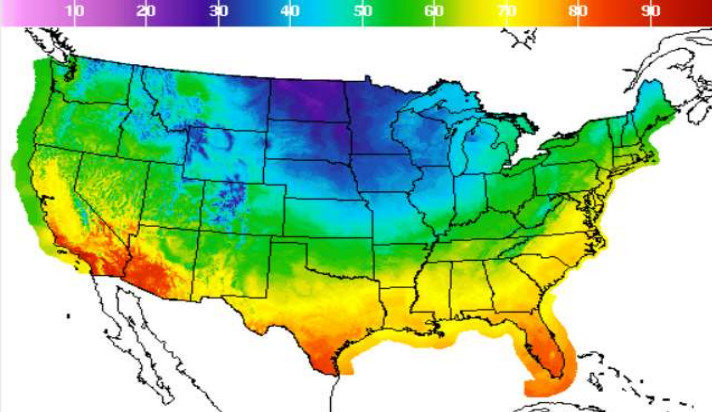


NATURAL GAS NEWS



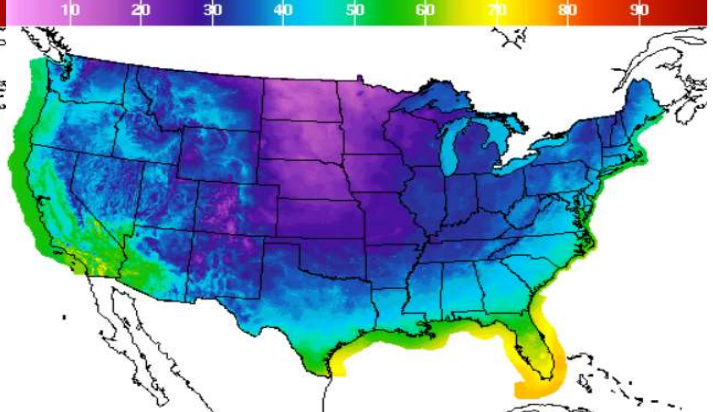
WEATHER - HIGH / LOW TEMPERATURE - TOMORROW

HIGH Temperature



High Temperature (F) Ending Fri Nov 12 2021 7PM EST

LOW Temperature



Low Temperature (F) Ending Sat Nov 13 2021 7AM EST

WEATHER - 6 - 10 DAY OUTLOOK - NOAA

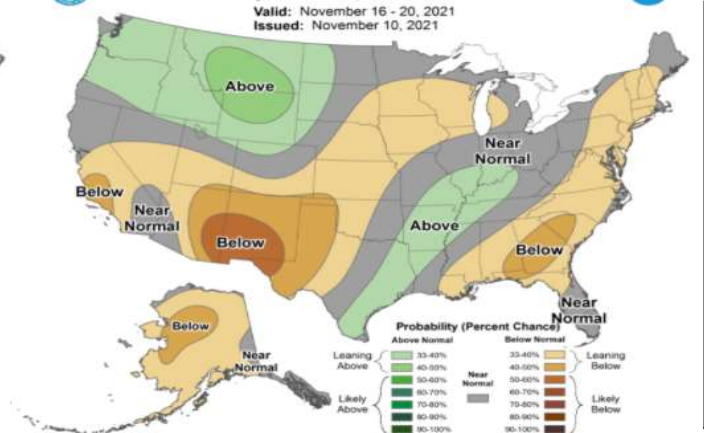
Temperature

Valid: November 16 - 20, 2021
Issued: November 10, 2021



Precipitation

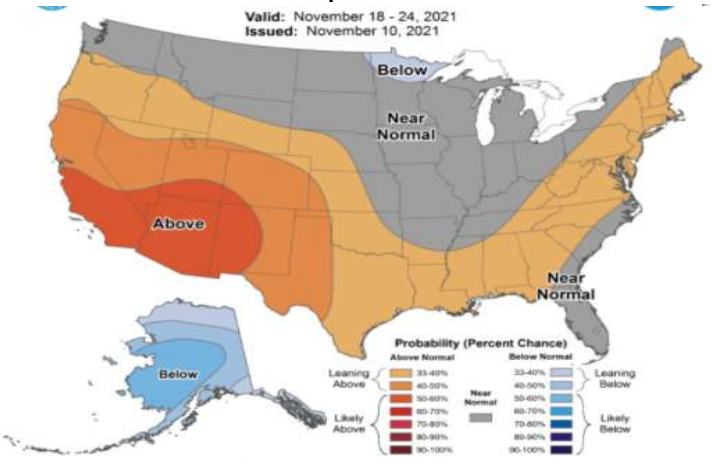
Valid: November 16 - 20, 2021
Issued: November 10, 2021



WEATHER - 8 - 14 DAY OUTLOOK - NOAA

Temperature

Valid: November 18 - 24, 2021
Issued: November 10, 2021



Precipitation

Valid: November 18 - 24, 2021
Issued: November 8, 2021

