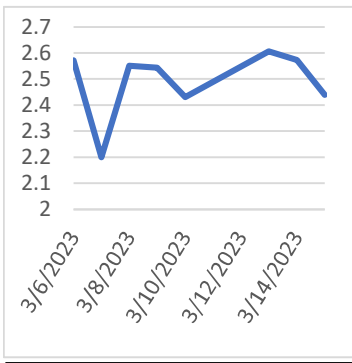


NATURAL GAS



Thursday, March 16, 2023

Last Week's Prompt NYMEX



NYMEX NG Futures

Month	Close	Change
Apr-23	2.439	(0.134)
May-23	2.546	(0.144)
Jun-23	2.759	(0.159)
Jul-23	2.958	(0.170)
Aug-23	2.997	(0.165)
Sep-23	2.964	(0.160)
Oct-23	3.043	(0.158)
Nov-23	3.37	(0.162)
Dec-23	3.764	(0.152)
Jan-24	3.957	(0.156)
Feb-24	3.841	(0.152)
Mar-24	3.514	(0.145)
Apr-24	3.195	(0.134)
May-24	3.183	(0.131)
Jun-24	3.351	(0.126)
Jul-24	3.509	(0.120)
Aug-24	3.539	(0.116)
Sep-24	3.495	(0.117)
Oct-24	3.565	(0.119)
Nov-24	3.958	(0.111)
Dec-24	4.416	(0.104)
Jan-25	4.67	(0.105)
Feb-25	4.556	(0.095)
Mar-25	4.205	(0.092)
1 YR STRIP	3.1793	(0.155)
2023	3.2423	(0.155)

IN THE NEWS

America's LNG Boom Has Grown Too Big Too Fast

Last year, the United States leapfrogged Qatar and Australia to become the world's largest exporter of liquefied natural gas. This was made possible thanks to the surge in LNG demand from Europe as it urgently sought an alternative to Russian pipeline supply. After such a stellar year for U.S. LNG producers despite the months-long outage sat Freeport, which affected the total volume exported, it was only to be expected that the industry would have some serious capacity growth plans. Three new LNG production facilities could get their final investment decisions as soon as this year. By 2027, the U.S. could have LNG capacity of 169 million metric tons, overtaking Qatar, which is expanding its own capacity right now, eyeing 110 million tons by the same year. Alas, nothing is certain in energy. The above plans and for... For more info go to <https://bit.ly/3FsUNLR>

Poland's new liquefied natural gas tanker completes

The first liquefied natural gas (LNG) gas tanker chartered by Polish state energy firm Orlen has arrived in Poland to complete its first delivery of 70,000 tonnes of LNG from the United States – enough to cover the average weekly natural gas consumption of all households in Poland. The ship, named Lech Kaczyński after the late president and identical twin brother of Poland's current ruling party chairman, is the first of eight such vessels ordered by Orlen as part of efforts to diversify away from Russian energy supplies. It arrived at the LNG terminal – also named after Lech Kaczyński – in Świnoujście on Poland's northern Baltic coast, which last year received a record number of deliveries. "The Świnoujście terminal, construction of which was initiated by the late president Lech Kaczyński,... For more info go to <https://bit.ly/3LqeWG7>

US natgas futures hold near one-week high on colder

U.S. natural gas futures held near a one-week high on Tuesday on forecasts for more cold weather and higher heating demand this week than previously expected, a preliminary drop in daily output and near record amounts of gas flowing to liquefied natural gas (LNG) export plants. Weighing on prices were forecasts for less cold weather and lower heating demand next week than previously expected. After soaring 7% on Monday, front-month gas futures NGc1 for April delivery remained unchanged at \$2.607 per million British thermal units (mmbtu) at 8:09 a.m. EDT (1209 GMT) on Tuesday, putting the contract on track for its highest close since March 7 for a second day in a row.... For more info go to <https://bit.ly/3ZQWfzg>

Prompt Natural Gas (NG)

Daily Sentiment

BEARISH



RESISTANCE

2.671 & 2.796

SUPPORT

2.46 & 2.374

NATURAL GAS

Futures	Close
NG	\$2.439
Volume	35,432
Open Int.	114,169

Contact Us



Mansfield Energy Corp

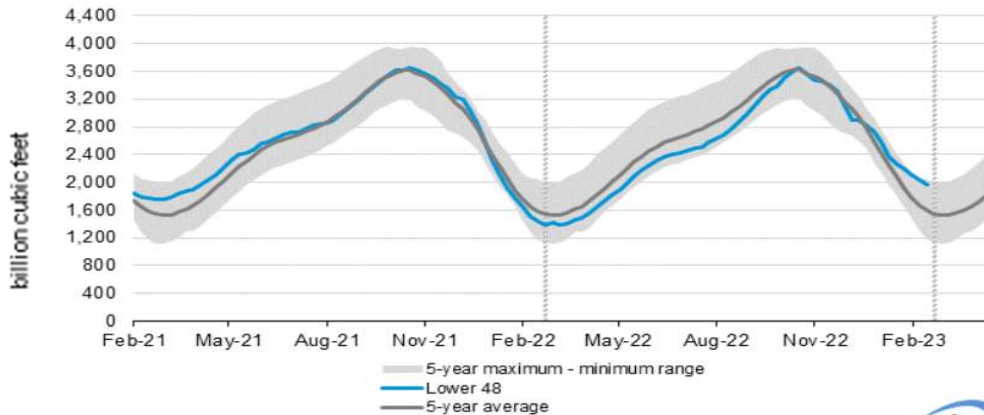
1025 Airport Pkwy
Gainesville, GA 30501
www.mansfield.energy

info@mansfieldoil.com
Phone: (800) 695 - 6626

NATURAL GAS NEWS



WEEKLY GAS IN UNDERGROUND STORAGE WITH 5-YR RANGE



for week ending March 10, 2023 | Released: March 16, 2023 | Next Release: March 23, 2023

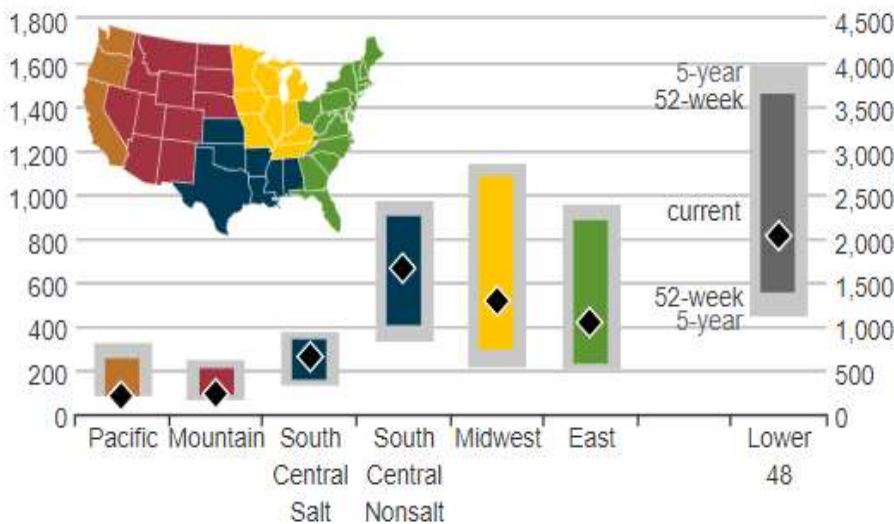
EIA Weekly Storage Actual and Surveys for

March 10, 2023

Released March 16, 2023

Range	-53 to -80
S&P Global	-70
Investing.com	-62

UNDERGROUND WORKING NAT GAS STORAGE AS OF 03/03/2023



Total Working Gas In Storage

1972 BCF

- 58 BCF (LAST WEEK)
- 521 BCF (LAST YEAR)
- 378 BCF (5-YEAR AVG)

U.S. Natural Gas Supply

Gas Week -

Average Daily Values (BCF/D):

Last Year (BCF/d)

- Dry Production - 93.8
- Total Supply - 100.0

Last Week (BCF/d)

- Dry Production - 100.5
- Total Supply - 105.2

[Next Report: March 09]

U.S. Natural Gas Demand

Gas Week -

Average Daily Values (BCF/D):

Last Year (BCF/d)

- Power - 31.1
- Total Demand - 127.5

Last Week (BCF/d)

- Power - 29.9
- Total Demand - 114.1

[Next Report: March 09]

REGIONAL AVG TEMPERATURES AND DEPARTURE FROM NORMAL

	Feb 24	Feb 25	Feb 26	Feb 27	Feb 28	Feb 01	Feb 02	Mar 03	Mar 04	Mar 05	Mar 06	Mar 07	Mar 08	Mar 09
East	49	39	44	45	47	49	49	49	49	49	50	48	44	45
Midwest	26	29	37	40	43	45	38	38	39	41	43	41	38	38
South Central	54	55	61	65	65	64	66	59	58	60	64	64	64	65
Mountain	25	33	35	35	34	32	31	33	34	36	37	36	38	39
Pacific	37	39	38	39	40	39	42	43	41	41	42	42	41	45
Lower 48	41	39	43	45	47	48	47	46	46	47	48	47	45	46

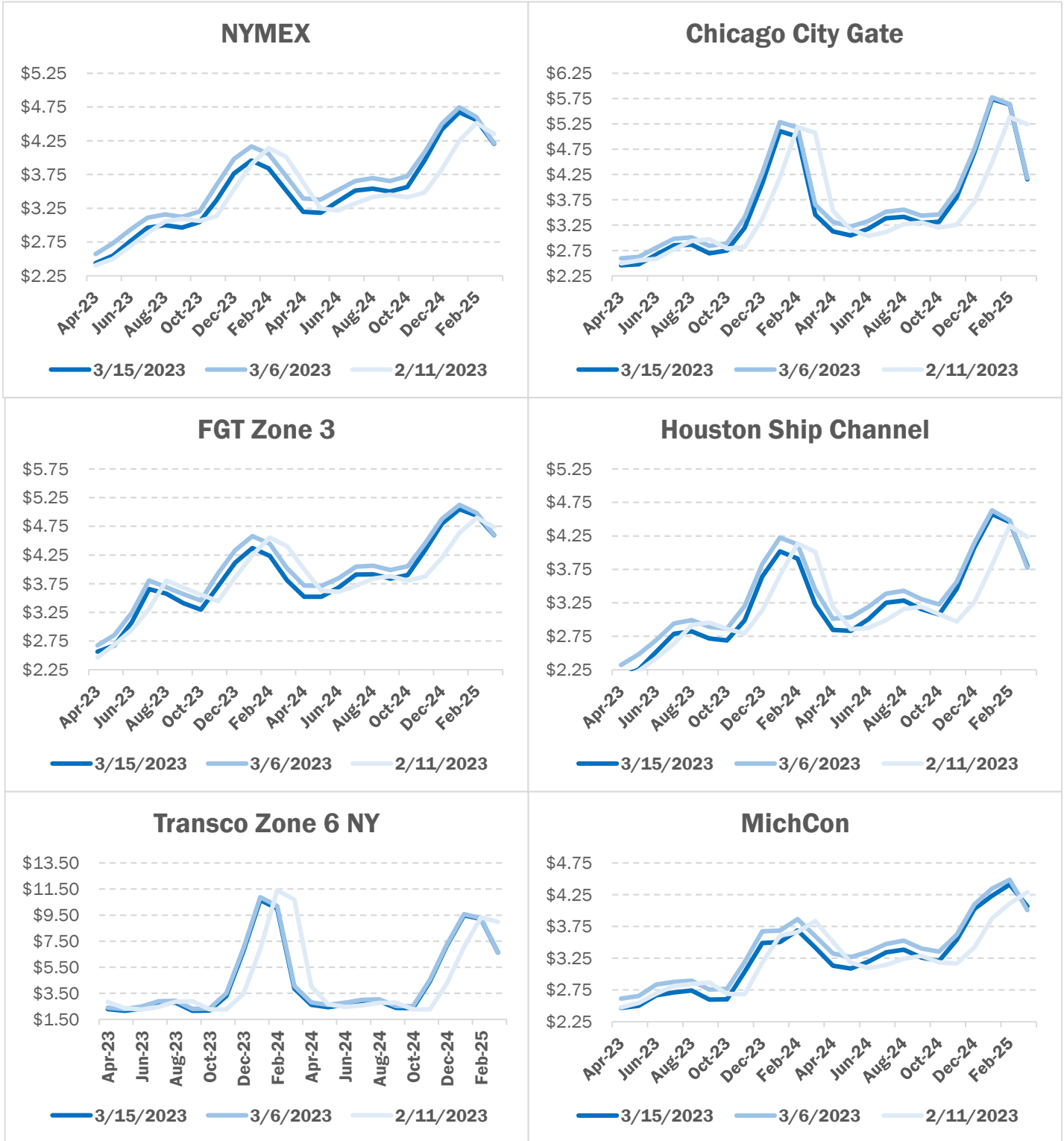
°F below normal normal °F above normal

<= -20 -1 to -15 -1 to -10 -9 to -5 -4 to -1 0 1 to 4 5 to 9 10 to 14 15 to 19 >= 20

NATURAL GAS NEWS



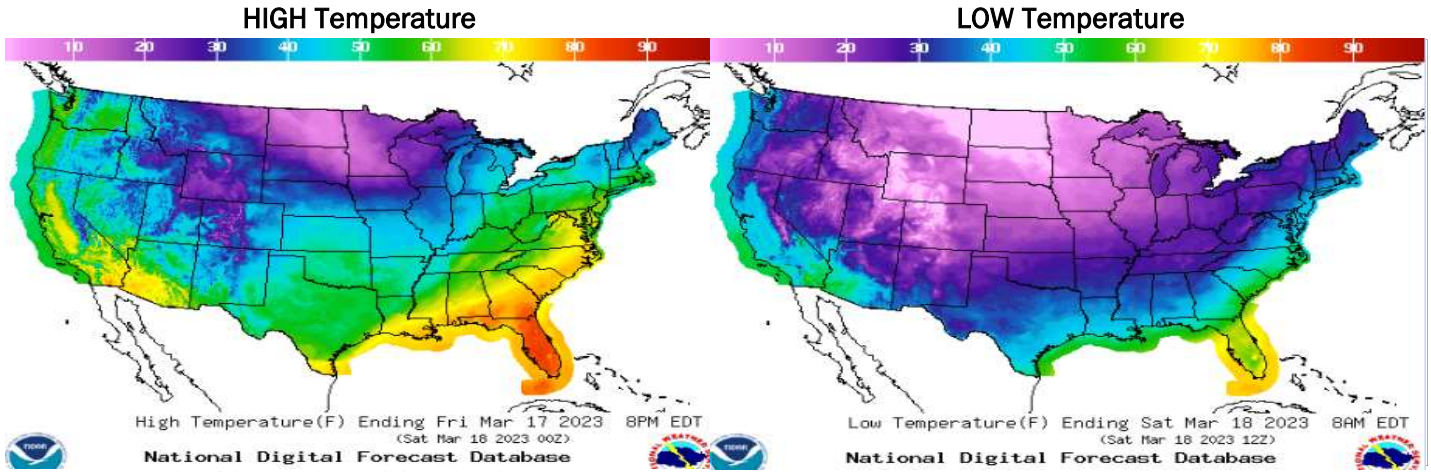
NATURAL GAS BASIS FUTURES



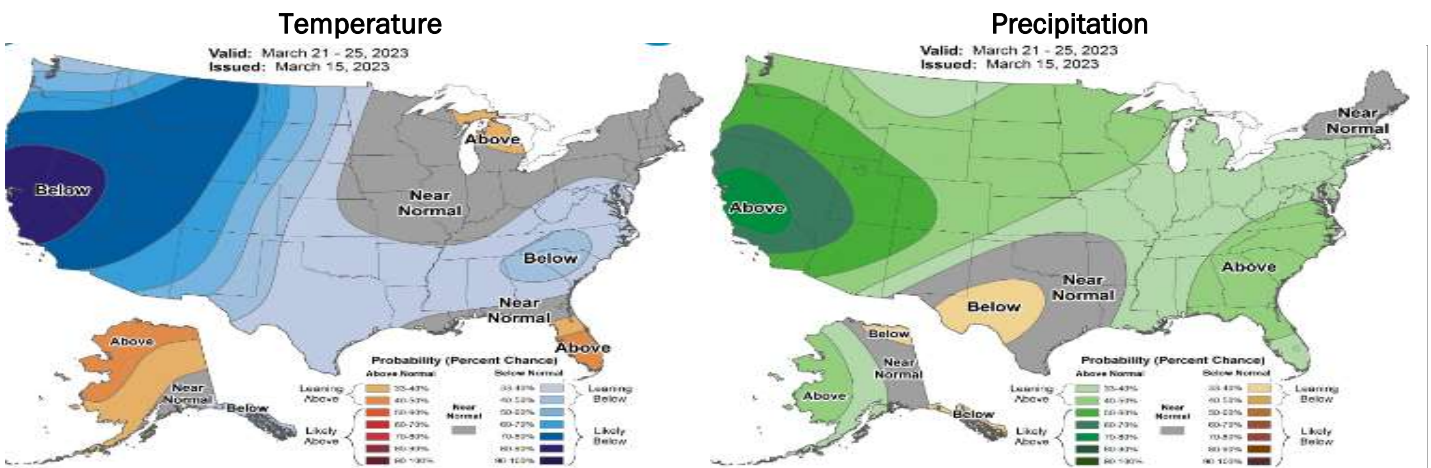
NATURAL GAS NEWS



WEATHER - HIGH / LOW TEMPERATURE - TOMORROW



WEATHER - 6 - 10 DAY OUTLOOK - NOAA



WEATHER - 8 - 14 DAY OUTLOOK - NOAA

