

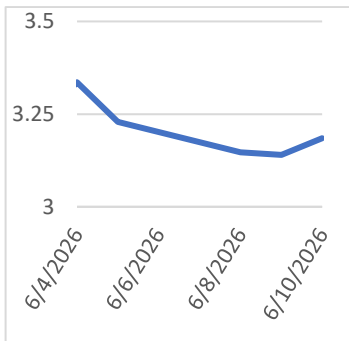
NGN

NATURAL GAS NEWS

DAILY MARKET NEWS & INFORMATION

Friday, June 12, 2026

Last Week's Prompt NYMEX



NYMEX NG Futures

Month	Close	Change
Jul-26	3.185	0.045
Aug-26	3.230	0.046
Sep-26	3.207	0.043
Oct-26	3.239	0.035
Nov-26	3.424	0.017
Dec-26	4.029	0.013
Jan-27	4.434	0.010
Feb-27	4.014	0.011
Mar-27	3.215	0.015
Apr-27	2.993	0.013
May-27	2.965	0.015
Jun-27	3.097	0.011
Jul-27	3.307	0.009
Aug-27	3.363	0.009
Sep-27	3.340	0.009
Oct-27	3.414	0.010
Nov-27	3.663	0.004
Dec-27	4.319	0.001
Jan-28	4.742	-0.002
Feb-28	4.259	0.004
Mar-28	3.483	0.004
Apr-28	3.195	0.006
May-28	3.173	0.005
Jun-28	3.312	0.003
1 YR STRIP	3.419	0.023
2026	3.430	0.023

IN THE NEWS

Nat-Gas Prices Tumble as Inventories Surge

Nat-gas prices tumbled to a 2-week low on Thursday and settled sharply lower after weekly US nat-gas supplies rose more than expected. EIA nat-gas inventories rose by +108 bcf the week ended June 5, above expectations of +100 bcf and above the five-year average of +95 bcf. Losses in nat-gas prices accelerated on Thursday amid forecasts for cooler US weather, potentially reducing demand from electricity providers to power increased air-conditioning use. ... <https://tinyurl.com/6pe5p5th>

Venezuela Issues Nat Gas Permit to Shell

Interim President Delcy Rodriguez opened the sector to foreign investment in January, pushing a reform law through Venezuela's legislature under pressure from Washington following its capture of former president Nicolas Maduro in a US military operation. Rodriguez said Shell will develop the Loran field, which had been abandoned for 23 years, and comprises seven natural gas deposits, six of them straddling the maritime border with Trinidad and Tobago.... For More info go to <https://tinyurl.com/2cbmej6n>

U.S. Building Floating LNG Export Terminal

Over the past couple of years, the United States has established itself as the world's largest exporter of liquefied natural gas (LNG), with an operational liquefaction capacity of ~15.4 billion cubic feet per day (Bcf/d). It's home to nine large-scale operating LNG export terminals and more than 170 smaller, localized LNG facilities across the country used for domestic storage and peak-demand supply.... For more info go to <https://tinyurl.com/5n97m9zz>

Prompt Natural Gas (NG) Daily Sentiment

BEARISH



RESISTANCE
\$ 3.176 & \$3.265
SUPPORT
\$ 3.026 & \$2.965

NATURAL GAS

Futures	Close
NG	\$3.185
Volume	35,983
Open Int.	169,191

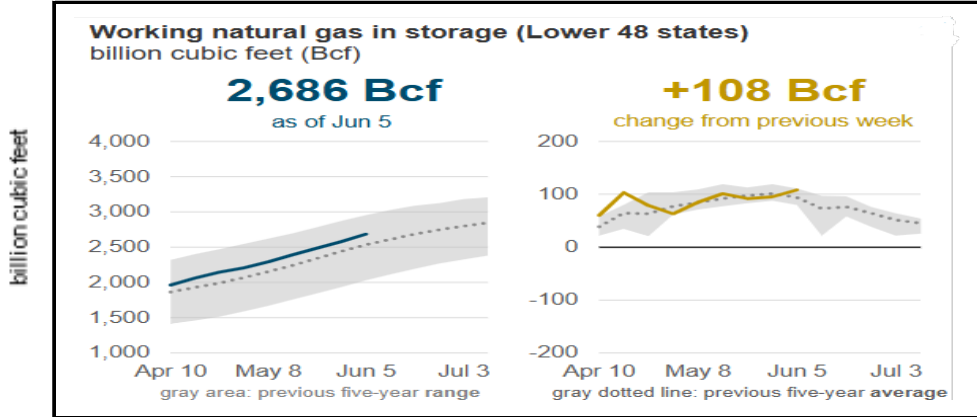
Contact Us



Mansfield Power & Gas
1025 Airport Pkwy
Gainesville, GA 30501
www.mansfield.energy

customer@mansfieldpowergas.com
Phone: (678) 207 - 3350

Working Natural Gas In Storage (Lower 48 States)



for week ending June 05, 2026 | Released: June 11, 2026 | Next Release: June 18, 2026

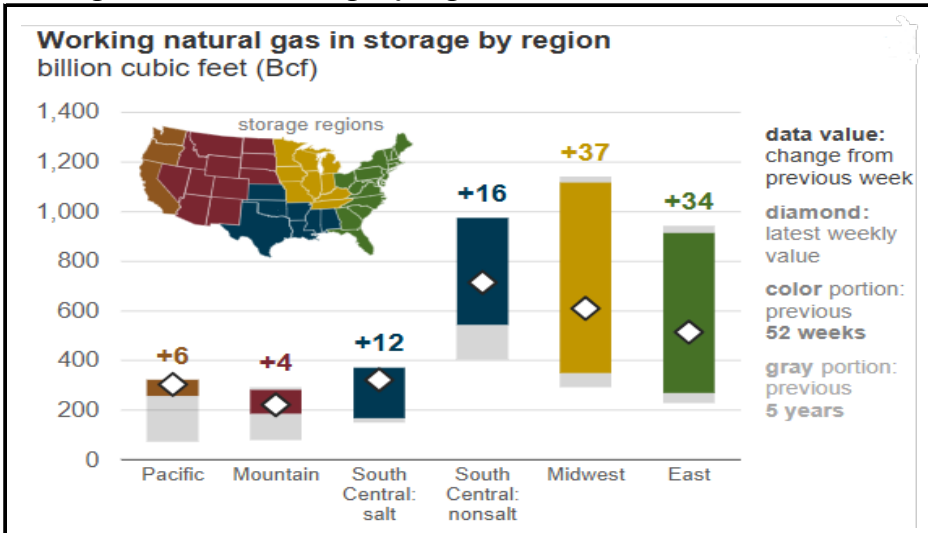
EIA Weekly Storage Actual and Surveys for

June 5, 2026

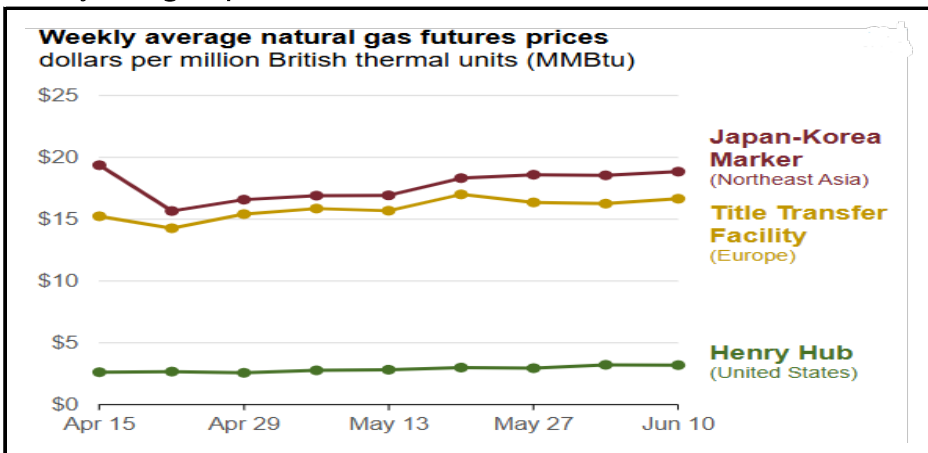
Released June 11, 2026

Range	70 to 85
S&P Global	98
FX Street	101
Investing.com	101

Working Natural Gas In Storage By Region



Weekly Average Liquid Natural Gas Futures Price



Total Working Gas In Storage

2686 BCF

108 BCF (LAST WEEK)

-5 BCF (LAST YEAR)

151 BCF (5-YEAR AVG)

Active Rigs By Region

Source: NGI's Daily Gas Index

As of date: 6/9/2026

Appalachia	36
Bakken	28
Eagle Ford	51
Haynesville	59
Permian	247
Lower 48	111

[Next Report: July 07]

Mansfield EIA Prediction

98

Natural Gas Production Change

Appalachia	-1165
Bakken	-66
Eagle Ford	-297
Haynesville	-808
Permian	-770
Lower 48	-413
Total	-3519

[Next Report: July 07]

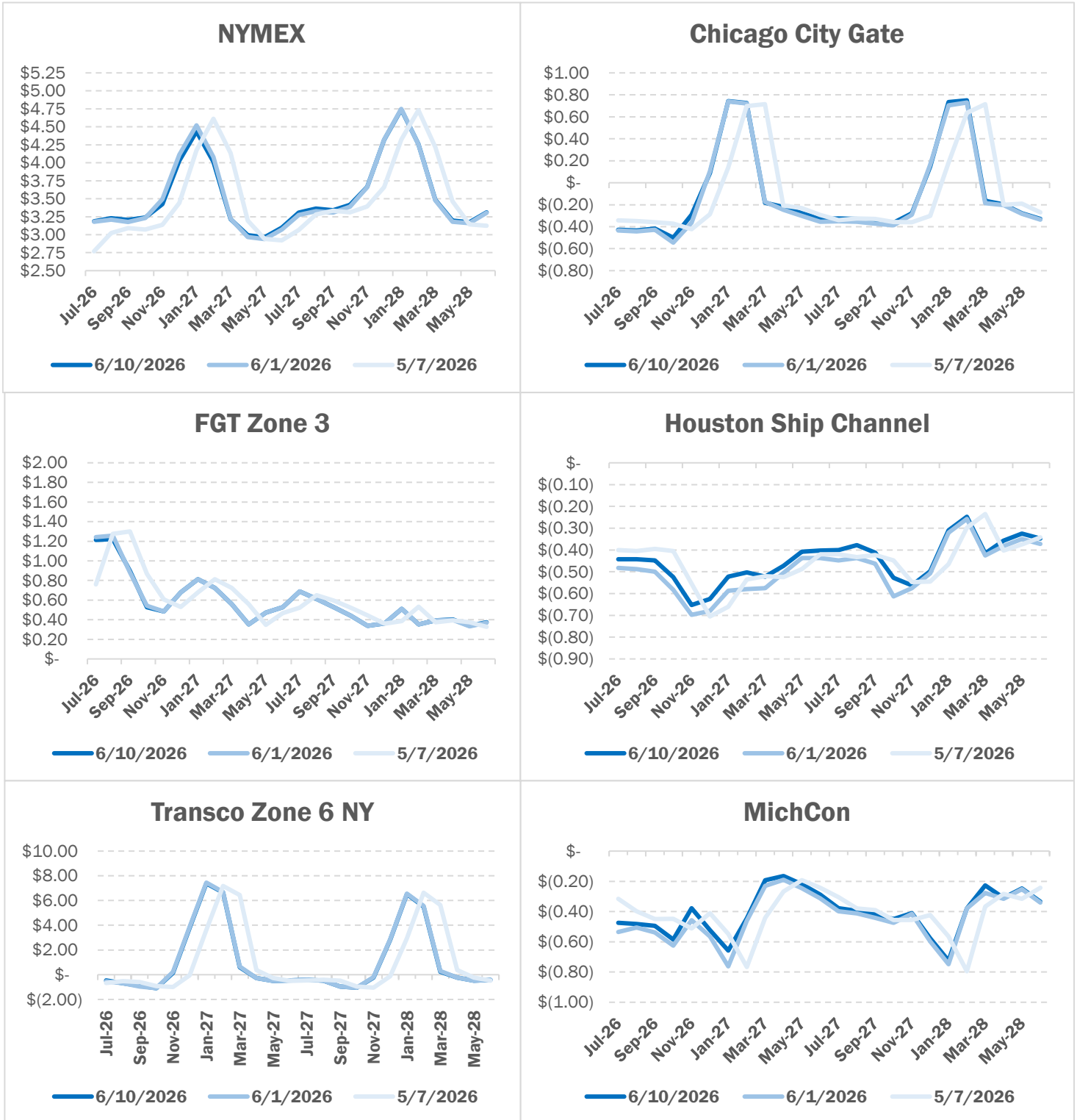
Source: ICE

© 2024

Mansfield Energy Corp. All rights reserved.

Friday, June 12, 2026

NATURAL GAS BASIS FUTURES

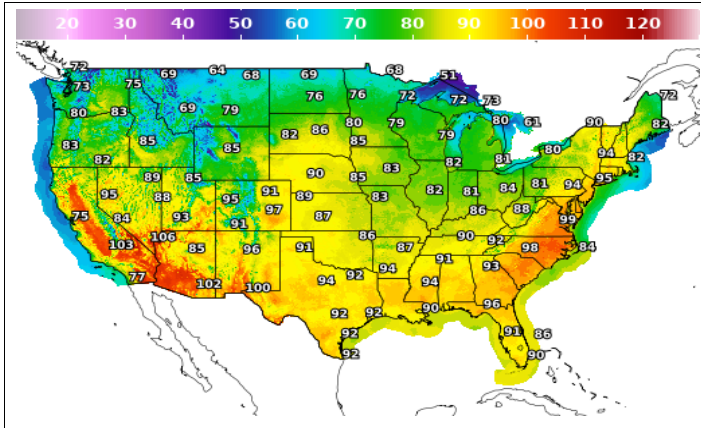


Source: NOAA

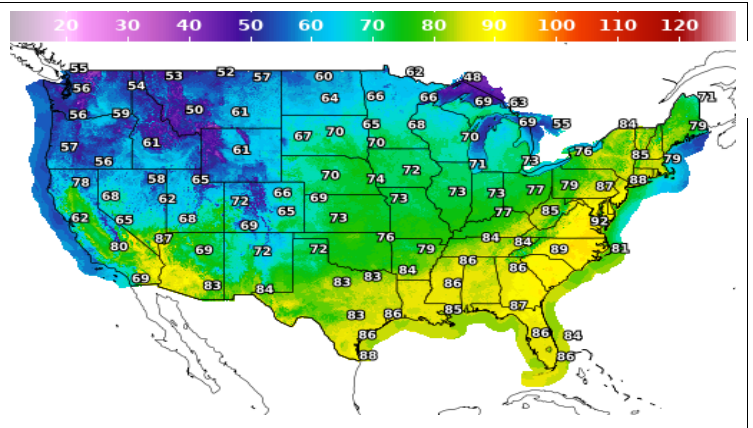
Friday, June 12, 2026

WEATHER - HIGH / LOW TEMPERATURE - TOMORROW

HIGH Temperature

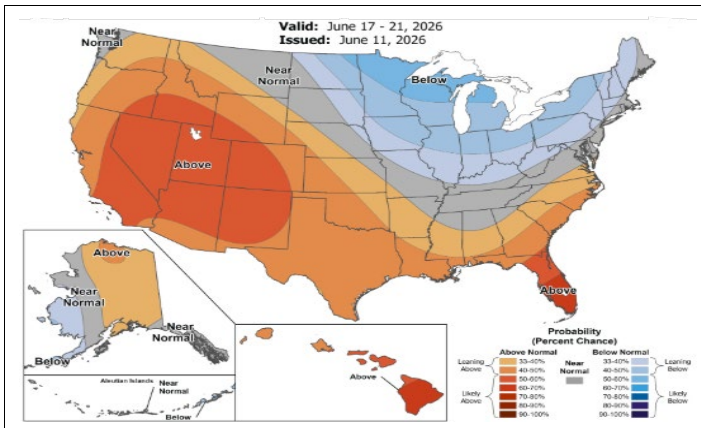


LOW Temperature

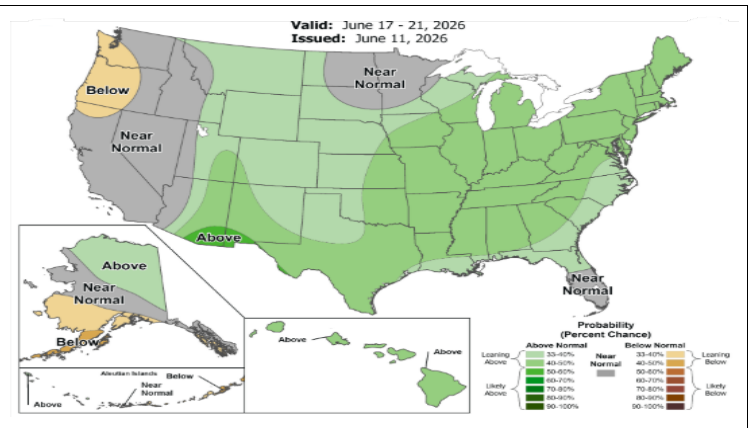


WEATHER - 6 - 10 DAY OUTLOOK - NOAA

Temperature

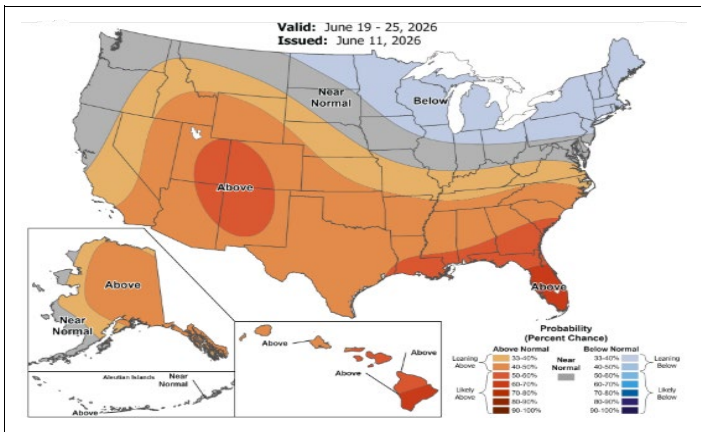


Precipitation



WEATHER - 8 - 14 DAY OUTLOOK - NOAA

Temperature



Precipitation

