

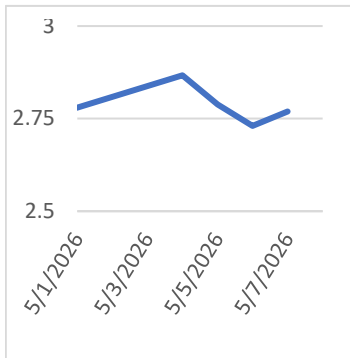
NGN

NATURAL GAS NEWS

DAILY MARKET NEWS & INFORMATION

Friday, May 8, 2026

Last Week's Prompt NYMEX



NYMEX NG Futures

Month	Close	Change
Jun-26	2.769	0.039
Jul-26	3.023	0.014
Aug-26	3.092	0.012
Sep-26	3.071	0.006
Oct-26	3.137	0.003
Nov-26	3.443	0.003
Dec-26	4.173	-0.017
Jan-27	4.612	-0.027
Feb-27	4.135	-0.024
Mar-27	3.197	-0.023
Apr-27	2.941	-0.019
May-27	2.921	-0.020
Jun-27	3.067	-0.018
Jul-27	3.282	-0.018
Aug-27	3.334	-0.018
Sep-27	3.311	-0.017
Oct-27	3.391	-0.016
Nov-27	3.662	-0.016
Dec-27	4.322	-0.016
Jan-28	4.731	-0.018
Feb-28	4.217	-0.017
Mar-28	3.466	-0.003
Apr-28	3.143	0.001
May-28	3.124	0.000
1 YR STRIP	3.376	-0.004
2026	3.401	-0.006

IN THE NEWS

Quick Update on Middle East LNG Cargoes

Natural gas prices in Europe and especially in the US remain near the lower end of the Iran-war trading ranges, with Europe getting pressure from some LNG cargoes escaping through the Strait of Hormuz. In a report two weeks ago, we found that there were 14 LNG vessels that were stuck in the Persian Gulf that were loaded and ready to exit the area. Some ships had made the journey from the western side of the Gulf toward the Strait of Hormuz based on the April 17 announcement from Iran that the strait was open....
<https://tinyurl.com/jen8jh92>

US Nat-Gas Inventories up by 63 Bcf

Working natural gas in storage across the United States decreased by 63 billion cubic feet (Bcf) in the week ending May 1, compared to the previous seven-day period, to reach 2,205 Bcf, the Energy Information Administration (EIA) revealed in its report on Thursday. On an annual basis, the natural gas stockpiles climbed by 75 billion cubic feet. Meanwhile, the figure was 139 billion cubic feet above the five-year average of 2,066 billion cubic feet. The total working gas was within the five-year historical range.... For More info go to
<https://tinyurl.com/56p432pu>

Nat-Gas Prices Rebound Smaller Than Forecasted

June Nymex natural gas (NGM26) on Thursday closed up +0.039 (+1.43%). Nat-gas prices recovered from early losses on Thursday and settled higher on a smaller-than-expected build in weekly US nat-gas supplies. Short covering emerged in nat-gas futures on Thursday after the EIA reported that weekly nat-gas inventories rose by +63 bcf in the week ended May 1, below expectations of +72 bcf.
... For more info go to <https://tinyurl.com/bdtxrcrd>

Prompt Natural Gas (NG) Daily Sentiment

BEARISH



RESISTANCE
\$ 2.83 & \$2.89
SUPPORT
\$ 2.69 & \$2.62

NATURAL GAS

Futures	Close
NG	\$2.769
Volume	61,885
Open Int.	204,824

Contact Us



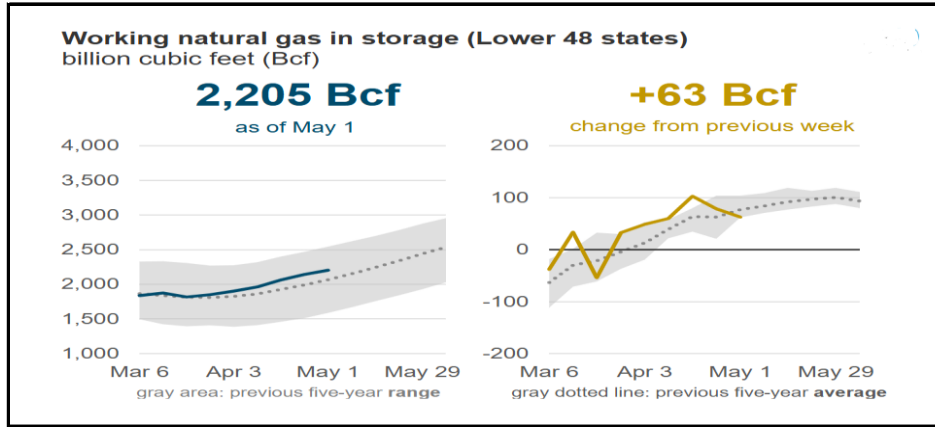
Mansfield Power & Gas
1025 Airport Pkwy
Gainesville, GA 30501
www.mansfield.energy

customercare@mansfieldpowergas.com
Phone: (678) 207 - 3350

NATURAL GAS NEWS



Working Natural Gas In Storage (Lower 48 States)



for week ending May 01, 2026 | Released: May 07, 2026 | Next Release: May 14, 2026

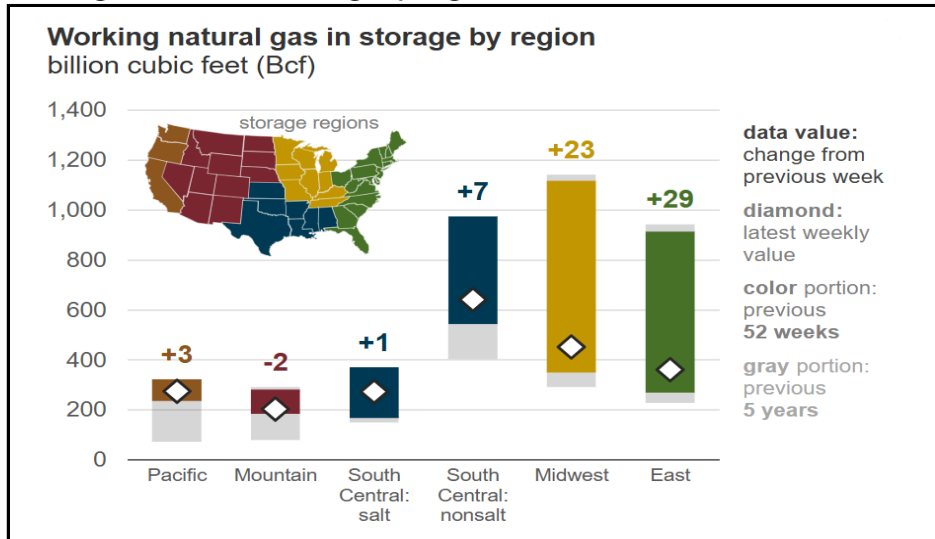
EIA Weekly Storage Actual and Surveys for

May 1, 2026

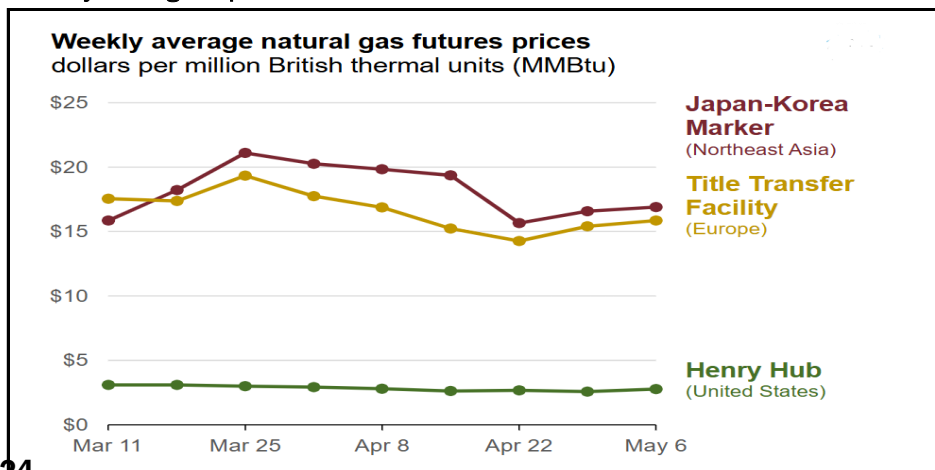
Released May 07, 2026

Range	70 to 85
S&P Global	70
FX Street	72
Investing.com	72

Working Natural Gas In Storage By Region



Weekly Average Liquid Natural Gas Futures Price



Total Working Gas In Storage

2205 BCF

63 BCF (LAST WEEK)

75 BCF (LAST YEAR)

139 BCF (5-YEAR AVG)

Active Rigs By Region

Source: NGI's Daily Gas Index

As of date: 4/7/2026

Appalachia	39
Bakken	28
Eagle Ford	50
Haynesville	56
Permian	242
Lower 48	115

[Next Report: May 12]

Mansfield EIA Prediction

71

Natural Gas Production Change

Appalachia	-1133
Bakken	-65
Eagle Ford	-282
Haynesville	-801
Permian	-756
Lower 48	-404
Total	-3441

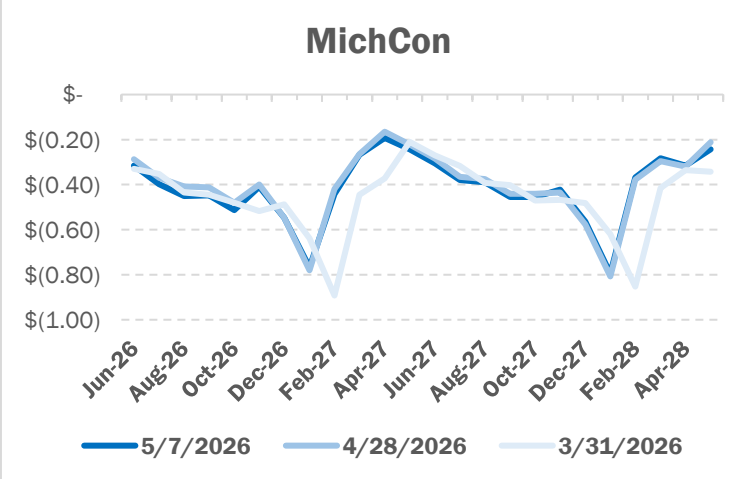
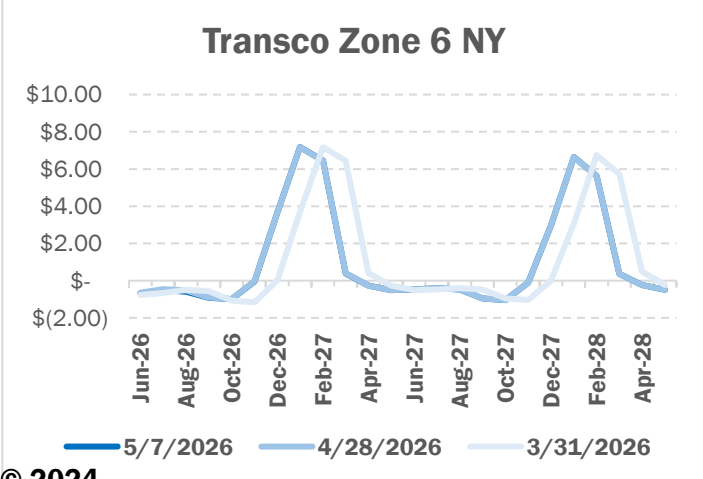
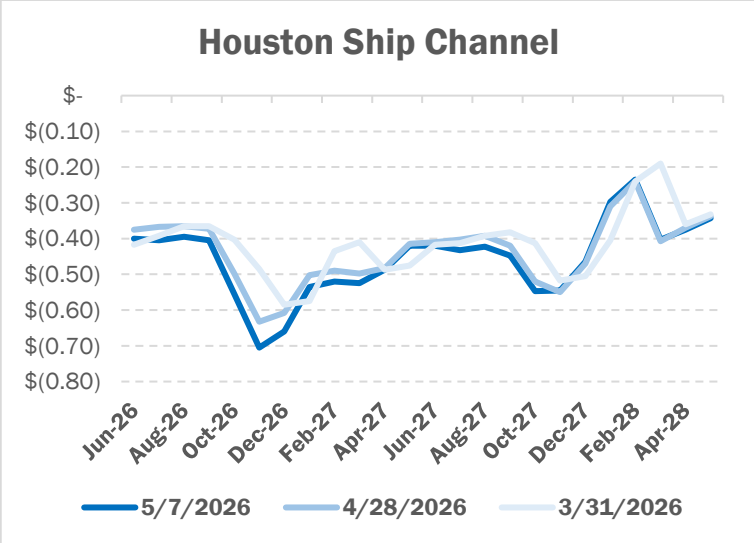
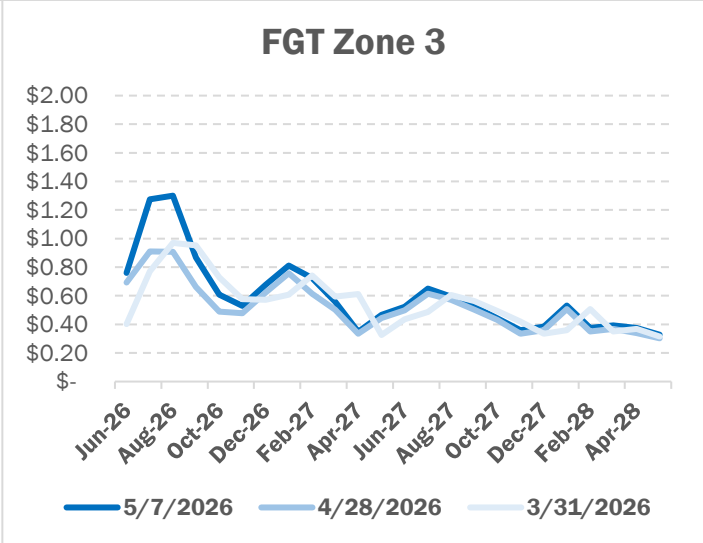
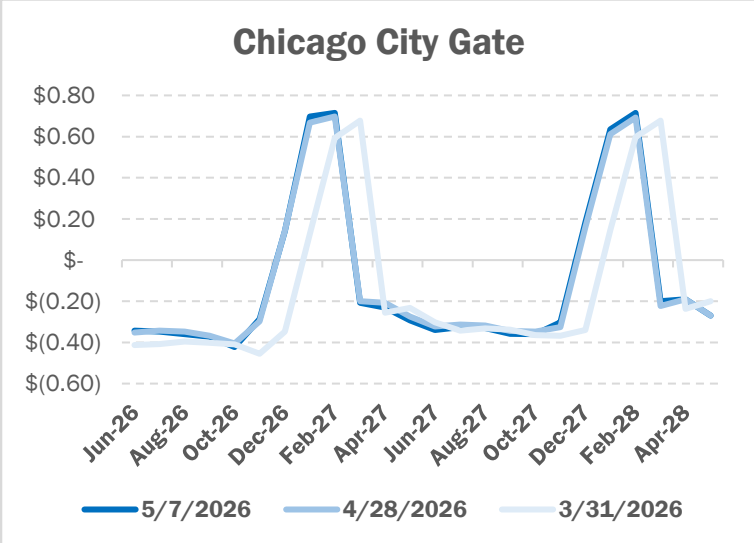
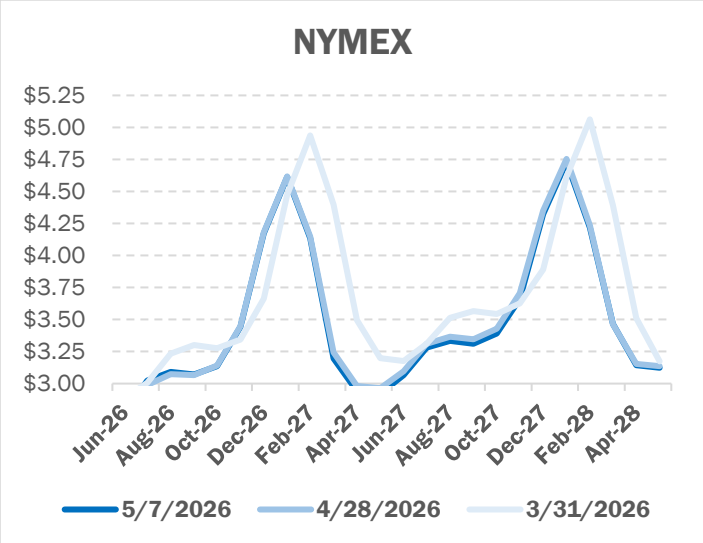
[Next Report: May 12]

NATURAL GAS NEWS



**MANSFIELD
POWER & GAS**

NATURAL GAS BASIS FUTURES

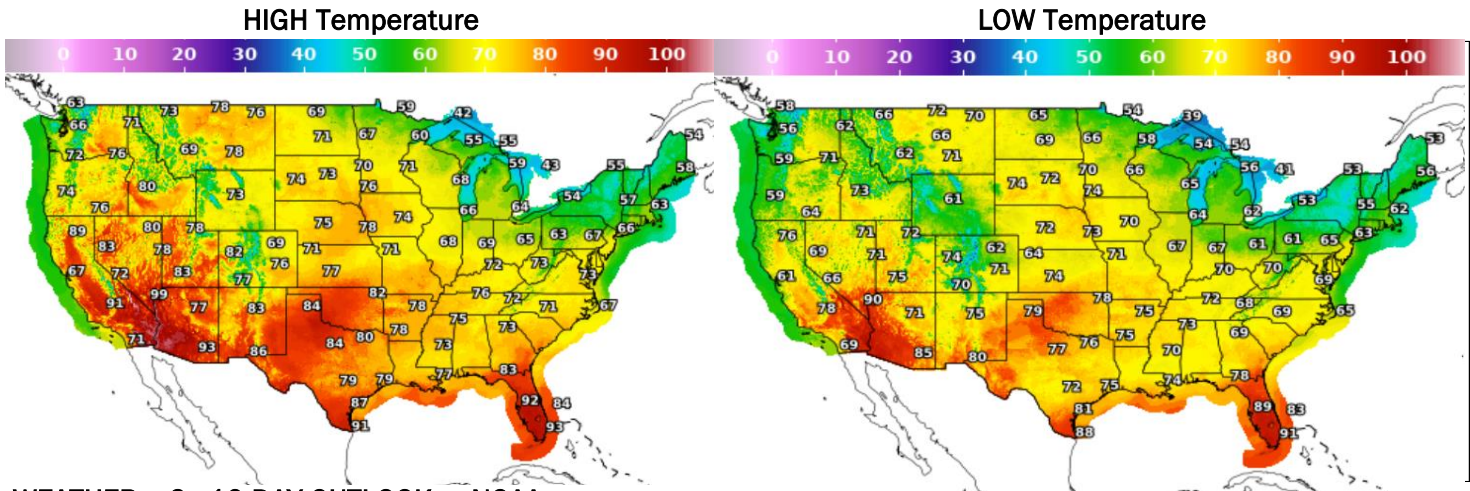


NATURAL GAS NEWS

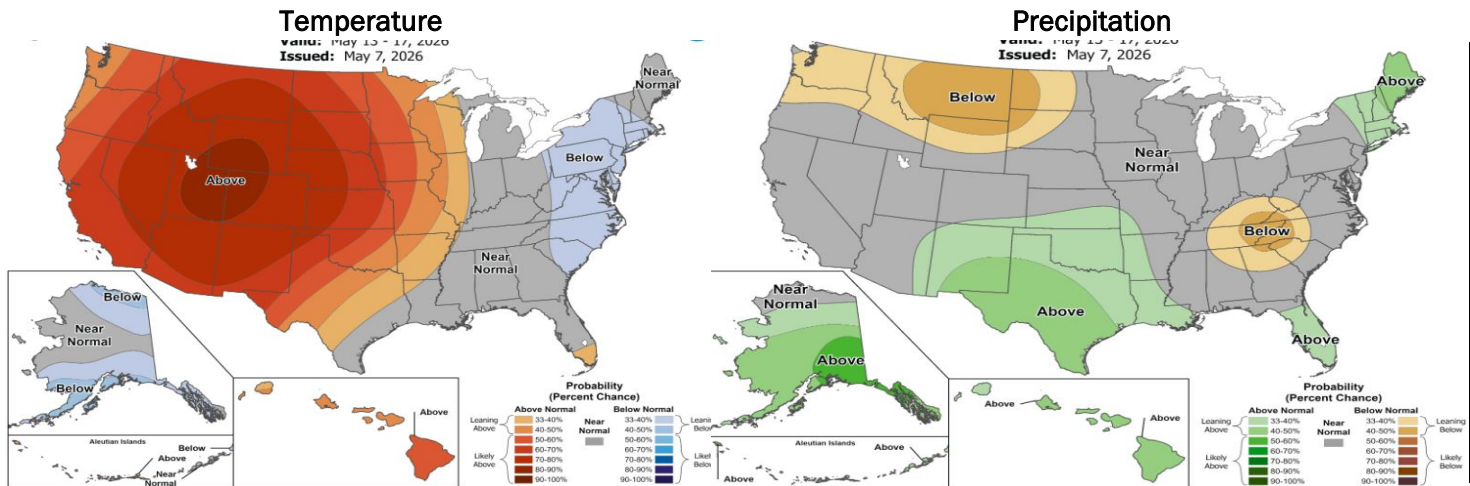


**MANSFIELD
POWER & GAS**

WEATHER - HIGH / LOW TEMPERATURE - TOMORROW



WEATHER - 6 - 10 DAY OUTLOOK - NOAA



WEATHER - 8 - 14 DAY OUTLOOK - NOAA

