

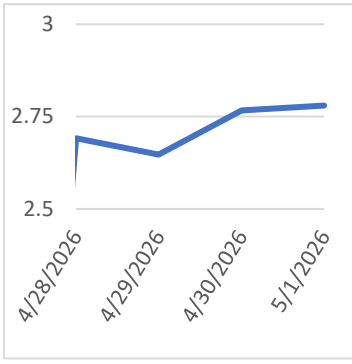
NGN

NATURAL GAS NEWS

DAILY MARKET NEWS & INFORMATION

Monday, May 4, 2026

Last Week's Prompt NYMEX



NYMEX NG Futures

Month	Close	Change
Jun-26	2.780	0.013
Jul-26	3.075	0.031
Aug-26	3.142	0.029
Sep-26	3.130	0.027
Oct-26	3.203	0.025
Nov-26	3.515	0.023
Dec-26	4.243	0.025
Jan-27	4.684	0.021
Feb-27	4.210	0.016
Mar-27	3.268	-0.002
Apr-27	3.011	0.002
May-27	2.990	0.000
Jun-27	3.127	0.002
Jul-27	3.340	0.000
Aug-27	3.392	0.000
Sep-27	3.370	0.000
Oct-27	3.450	-0.001
Nov-27	3.723	-0.006
Dec-27	4.381	-0.010
Jan-28	4.780	-0.010
Feb-28	4.265	-0.001
Mar-28	3.492	0.002
Apr-28	3.177	-0.004
May-28	3.159	-0.003
1 YR STRIP	3.438	0.018
2026	3.467	0.022

IN THE NEWS

Mansfield Market Assessment

The market caught a bid last week. Prices were just too cheap around that \$2.55 level as power burn is going thru the roof. It feels like the ceiling is around \$2.95 as we have LNG outages. Additionally, we believe that salts will continue to inject hard with all of that extra gas floating around....

Qatar Extends Force Majeure on LNG Supply

State producer QatarEnergy extended force majeure on its liquefied natural gas supply through mid-June, according to people familiar with the matter, as the Strait of Hormuz remains almost entirely closed to tanker traffic. QatarEnergy customers received the notice, said the people who asked not to be identified because they weren't authorized to discuss the matter. QatarEnergy didn't immediately respond to a request for comment.... For More info go to <https://tinyurl.com/5cwf7fwh>

U.S. Export Policy Jitters Ripple Through O&G Markets

U.S. policy risk is back in focus for crude markets as record American exports raise the prospect of restrictions that could tighten global supply and lift domestic fuel prices. Any move to curb shipments would likely support benchmarks such as Oil – Brent Crude and Oil – US Crude, while also influencing demand dynamics for Natural Gas amid broader energy security concerns.... For more info go to <https://tinyurl.com/2arj8mmd>

Prompt Natural Gas (NG) Daily Sentiment

BEARISH



RESISTANCE

\$ 2.819 & \$2.857

SUPPORT

\$ 2.744 & \$2.707

NATURAL GAS

Futures	Close
NG	\$2.780
Volume	81,862
Open Int.	225,658

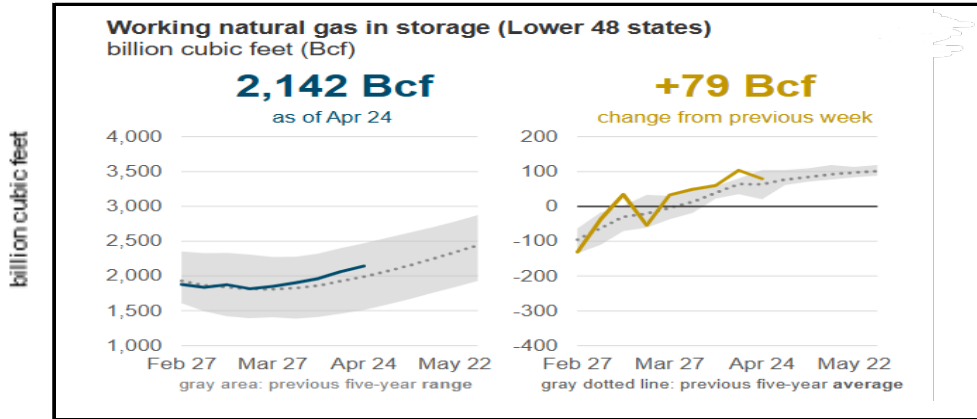
Contact Us



Mansfield Power & Gas
1025 Airport Pkwy
Gainesville, GA 30501
www.mansfield.energy

customercare@mansfieldpowergas.com
Phone: (678) 207 - 3350

Working Natural Gas In Storage (Lower 48 States)



for week ending April 24, 2026 | Released: April 30, 2026 | Next Release: May 07, 2026

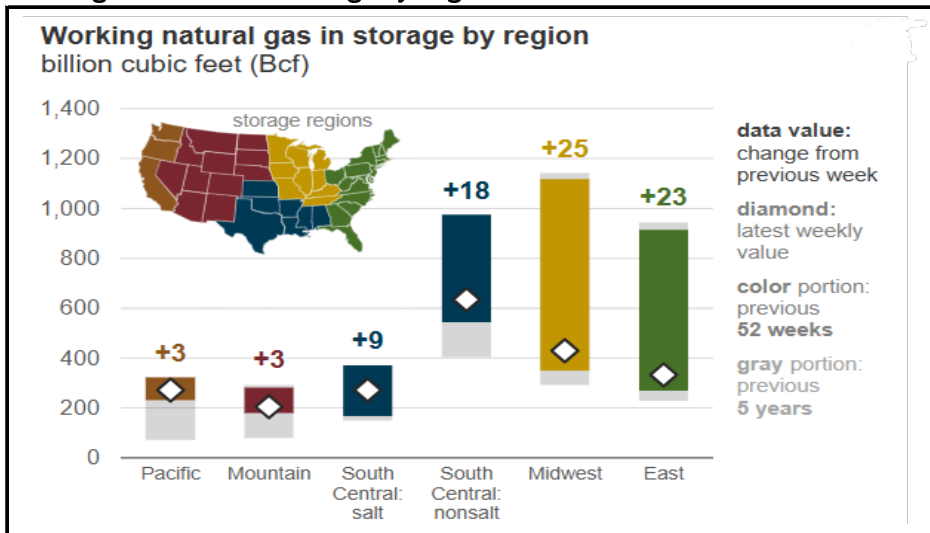
EIA Weekly Storage Actual and Surveys for

April 24, 2026

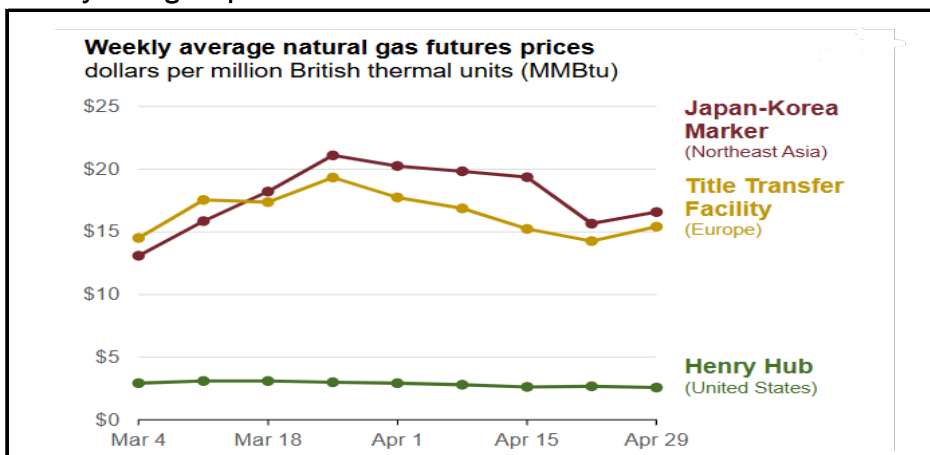
Released April 30, 2026

Range	70 to 85
S&P Global	76
FX Street	83
Investing.com	83

Working Natural Gas In Storage By Region



Weekly Average Liquid Natural Gas Futures Price



Total Working Gas In Storage

2142 BCF

79 BCF (LAST WEEK)

116 BCF (LAST YEAR)

153 BCF (5-YEAR AVG)

Active Rigs By Region

Source: NGI's Daily Gas Index

As of date: 4/7/2026

Appalachia	39
Bakken	28
Eagle Ford	50
Haynesville	56
Permian	242
Lower 48	115

[Next Report: May 12]

Mansfield EIA Prediction

83

Natural Gas Production Change

Appalachia	-1133
Bakken	-65
Eagle Ford	-282
Haynesville	-801
Permian	-756
Lower 48	-404
Total	-3441

[Next Report: May 12]

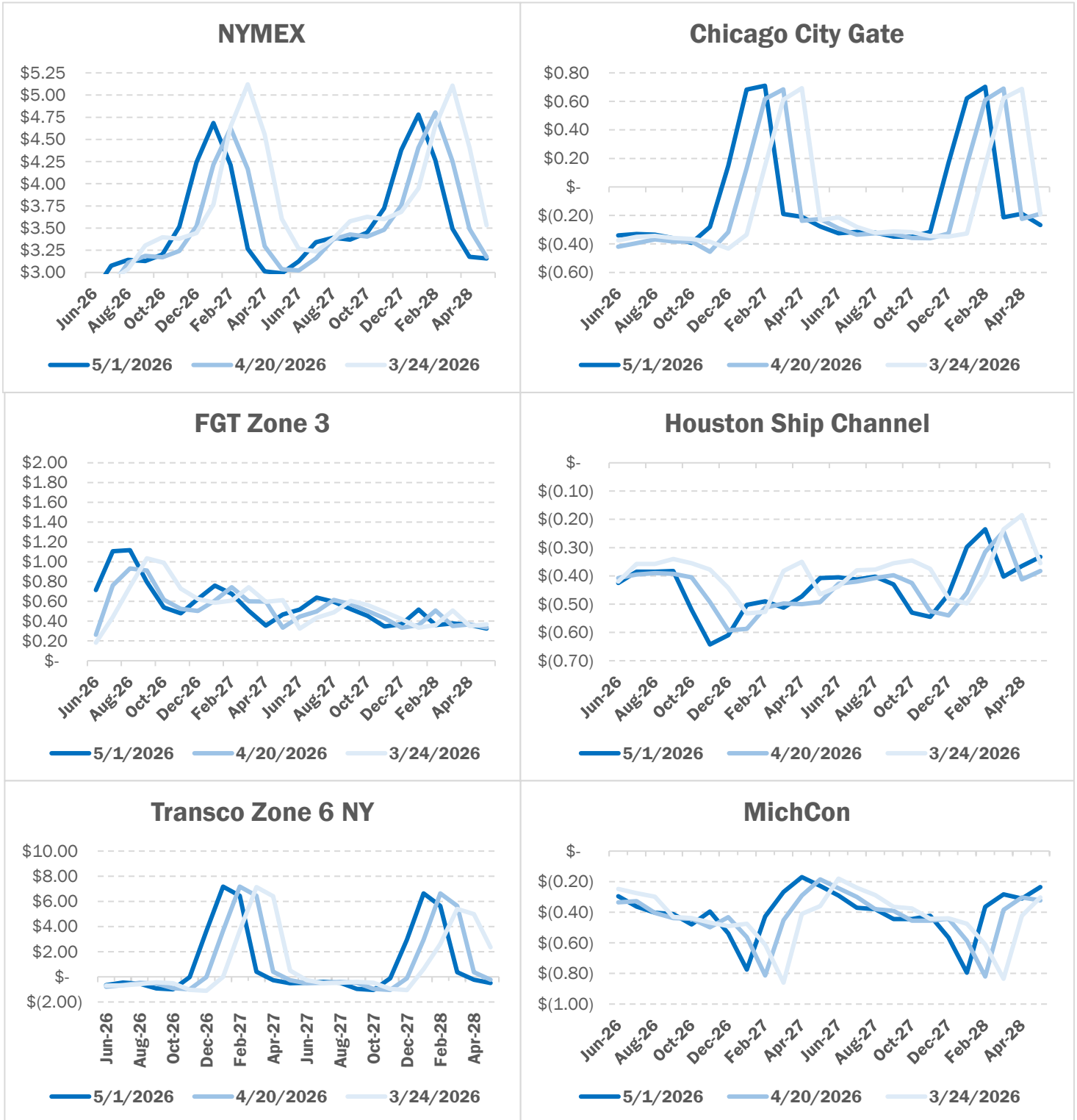
Source: ICE

© 2024

Mansfield Energy Corp. All rights reserved.

Monday, May 4, 2026

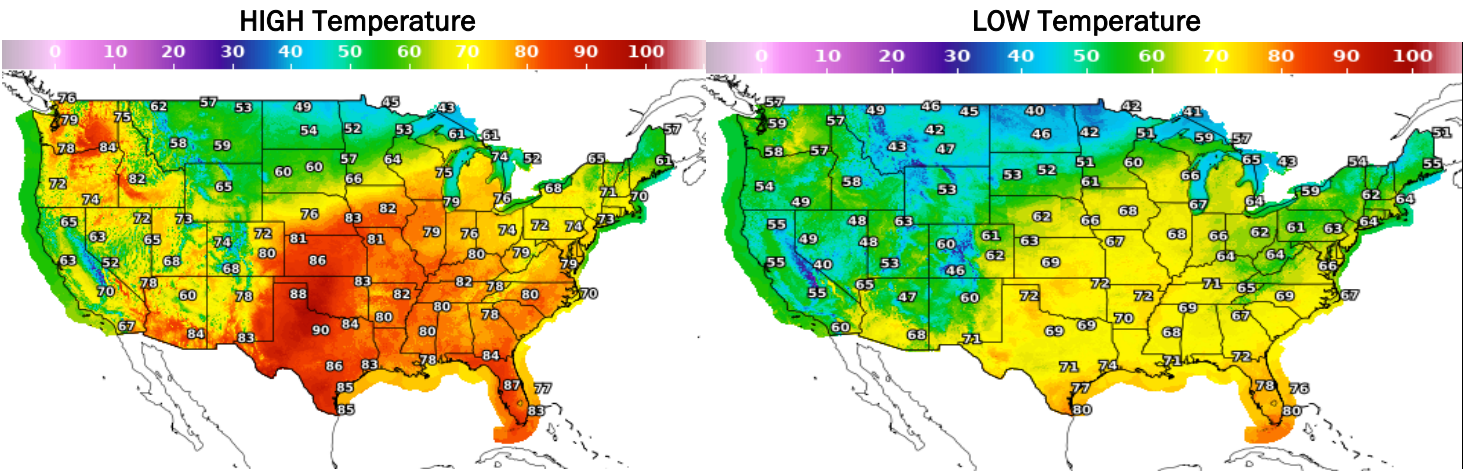
NATURAL GAS BASIS FUTURES



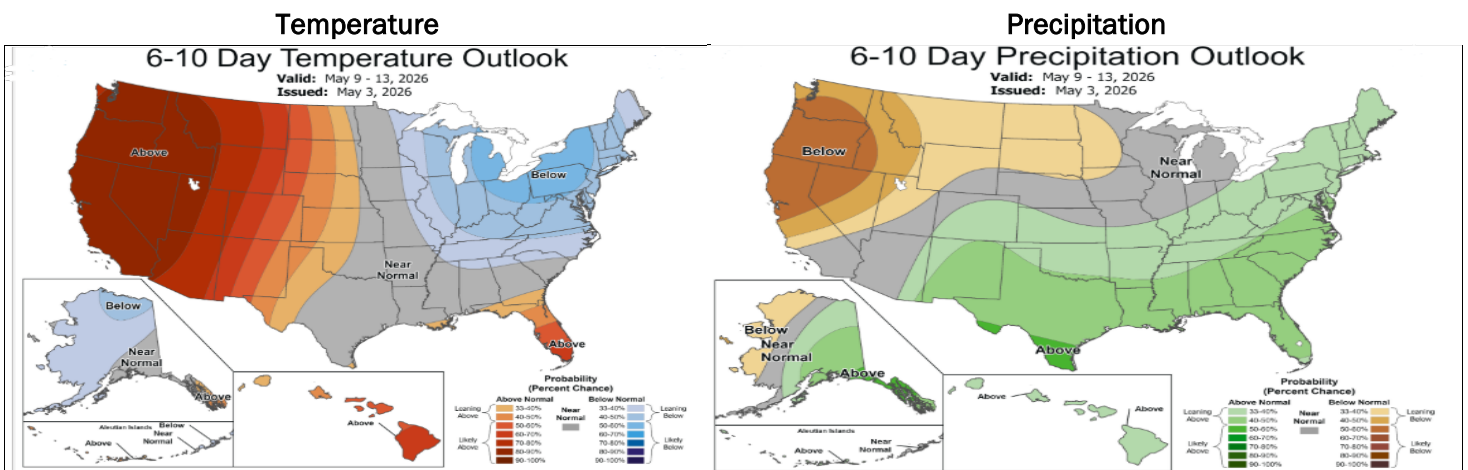
Source: NOAA

Monday, May 4, 2026

WEATHER - HIGH / LOW TEMPERATURE - TOMORROW



WEATHER - 6 - 10 DAY OUTLOOK - NOAA



WEATHER - 8 - 14 DAY OUTLOOK - NOAA

