

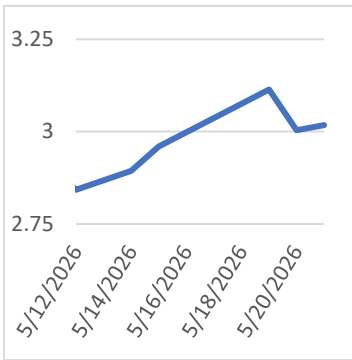
# NGN

## NATURAL GAS NEWS

### DAILY MARKET NEWS & INFORMATION

Friday, May 22, 2026

#### Last Week's Prompt NYMEX



#### NYMEX NG Futures

Month	Close	Change
Jun-26	3.018	0.014
Jul-26	3.156	0.001
Aug-26	3.189	-0.001
Sep-26	3.150	-0.001
Oct-26	3.196	-0.008
Nov-26	3.449	-0.019
Dec-26	4.074	-0.027
Jan-27	4.498	-0.024
Feb-27	4.041	-0.027
Mar-27	3.156	-0.015
Apr-27	2.917	-0.008
May-27	2.900	-0.007
Jun-27	3.048	-0.006
Jul-27	3.249	-0.010
Aug-27	3.306	-0.008
Sep-27	3.280	-0.009
Oct-27	3.359	-0.011
Nov-27	3.627	-0.005
Dec-27	4.294	0.000
Jan-28	4.723	0.001
Feb-28	4.206	-0.002
Mar-28	3.456	-0.004
Apr-28	3.158	0.001
May-28	3.137	0.000
1 YR STRIP	3.395	-0.010
2026	3.398	-0.013

#### IN THE NEWS

##### US natural gas futures edge up in steady trading

U.S. natural gas futures settle modestly higher following a slightly larger-than-expected inventory build. The EIA reported a 101 Bcf storage injection for last week, putting supplies 149 Bcf or 6.6% above the five-year average. "The heat wave that began late in the week did not drive significant increases in power burn until after the cutoff for today's report and will be reflected in next Thursday's release," Andy Huenefeld of Pinebrook Energy Advisors says in a note. ...

<https://tinyurl.com/bdehpp6n>

##### EIA Weekly Nat Gas Storage Update

US natural gas inventories rose 101 Bcf in the week ending May 15 and compared to expectations for an injection of 95 Bcf. Against the five-year average, total gas inventories moved to a surplus of 149 Bcf compared to a surplus of 140 Bcf last week. The five-year average rose 92 Bcf in the survey week. This week's injection put inventories 33 Bcf above year ago levels, compared to 51 Bcf above them last week. A year ago this week, inventories rose 119 Bcf.... For More info go to <https://tinyurl.com/bdHzdcys>

##### Shell Sees LNG Demand Grow Despite War Volatility

Shell Plc sees long-term global demand for liquefied natural gas continuing to grow because of its flexibility and reliability, even as the conflict in the Middle East brings volatility to prices. The company expects consumption for the fuel to surge by at least 45% by 2050 from 2025 levels, it said Monday. It expects demand to range between 610 million to 780 million annually by mid-century.... For more info go to <https://tinyurl.com/4nb5pvky>

#### Prompt Natural Gas (NG) Daily Sentiment

BEARISH 

RESISTANCE
\$ 3.204 & \$3.251
SUPPORT
\$ 3.113 & \$3.069

#### NATURAL GAS

Futures	Close
NG	\$3.018
Volume	16,187
Open Int.	25,773

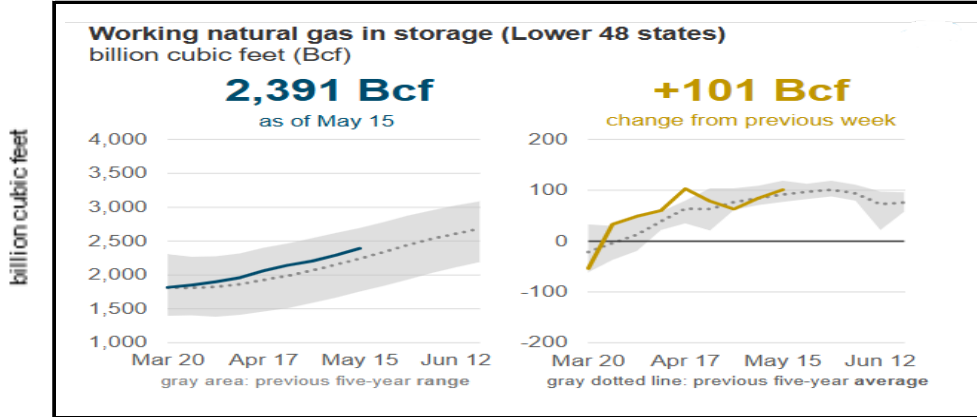
#### Contact Us



**Mansfield Power & Gas**  
1025 Airport Pkwy  
Gainesville, GA 30501  
[www.mansfield.energy](http://www.mansfield.energy)

[customercare@mansfieldpowergas.com](mailto:customercare@mansfieldpowergas.com)  
Phone: (678) 207 - 3350

## Working Natural Gas In Storage (Lower 48 States)



for week ending May 08, 2026 | Released: May 14, 2026 | Next Release: May 21, 2026

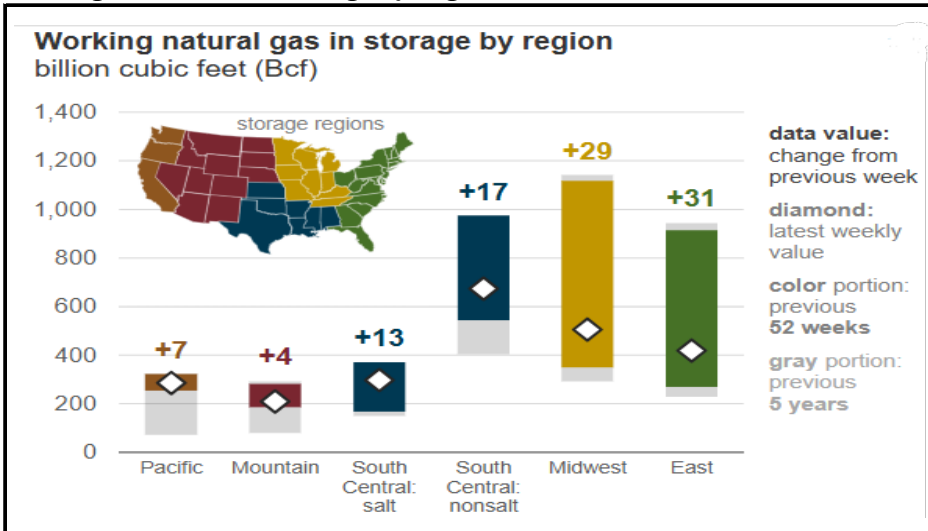
## EIA Weekly Storage Actual and Surveys for

May 8, 2026

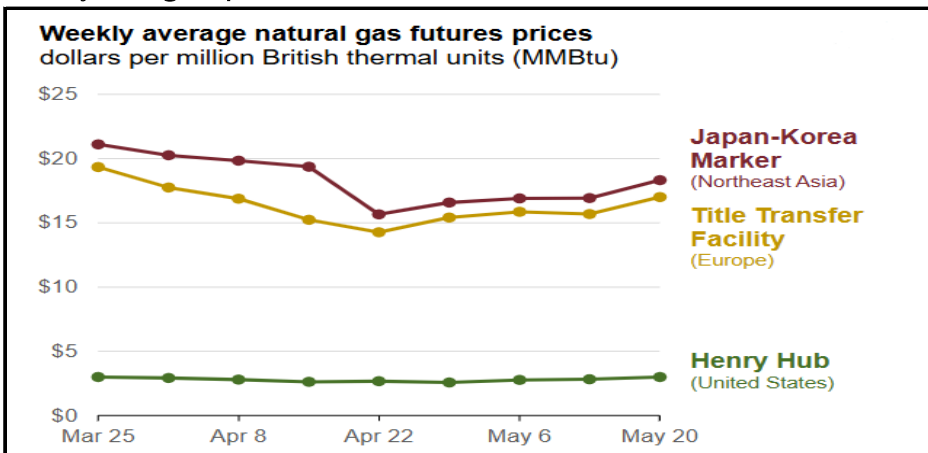
Released May 14, 2026

Range	70 to 85
S&P Global	95
FX Street	96
Investing.com	96

## Working Natural Gas In Storage By Region



## Weekly Average Liquid Natural Gas Futures Price



## Total Working Gas In Storage

**2391 BCF**

101 BCF (LAST WEEK)

33 BCF (LAST YEAR)

149 BCF (5-YEAR AVG)

## Active Rigs By Region

Source: NGI's Daily Gas Index

As of date: 5/12/2026

Appalachia	37
Bakken	28
Eagle Ford	50
Haynesville	58
Permian	242
<b>Lower 48</b>	<b>108</b>

[Next Report: June 09]

## Mansfield EIA Prediction

**88**

Natural Gas Production Change

Appalachia	-1165
Bakken	-66
Eagle Ford	-297
Haynesville	-808
Permian	-770
Lower 48	-413
<b>Total</b>	<b>-3519</b>

[Next Report: June 09]

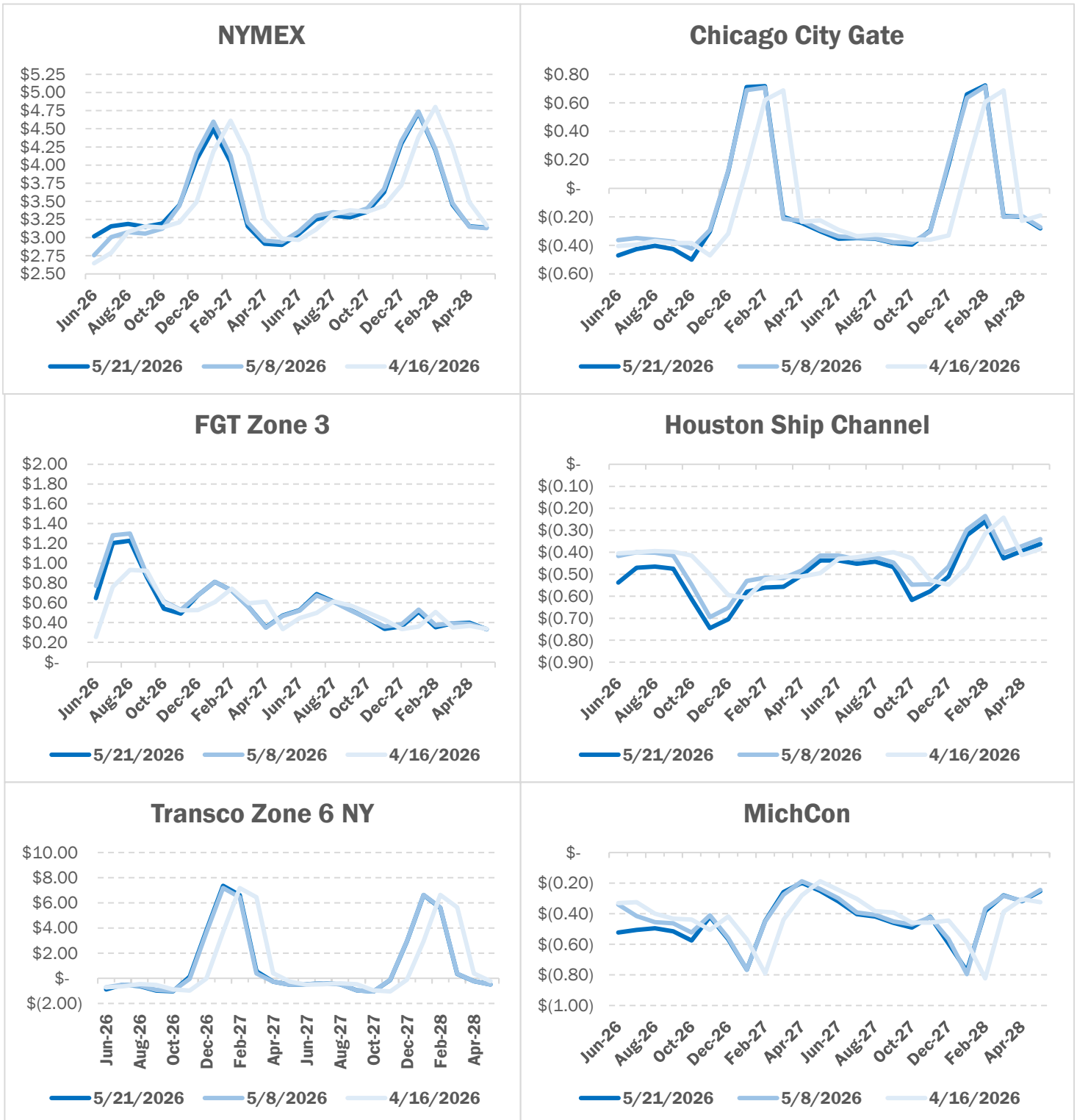
Source: ICE

© 2024

Mansfield Energy Corp. All rights reserved.

Friday, May 22, 2026

## NATURAL GAS BASIS FUTURES

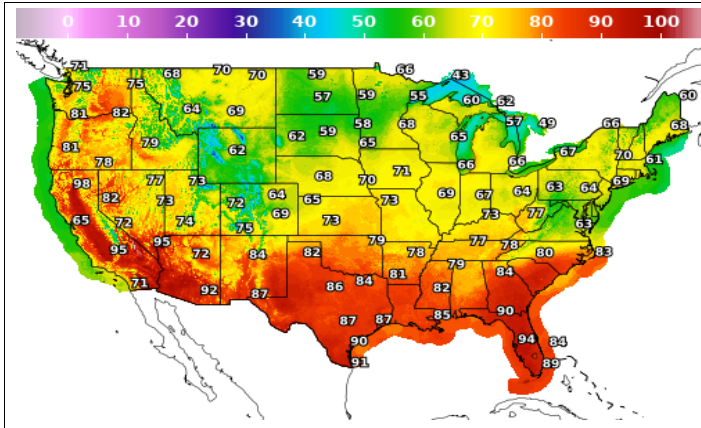


Source: NOAA

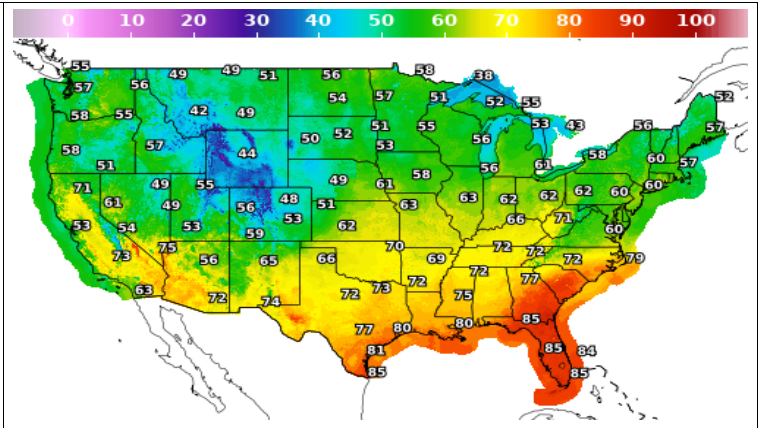
Friday, May 22, 2026

## WEATHER - HIGH / LOW TEMPERATURE - TOMORROW

### HIGH Temperature

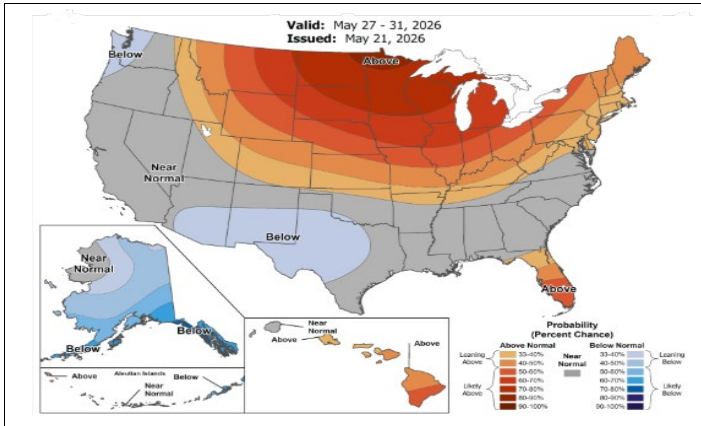


### LOW Temperature

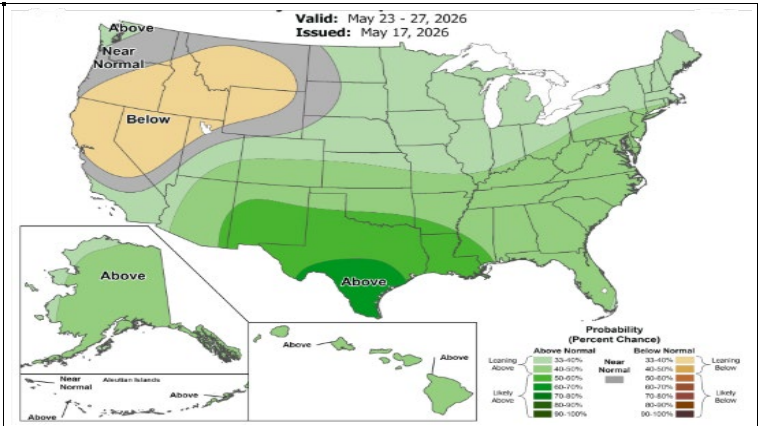


## WEATHER - 6 - 10 DAY OUTLOOK - NOAA

### Temperature

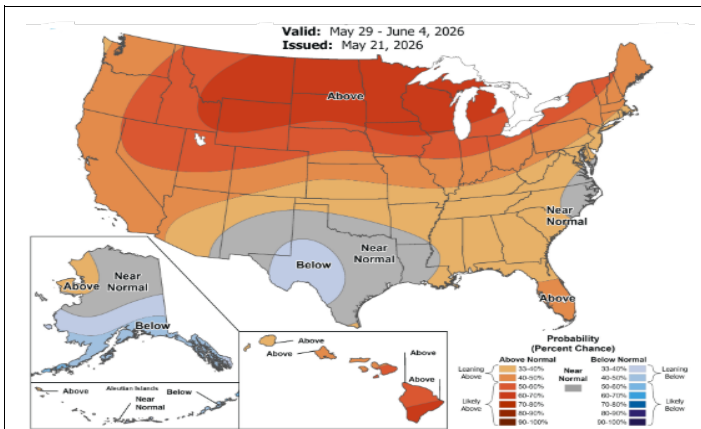


### Precipitation



## WEATHER - 8 - 14 DAY OUTLOOK - NOAA

### Temperature



### Precipitation

