

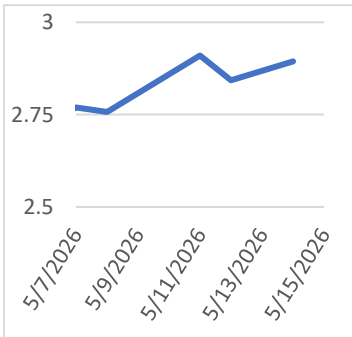
NGN

NATURAL GAS NEWS

DAILY MARKET NEWS & INFORMATION

Friday, May 15, 2026

Last Week's Prompt NYMEX



NYMEX NG Futures

Month	Close	Change
Jun-26	2.894	0.051
Jul-26	3.092	0.038
Aug-26	3.134	0.032
Sep-26	3.100	0.025
Oct-26	3.154	0.013
Nov-26	3.438	-0.018
Dec-26	4.127	-0.053
Jan-27	4.565	-0.054
Feb-27	4.090	-0.053
Mar-27	3.156	-0.046
Apr-27	2.901	-0.051
May-27	2.882	-0.051
Jun-27	3.031	-0.047
Jul-27	3.246	-0.045
Aug-27	3.301	-0.040
Sep-27	3.276	-0.043
Oct-27	3.351	-0.046
Nov-27	3.624	-0.039
Dec-27	4.277	-0.039
Jan-28	4.700	-0.033
Feb-28	4.189	-0.032
Mar-28	3.441	-0.026
Apr-28	3.148	-0.009
May-28	3.127	-0.009
1 YR STRIP	3.378	-0.014
2026	3.389	-0.013

IN THE NEWS

Permian Producers are Paying Buyers to Haul it Away

The war in Iran has choked natural gas supplies across Europe and Asia, leading to fuel rationing and blackouts, but in the heart of US shale country, the market is swimming in supply. Gas in the Permian Basin of West Texas and New Mexico is so plentiful that producers are having to pay buyers to get rid of it. Bloomberg reports that there is so much inventory that it exceeds available pipeline capacity....

<https://tinyurl.com/muxb3fxz>

NG Futures Leap 6% as Middle East Conflict Drags On

U.S. natural gas futures jumped about 6% to a two-week high on Tuesday on soaring oil and gas prices around the world as the U.S.-Israeli war against Iran widened across the Middle East region, disrupting the movement of energy supplies. Front-month gas futures for April delivery on the New York Mercantile Exchange rose 18.7 cents, or 6.3%, to \$3.147 per million British thermal units, putting the contract on track for its highest close since February 13.... For More info go to <https://tinyurl.com/bdnfswwy>

Record Power Burn Expected This Summer

U.S. natural gas supply is expected to reach a record 117 billion cubic feet per day (Bcf/d) this summer, including 111.7 Bcf/d of dry gas production, but growing demand from liquefied natural gas (LNG) exports, data center load, industrial activity, and power generation is absorbing much of that growth, leaving less gas available for storage refill and a thinner cushion heading into next winter, according to the Natural Gas Supply Association (NGSA).... For more info go to <https://tinyurl.com/3hfps8zb>

Prompt Natural Gas (NG) Daily Sentiment

BEARISH



RESISTANCE
\$ 3.136 & \$3.181
SUPPORT
\$ 3.024 & \$2.957

NATURAL GAS

Futures	Close
NG	\$2.894
Volume	84,043
Open Int.	125,022

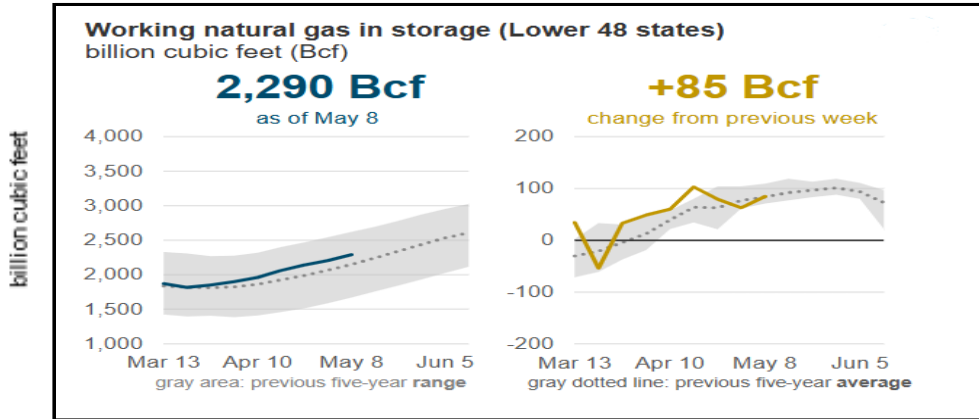
Contact Us



Mansfield Power & Gas
1025 Airport Pkwy
Gainesville, GA 30501
www.mansfield.energy

customercare@mansfieldpowergas.com
Phone: (678) 207 - 3350

Working Natural Gas In Storage (Lower 48 States)



for week ending May 08, 2026 | Released: May 14, 2026 | Next Release: May 21, 2026

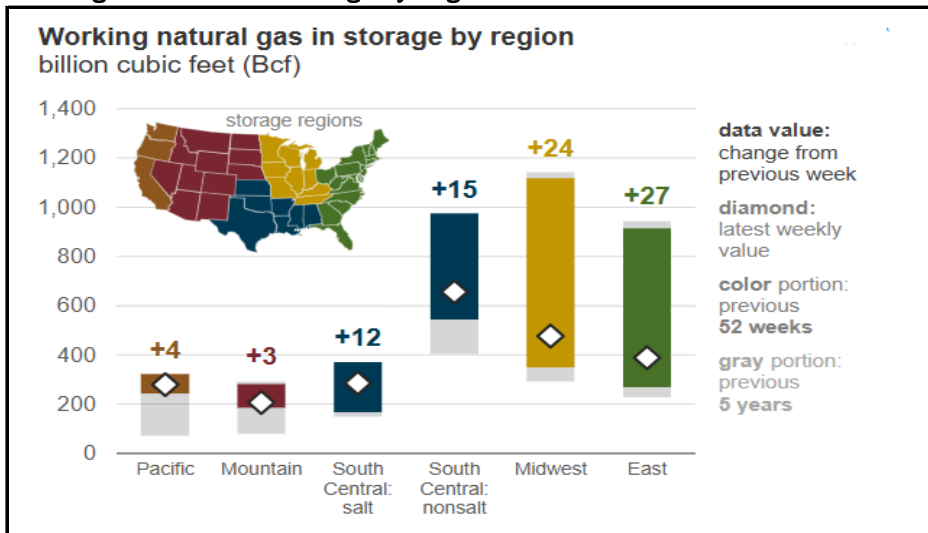
EIA Weekly Storage Actual and Surveys for

May 8, 2026

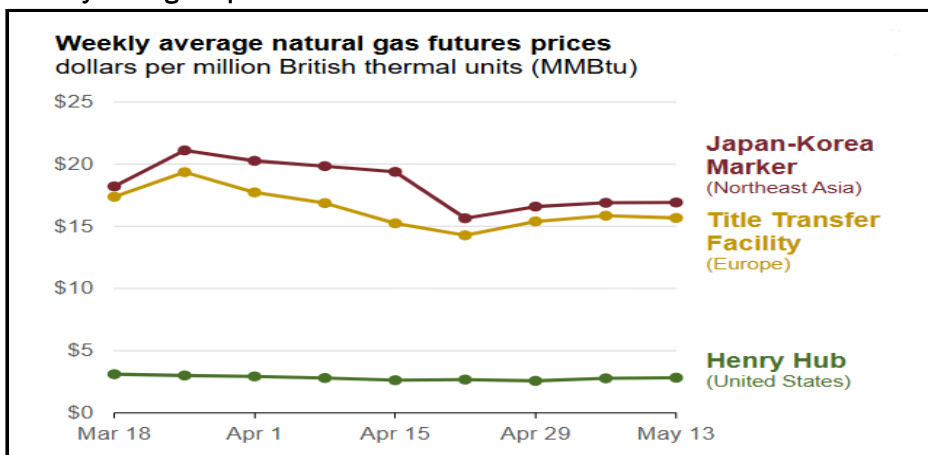
Released May 14, 2026

Range	70 to 85
S&P Global	86
FX Street	85
Investing.com	86

Working Natural Gas In Storage By Region



Weekly Average Liquid Natural Gas Futures Price



Total Working Gas In Storage

2290 BCF

85 BCF (LAST WEEK)

51 BCF (LAST YEAR)

140 BCF (5-YEAR AVG)

Active Rigs By Region

Source: NGI's Daily Gas Index

As of date: 5/12/2026

Appalachia	37
Bakken	28
Eagle Ford	50
Haynesville	58
Permian	242
Lower 48	108

[Next Report: June 09]

Mansfield EIA Prediction

79

Natural Gas Production Change

Appalachia	-1165
Bakken	-66
Eagle Ford	-297
Haynesville	-808
Permian	-770
Lower 48	-413
Total	-3519

[Next Report: June 09]

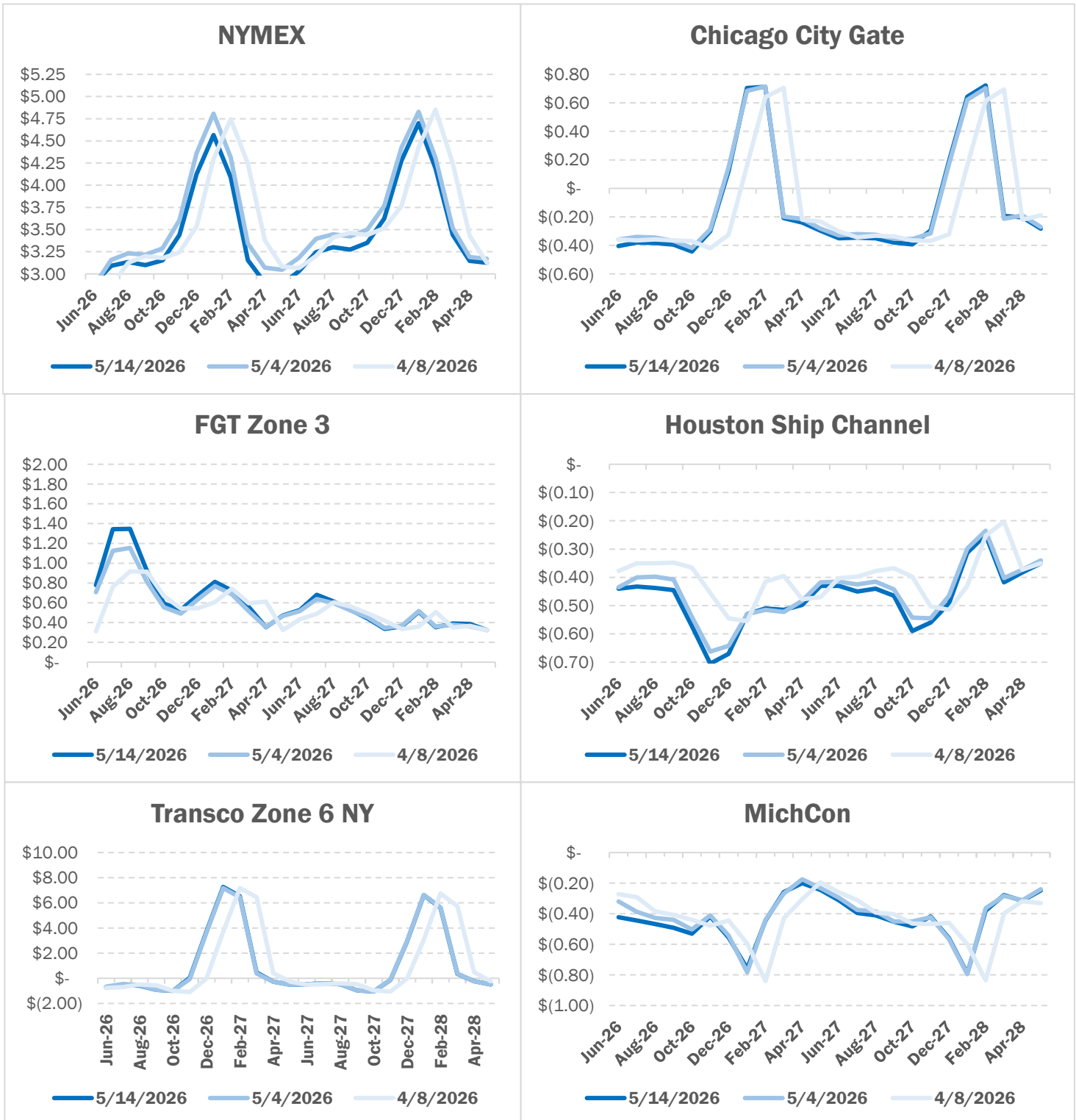
Source: ICE

© 2024

Mansfield Energy Corp. All rights reserved.

Friday, May 15, 2026

NATURAL GAS BASIS FUTURES

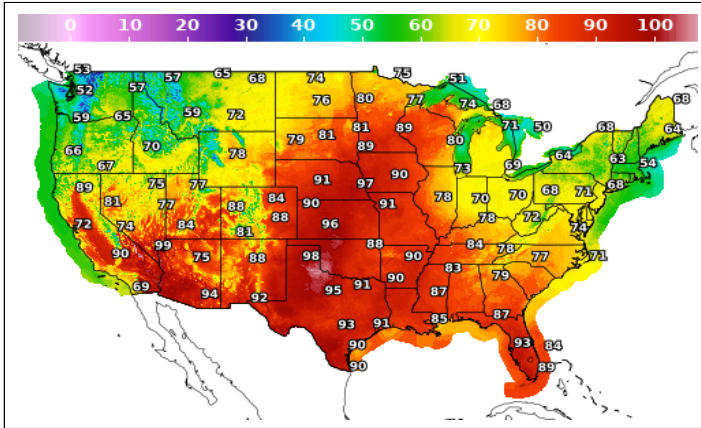


Source: NOAA

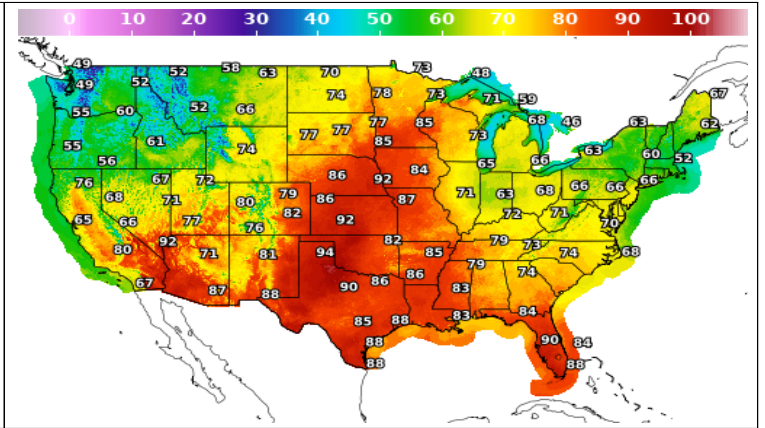
Friday, May 15, 2026

WEATHER - HIGH / LOW TEMPERATURE - TOMORROW

HIGH Temperature

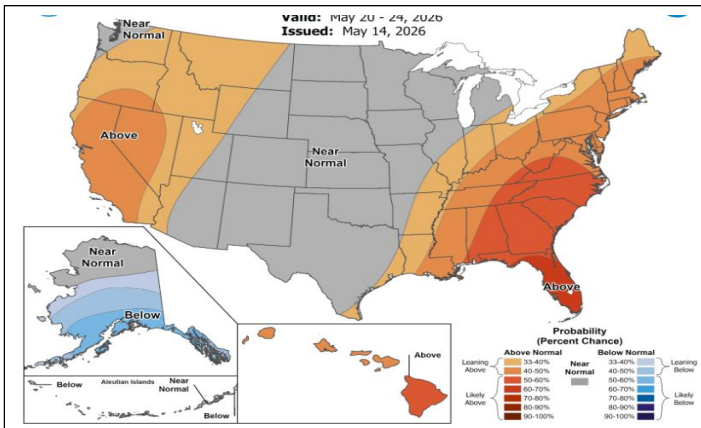


LOW Temperature

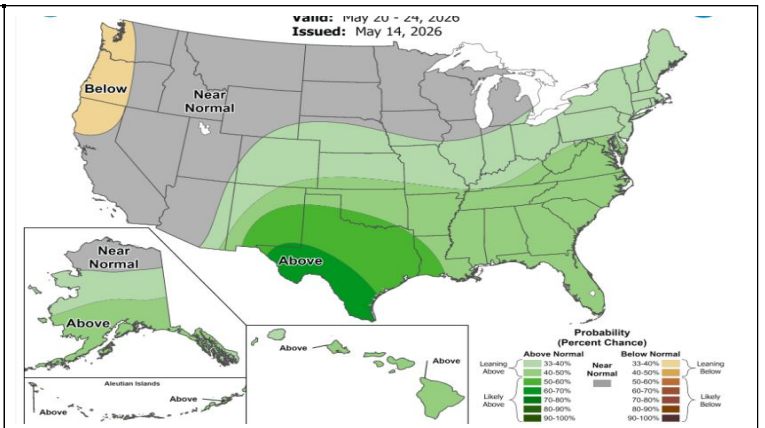


WEATHER - 6 - 10 DAY OUTLOOK - NOAA

Temperature

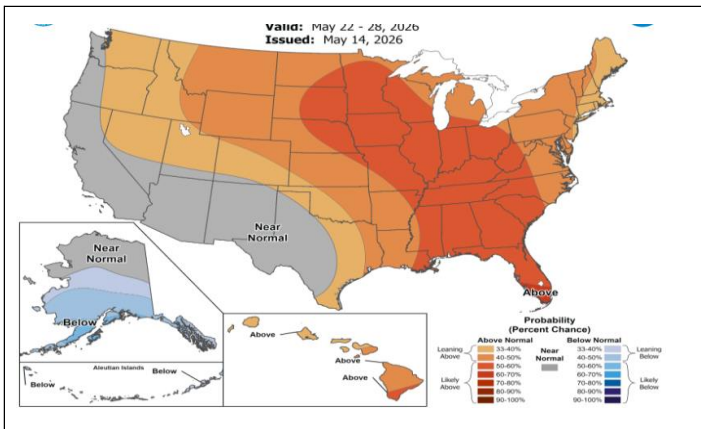


Precipitation



WEATHER - 8 - 14 DAY OUTLOOK - NOAA

Temperature



Precipitation

