

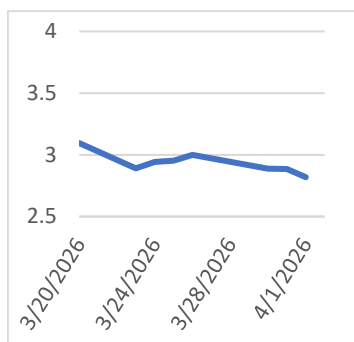
NGN

NATURAL GAS NEWS

DAILY MARKET NEWS & INFORMATION

Monday, April 6, 2026

Last Week's Prompt NYMEX



NYMEX NG Futures

Month	Close	Change
May-26	2.819	-0.065
Jun-26	2.939	-0.067
Jul-26	3.169	-0.064
Aug-26	3.237	-0.063
Sep-26	3.217	-0.058
Oct-26	3.284	-0.060
Nov-26	3.592	-0.071
Dec-26	4.392	-0.080
Jan-27	4.845	-0.093
Feb-27	4.329	-0.068
Mar-27	3.419	-0.078
Apr-27	3.124	-0.075
May-27	3.096	-0.080
Jun-27	3.233	-0.079
Jul-27	3.436	-0.077
Aug-27	3.492	-0.075
Sep-27	3.471	-0.073
Oct-27	3.550	-0.076
Nov-27	3.802	-0.088
Dec-27	4.490	-0.122
Jan-28	4.922	-0.141
Feb-28	4.272	-0.120
Mar-28	3.425	-0.085
Apr-28	3.117	-0.056
1 YR STRIP	3.531	-0.070
2026	3.554	-0.069

IN THE NEWS

Mansfield Market Assessment

The market has remained mostly unchanged over the weekend. In what looks to be a repeat of last year, cash at Henry Hub is strong and it looks like salts are the heavy buyers filling storage early again this year. Lots going on in the Crude pit as the headlines are constantly changing. We really have to pay attention to what is coming out of the White House and overseas as conditions continue to change on a moments notice. ...

Market Stays Bearish Despite LNG Supply Risk Abroad

May natural gas futures settled at \$2.800 on Thursday, down \$0.019 or -0.67%. Prices are now at their lowest level since mid-January and the entire winter storm Fern rally has been erased. The global supply disruptions from the war aren't doing enough to offset what's happening domestically. The war is creating real LNG supply problems but not for the U.S. market right now. Qatar's Ras Laffan facility took a hit and about 17% of its export capacity is offline.... For More info go to <https://tinyurl.com/35d2kty>

Why are US Nat-Gas prices Flat Despite LNG Strength?

U.S. natural gas prices have stayed surprisingly steady even as liquefied natural gas ("LNG") prices surged across Europe and Asia. Global supply fears tied to the Middle East conflict have pushed overseas gas prices sharply higher, but domestic prices have remained near recent levels because the U.S. market is still driven largely by local supply and demand conditions. At this stage, investors may want to keep an eye on natural gas-focused names.... For more info go to <https://tinyurl.com/4n3ztc7a>

Prompt Natural Gas (NG) Daily Sentiment

BEARISH



RESISTANCE

\$ 2.866 & \$3.146

SUPPORT

\$ 2.756 & \$2.713

NATURAL GAS

Futures	Close
NG	\$2.819
Volume	31,747
Open Int.	321,667

Contact Us



Mansfield Power & Gas

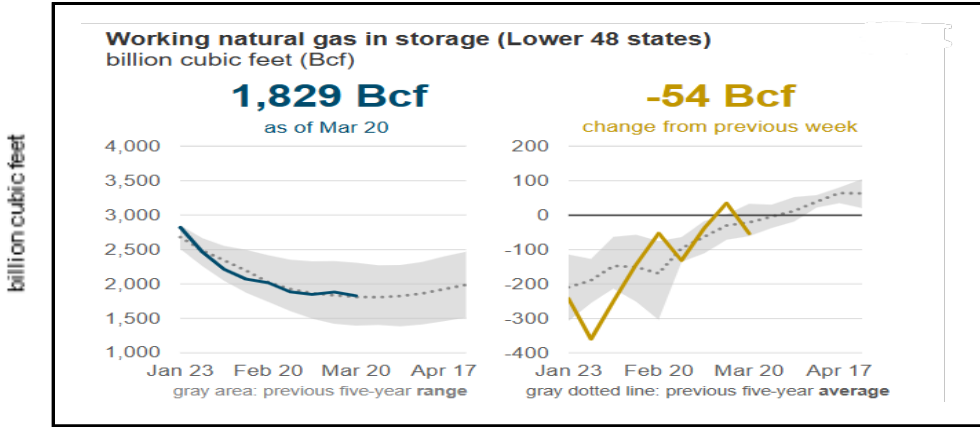
1025 Airport Pkwy
Gainesville, GA 30501
www.mansfield.energy

customer@mansfieldpowergas.com
Phone: (678) 207 - 3350

NATURAL GAS NEWS



Working Natural Gas In Storage (Lower 48 States)



for week ending March 27, 2026 | Released: April 02, 2026 | Next Release: April 09, 2026

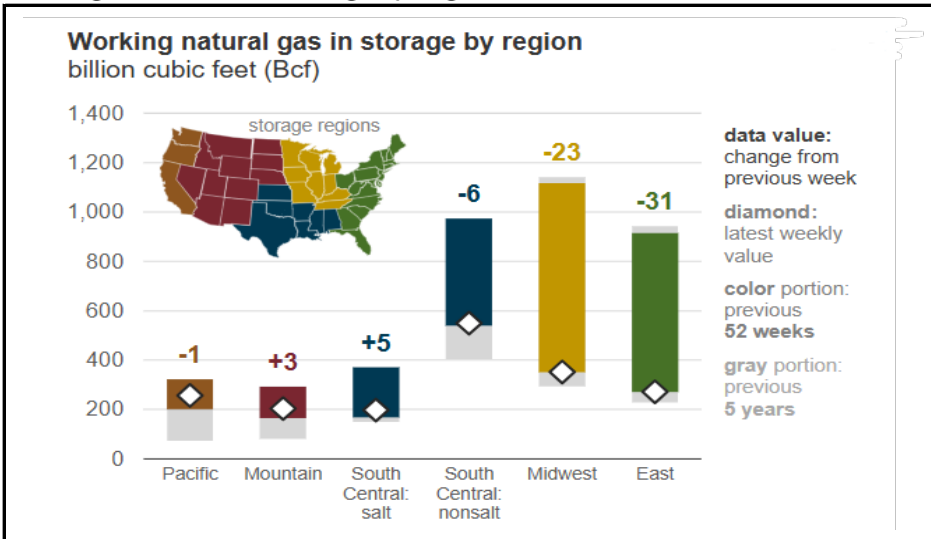
EIA Weekly Storage Actual and Surveys for

March 27, 2026

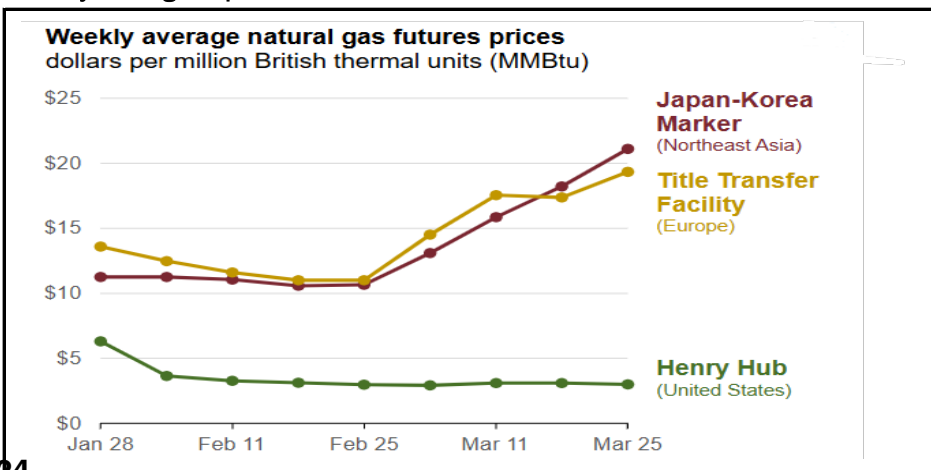
Released April 02, 2026

Range	36 to 38
S&P Global	-0.04
FX Street	-49
Investing.com	-49

Working Natural Gas In Storage By Region



Weekly Average Liquid Natural Gas Futures Price



Total Working Gas In Storage

1865 BCF

36 BCF (LAST WEEK)

96 BCF (LAST YEAR)

54 BCF (5-YEAR AVG)

Active Rigs By Region

Source: NGI's Daily Gas Index

As of date: 3/10/2025

Appalachia	36
Bakken	31
Eagle Ford	51
Haynesville	39
Permian	273
Lower 48	110

[Next Report: April 07]

Mansfield EIA Prediction

36

Natural Gas Production Change

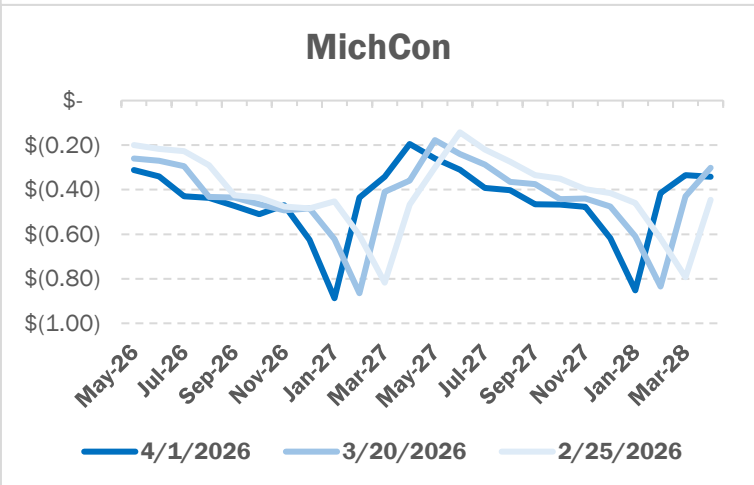
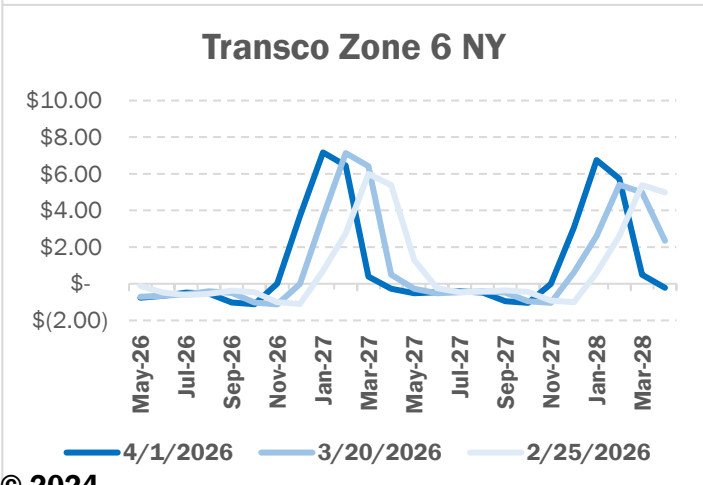
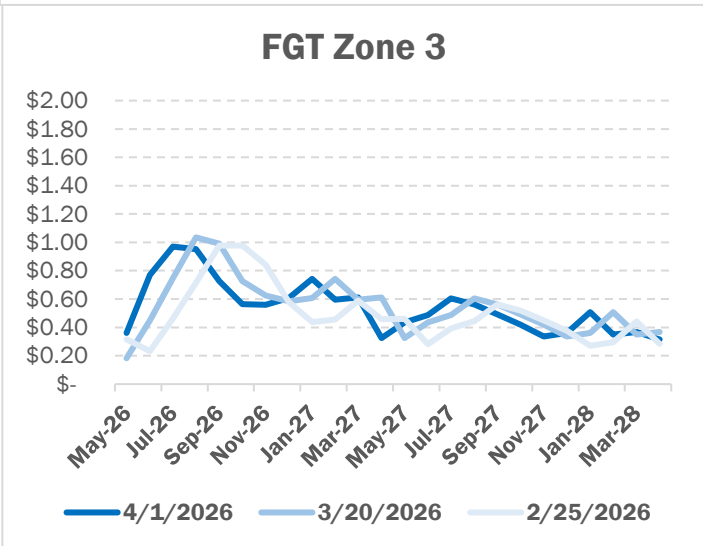
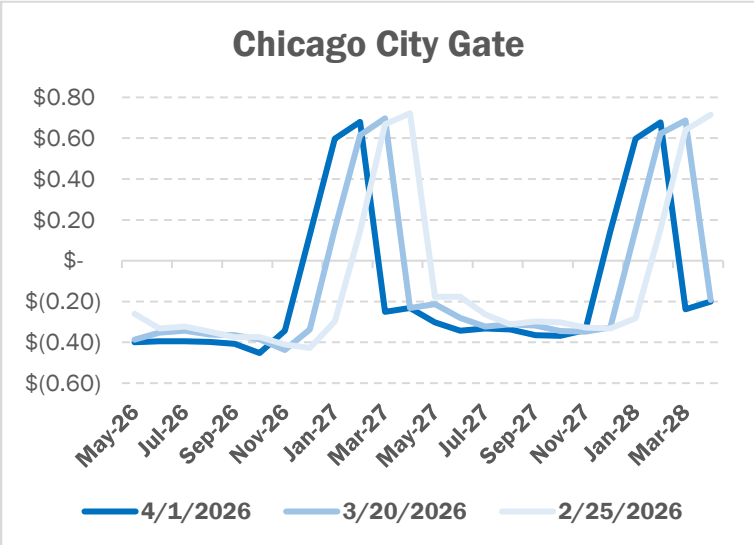
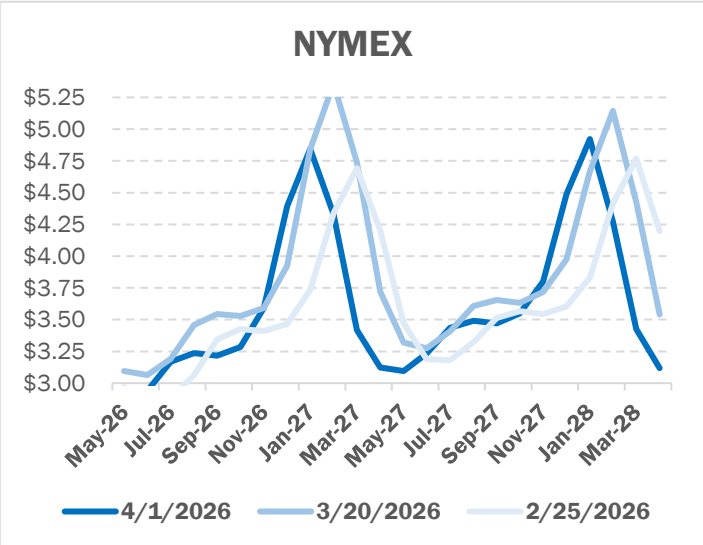
Appalachia	1099
Bakken	64.8
Eagle Ford	357.8
Haynesville	714.7
Permian	930.5
Lower 48	40.5.8
Total	3166.8

[Next Report: April 07]

NATURAL GAS NEWS



NATURAL GAS BASIS FUTURES

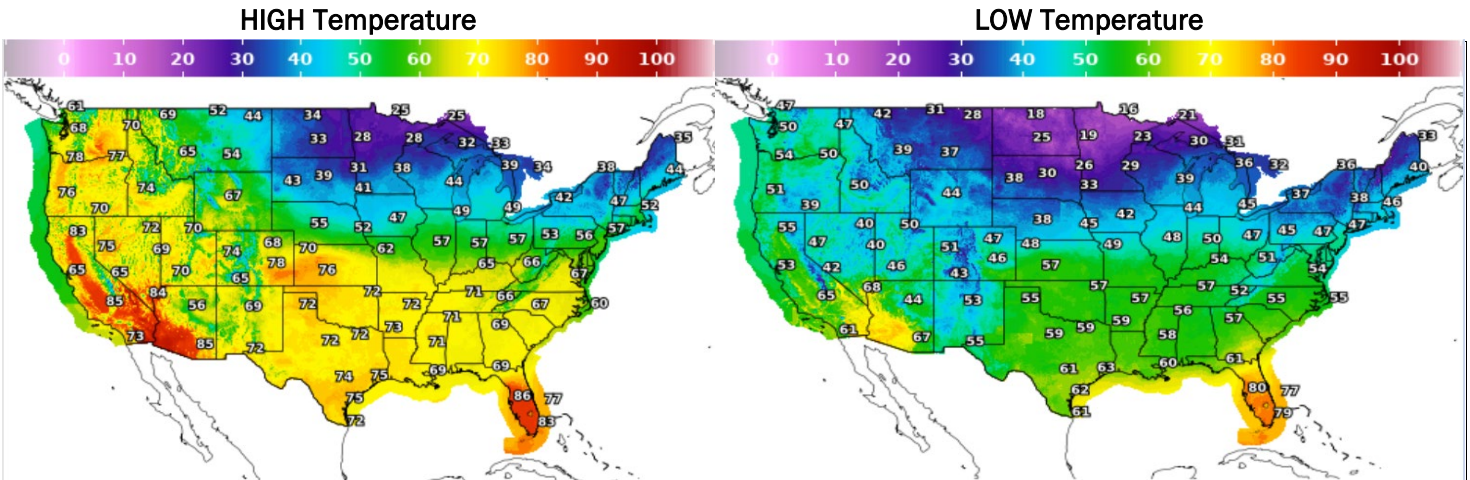


NATURAL GAS NEWS

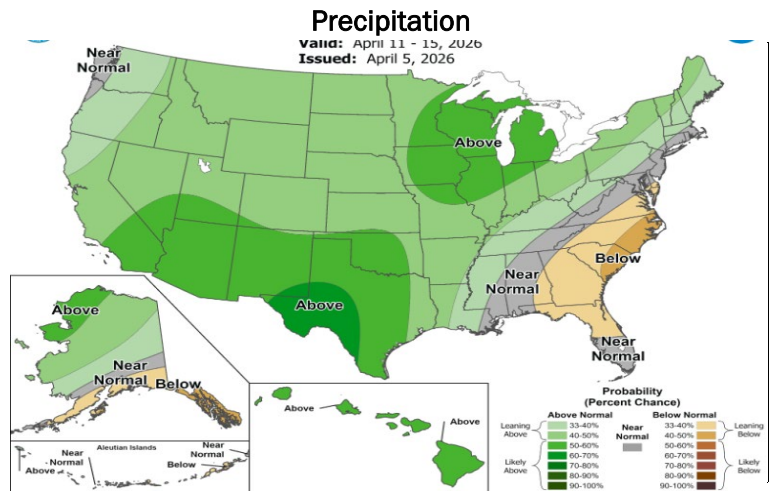
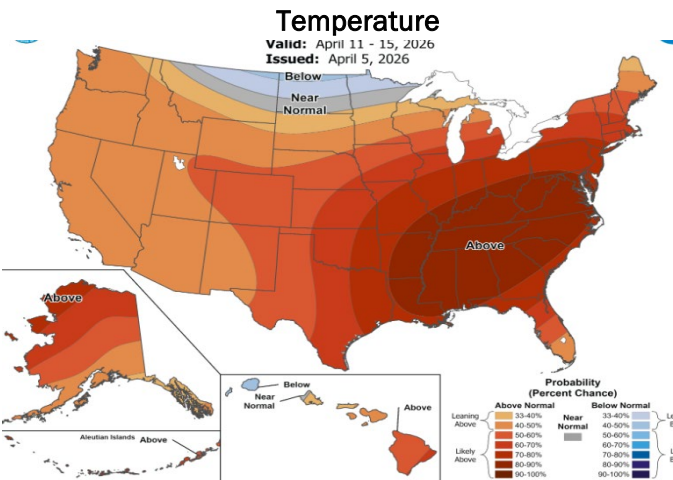


**MANSFIELD
POWER & GAS**

WEATHER - HIGH / LOW TEMPERATURE - TOMORROW



WEATHER - 6 - 10 DAY OUTLOOK - NOAA



WEATHER - 8 - 14 DAY OUTLOOK - NOAA

