

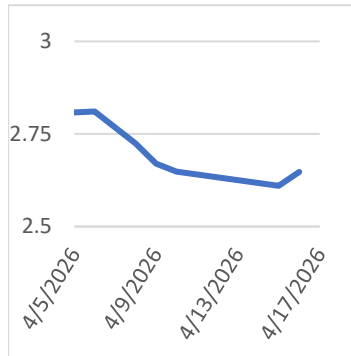
# NGN

## NATURAL GAS NEWS

### DAILY MARKET NEWS & INFORMATION

Friday, April 17, 2026

#### Last Week's Prompt NYMEX



#### NYMEX NG Futures

Month	Close	Change
May-26	2.647	0.037
Jun-26	2.791	0.024
Jul-26	3.079	0.020
Aug-26	3.156	0.016
Sep-26	3.140	0.016
Oct-26	3.210	0.020
Nov-26	3.491	0.043
Dec-26	4.187	0.037
Jan-27	4.612	0.033
Feb-27	4.133	0.035
Mar-27	3.246	0.039
Apr-27	2.987	0.044
May-27	2.970	0.044
Jun-27	3.110	0.044
Jul-27	3.322	0.043
Aug-27	3.378	0.043
Sep-27	3.356	0.045
Oct-27	3.438	0.042
Nov-27	3.721	0.043
Dec-27	4.385	0.042
Jan-28	4.801	0.038
Feb-28	4.241	0.034
Mar-28	3.486	0.026
Apr-28	3.171	0.017
1 YR STRIP	3.390	0.030
2026	3.417	0.027

#### IN THE NEWS

##### US Nat-Gas exports to grow nearly 30% by 2027

In our latest Short-Term Energy Outlook (STEO), we forecast that U.S. liquefied natural gas (LNG) exports will continue to increase as five LNG export projects start operations and ramp up production by the end of 2027. We also forecast increased natural gas pipeline exports, mainly to Mexico. In our forecast, net exports of U.S. natural gas (exports minus imports) grow 18% to 18.7 billion cubic feet per day (Bcf/d) in 2026. In 2027, net exports increase another 10% to 20.5 Bcf/d....  
<https://tinyurl.com/3v7eebf3>

##### Nat-Gas Prices rise as US weather forecast cool

Nat-gas prices settled higher on Thursday as a mixed US weather forecast sparked short-covering in nat-gas futures. The Commodity Weather Group said that forecasts shifted cooler across the eastern two-thirds of the US through April 20, but above-average temperatures are expected in the eastern US and the Upper Midwest from April 21-25. On Tuesday, nat-gas prices sank to a 17-month low due to above-normal spring temperatures that have reduced US nat-gas heating demand and expanded storage levels.... For More info go to <https://tinyurl.com/3vzryvx9>

##### Oil Plunges 13%, Dow soars 1k points after Strait Opens

Oil prices dropped sharply and US stocks surged Friday after the Iranian foreign minister said the Strait of Hormuz will be "completely open" for commercial transit during the remainder of the ceasefire. Brent crude, the global benchmark, fell 13%, to \$86.30 per barrel. WTI, the US benchmark, also sank 13% to \$79.20 per barrel. Oil prices traded at their lowest levels since the first week of March.... For more info go to <https://tinyurl.com/59sra77y>

#### Prompt Natural Gas (NG) Daily Sentiment

BEARISH



RESISTANCE

\$ 2.68 & \$2.729

SUPPORT

\$ 2.597 & \$2.547

#### NATURAL GAS

Futures	Close
NG	\$2.647
Volume	62,166
Open Int.	116,016

#### Contact Us



#### Mansfield Power & Gas

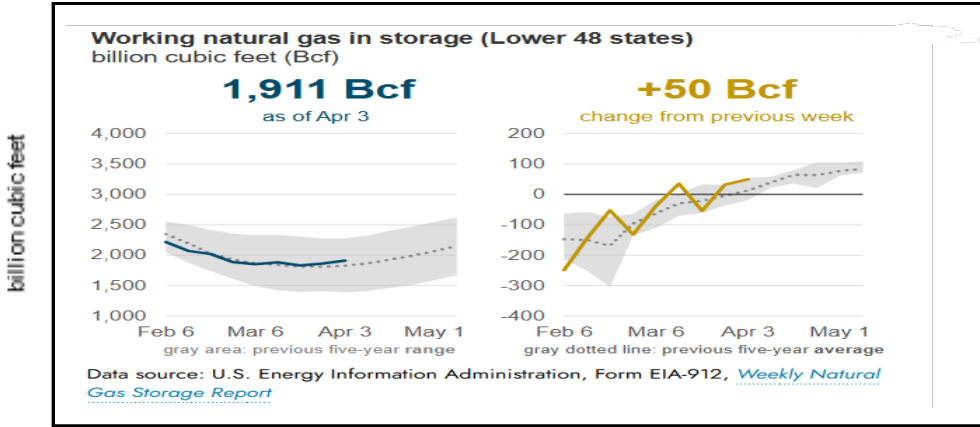
1025 Airport Pkwy  
Gainesville, GA 30501  
[www.mansfield.energy](http://www.mansfield.energy)

[customercare@mansfieldpowergas.com](mailto:customercare@mansfieldpowergas.com)  
Phone: (678) 207 - 3350

# NATURAL GAS NEWS



## Working Natural Gas In Storage (Lower 48 States)



for week ending April 10, 2026 | Released: April 16, 2026 | Next Release: April 23, 2026

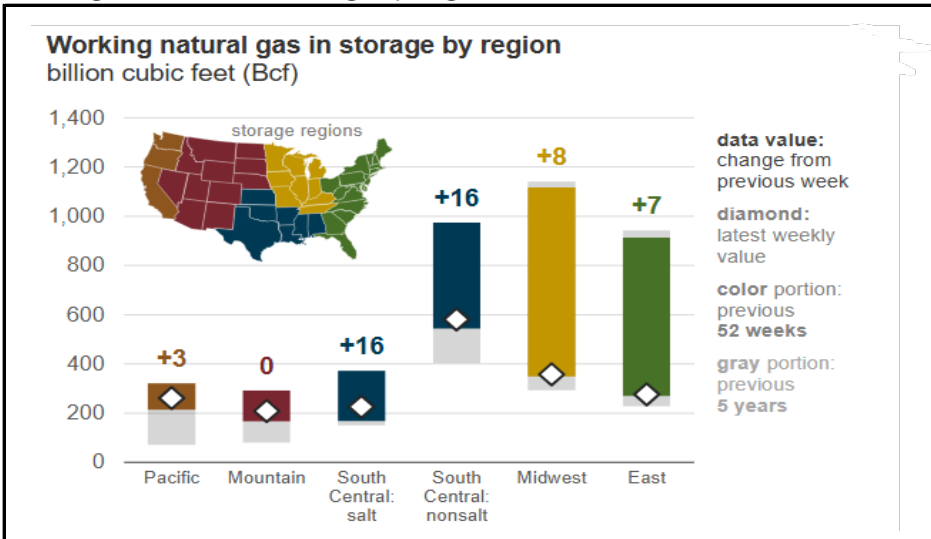
### EIA Weekly Storage Actual and Surveys for

April 10, 2026

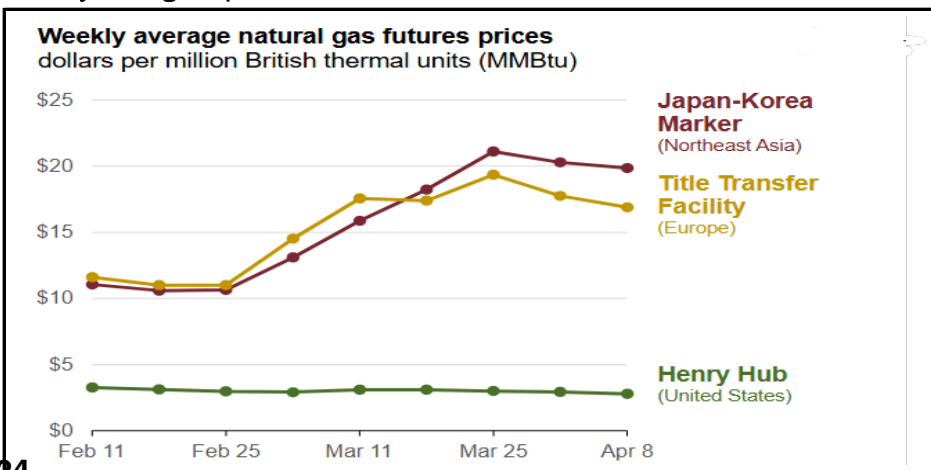
Released April 16, 2026

Range	25 to 65
S&P Global	44
FX Street	41
Investing.com	50

## Working Natural Gas In Storage By Region



## Weekly Average Liquid Natural Gas Futures Price



## Total Working Gas In Storage

**1970 BCF**

59 BCF (LAST WEEK)

126 BCF (LAST YEAR)

108 BCF (5-YEAR AVG)

### Active Rigs By Region

Source: NGI's Daily Gas Index

As of date: 4/7/2026

Appalachia	36
Bakken	31
Eagle Ford	51
Haynesville	39
Permian	273
<b>Lower 48</b>	<b>110</b>

[Next Report: May 12]

### Mansfield EIA Prediction

**50**

Natural Gas Production Change

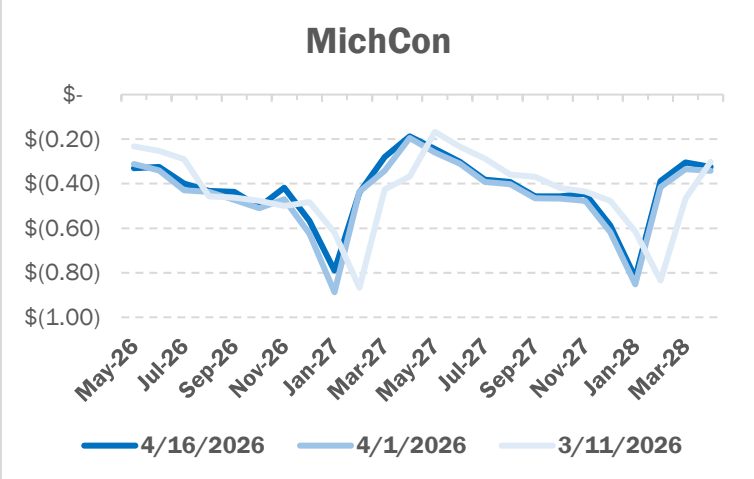
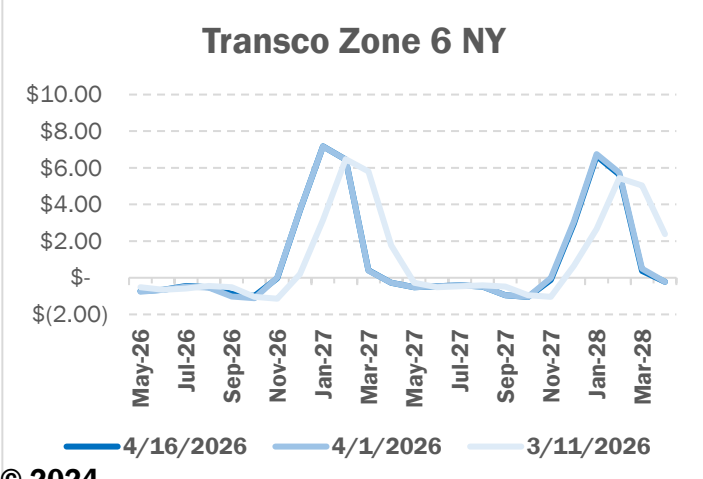
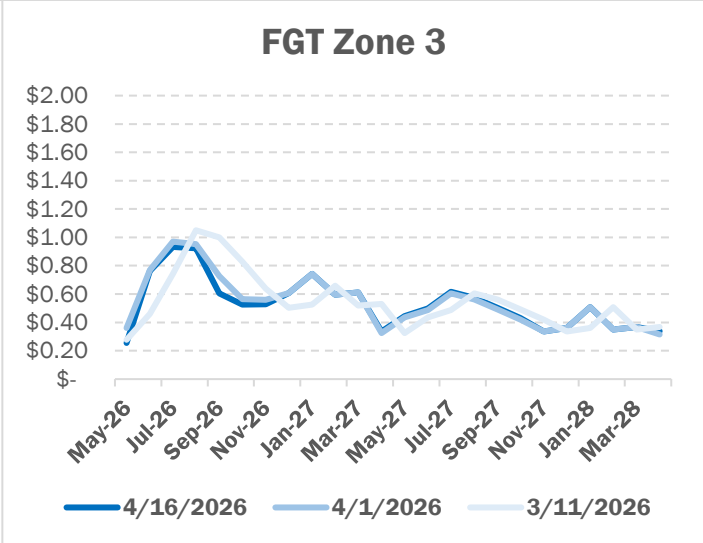
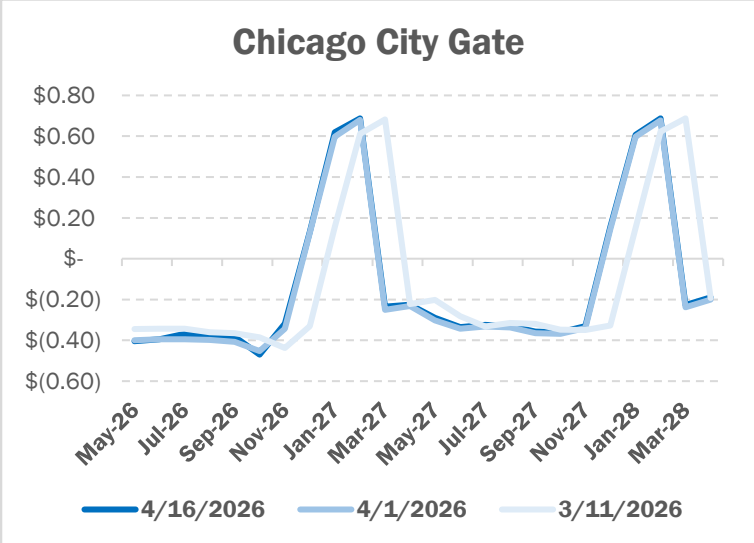
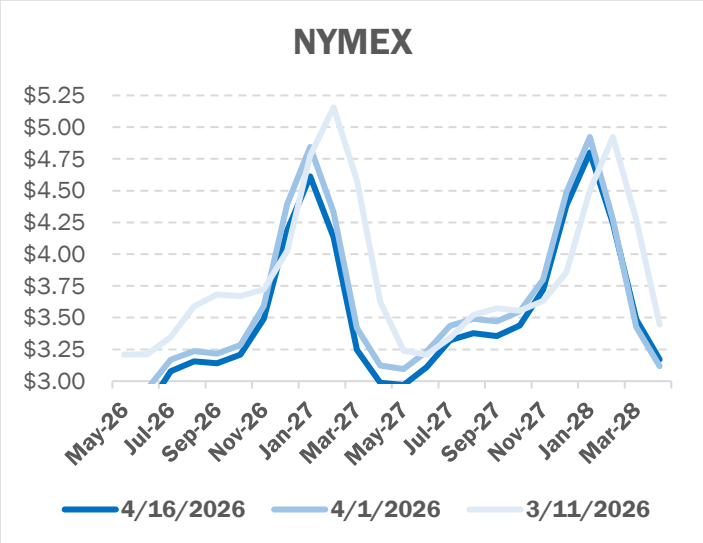
Appalachia	1146
Bakken	64
Eagle Ford	263
Haynesville	721
Permian	929
Lower 48	415
<b>Total</b>	<b>2392</b>

[Next Report: May 12]

# NATURAL GAS NEWS



## NATURAL GAS BASIS FUTURES

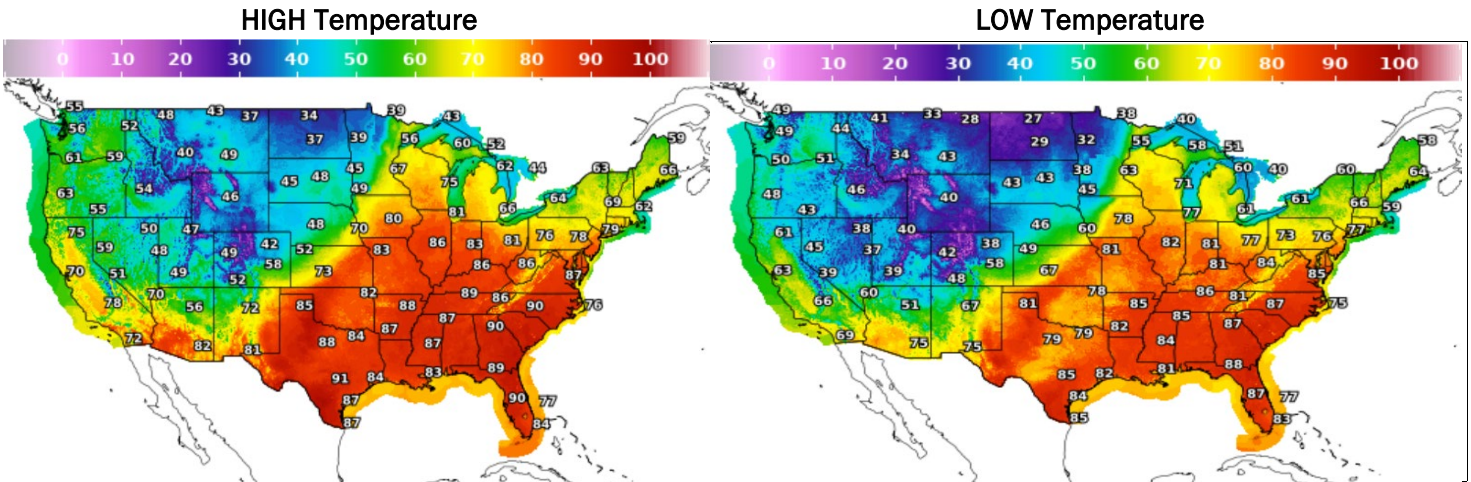


# NATURAL GAS NEWS

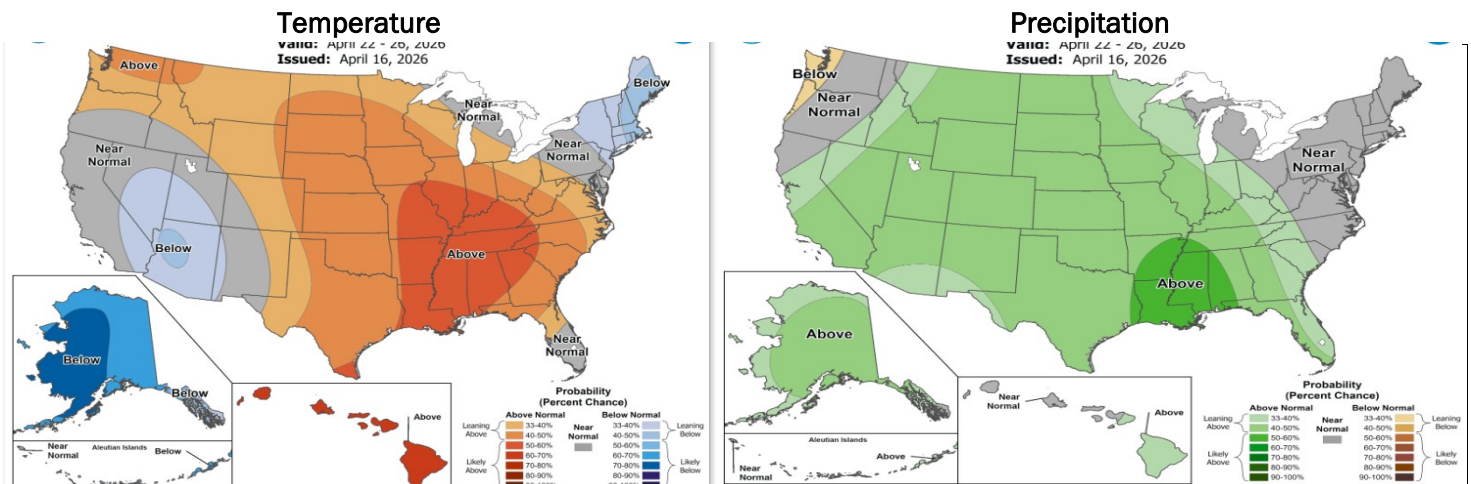


**MANSFIELD  
POWER & GAS**

## WEATHER - HIGH / LOW TEMPERATURE - TOMORROW



## WEATHER - 6 - 10 DAY OUTLOOK - NOAA



## WEATHER - 8 - 14 DAY OUTLOOK - NOAA

