

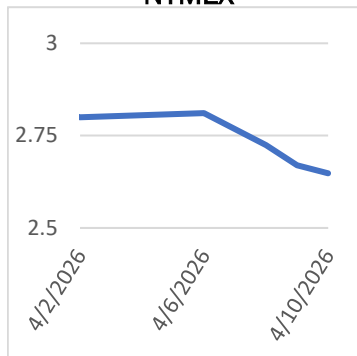
NGN

NATURAL GAS NEWS

DAILY MARKET NEWS & INFORMATION

Monday, April 13, 2026

Last Week's Prompt NYMEX



NYMEX NG Futures

Month	Close	Change
May-26	2.648	-0.022
Jun-26	2.806	-0.008
Jul-26	3.109	0.001
Aug-26	3.179	-0.002
Sep-26	3.162	-0.001
Oct-26	3.229	-0.002
Nov-26	3.505	-0.011
Dec-26	4.257	-0.027
Jan-27	4.726	-0.019
Feb-27	4.218	-0.022
Mar-27	3.297	-0.052
Apr-27	3.013	-0.042
May-27	2.994	-0.044
Jun-27	3.135	-0.045
Jul-27	3.349	-0.044
Aug-27	3.401	-0.044
Sep-27	3.376	-0.046
Oct-27	3.459	-0.041
Nov-27	3.727	-0.027
Dec-27	4.392	-0.029
Jan-28	4.822	-0.026
Feb-28	4.228	-0.012
Mar-28	3.428	-0.007
Apr-28	3.121	0.001
1 YR STRIP	3.429	-0.017
2026	3.458	-0.010

IN THE NEWS

Mansfield Market Assessment

Lots of news over the weekend on the war, as it looks like Trump will try and enforce and embargo in the Strait or Hormuz now. Crude is up 8 dollars on the news and Natural Gas up pretty much unchanged over the weekend. Production is holding around 110 Bcf/Day and weather is bearish save for the North East and PJM for a few days this week. Feels like we are still trying to find a bottom which is probably around \$2.60....

LNG Shock Hits Supply Chains as War Disrupts Global Flow

The war in the Middle East has hurt the global LNG industry and promoted a supply chain crisis that will leave global scars. The warning comes from the head of the International Gas Union and points to extended disruption in the supply of the most flexible form of natural gas. Just a year ago, even a few months ago, there were warnings of an LNG glut that was going to pressure prices around the world, especially as U.S. energy companies rushed to build new export capacity. ... For More info go to <https://tinyurl.com/mr3bs86y>

Covering Rally Risk Emerges in Weak Market

May Nymex Natural Gas settled at \$2.648 for the week ending April 10, down \$0.152 or 5.43%. Early Monday trading shows a small bounce to \$2.682 but that's not a trend change. That's short covering in an oversold market. The pressure came from the same two places it's been coming from all month. Mild temperatures knocked out heating demand and cooling demand hasn't picked up to replace it. The EIA reported a 50 Bcf storage build for early April, pushing total inventories to 1,911 Bcf... For more info go to <https://tinyurl.com/jyrecwpm>

Prompt Natural Gas (NG) Daily Sentiment

BEARISH



RESISTANCE

\$ 2.682 & \$2.716

SUPPORT

\$ 2.621 & \$2.594

NATURAL GAS

Futures	Close
NG	\$2.648
Volume	58,688
Open Int.	210,013

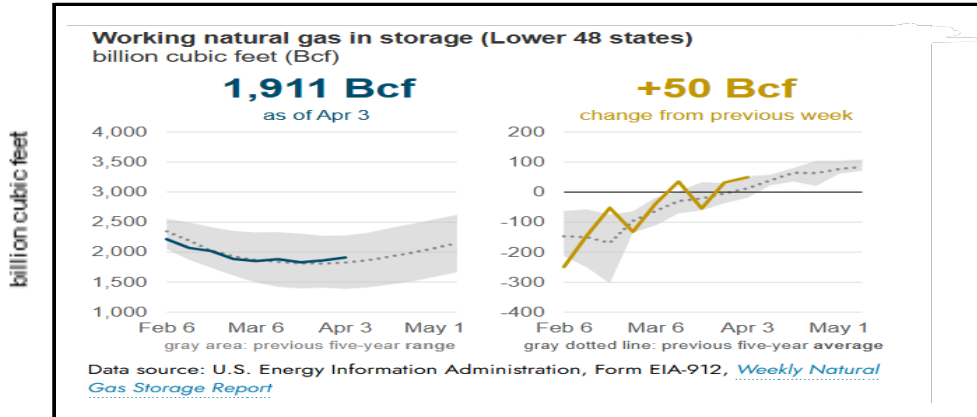
Contact Us



Mansfield Power & Gas
1025 Airport Pkwy
Gainesville, GA 30501
www.mansfield.energy

customer@mansfieldpowergas.com
Phone: (678) 207 - 3350

Working Natural Gas In Storage (Lower 48 States)



for week ending April 03, 2026 | Released: April 09, 2026 | Next Release: April 16, 2026

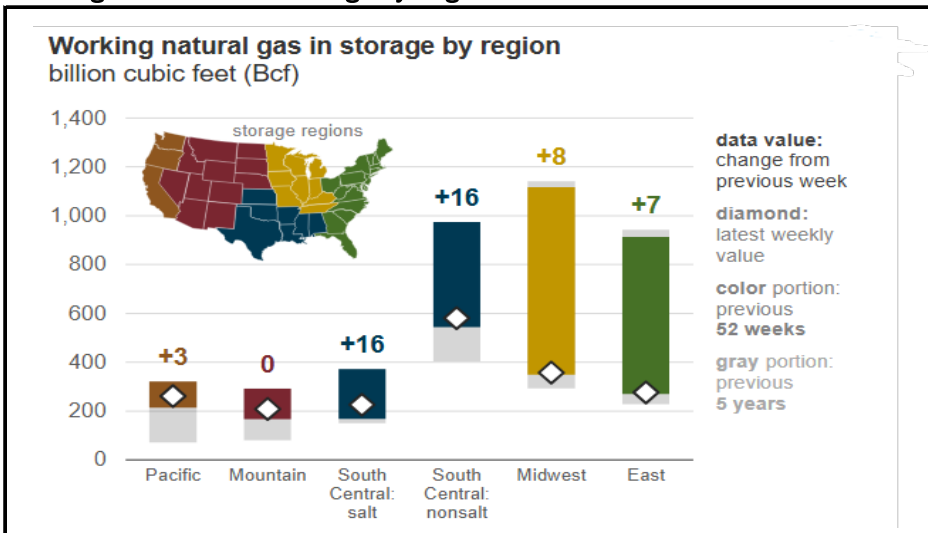
EIA Weekly Storage Actual and Surveys for

April 3, 2026

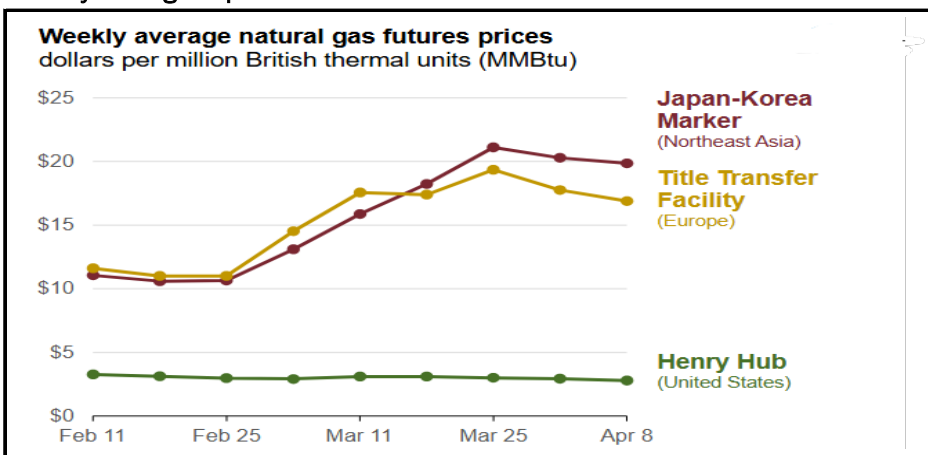
Released April 09, 2026

Range	25 to 65
S&P Global	44
FX Street	41
Investing.com	41

Working Natural Gas In Storage By Region



Weekly Average Liquid Natural Gas Futures Price



Total Working Gas In Storage

1911 BCF

50 BCF (LAST WEEK)

89 BCF (LAST YEAR)

87 BCF (5-YEAR AVG)

Active Rigs By Region

Source: NGI's Daily Gas Index

As of date: 4/7/2026

Appalachia	39
Bakken	28
Eagle Ford	50
Haynesville	56
Permian	242
Lower 48	115

[Next Report: May 12]

Mansfield EIA Prediction

40

Natural Gas Production Change

Appalachia	-1133
Bakken	-65
Eagle Ford	-282
Haynesville	-801
Permian	-756
Lower 48	-404
Total	-3441

[Next Report: May 12]

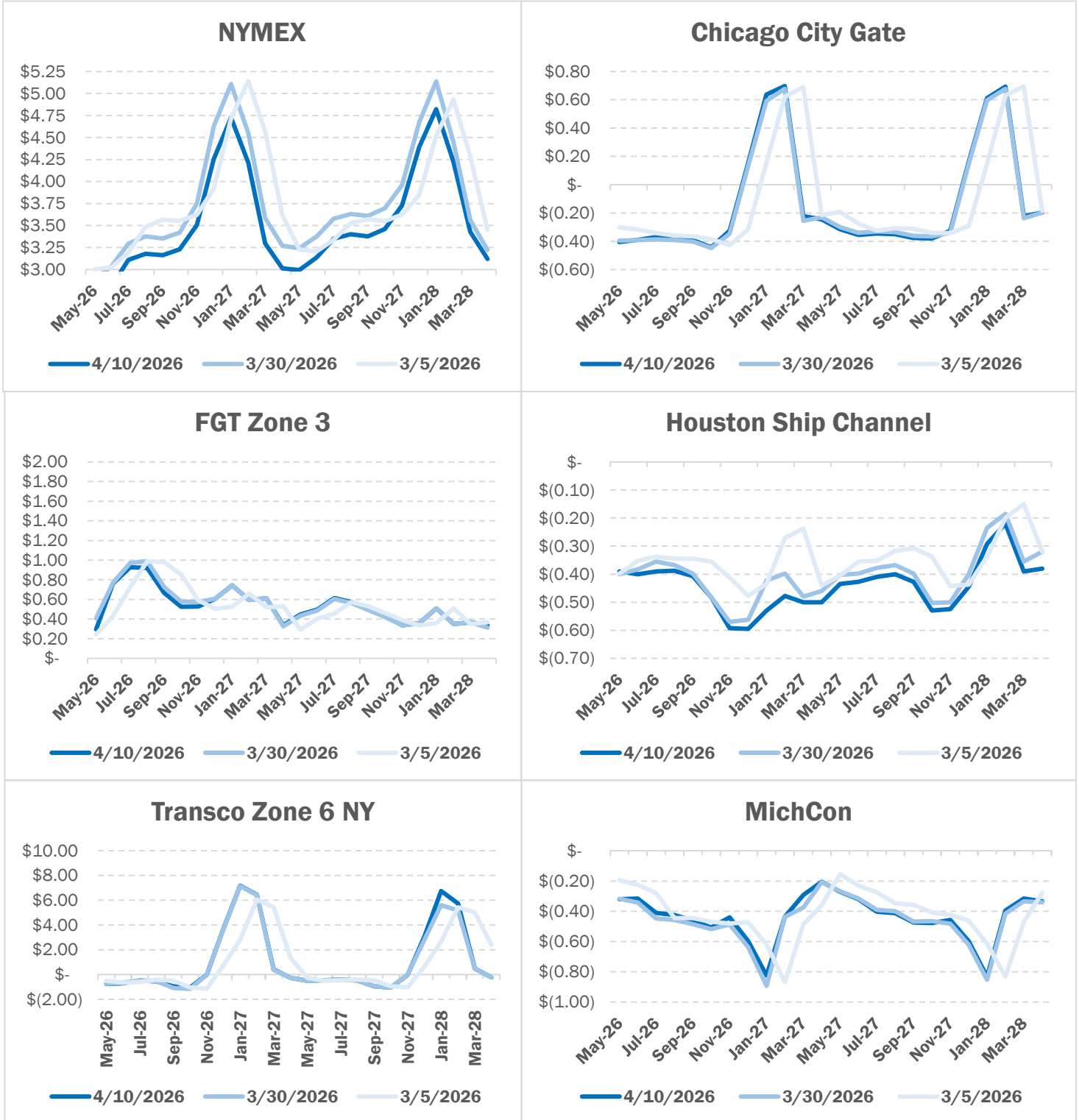
Source: ICE

© 2024

Mansfield Energy Corp. All rights reserved.

Monday, April 13, 2026

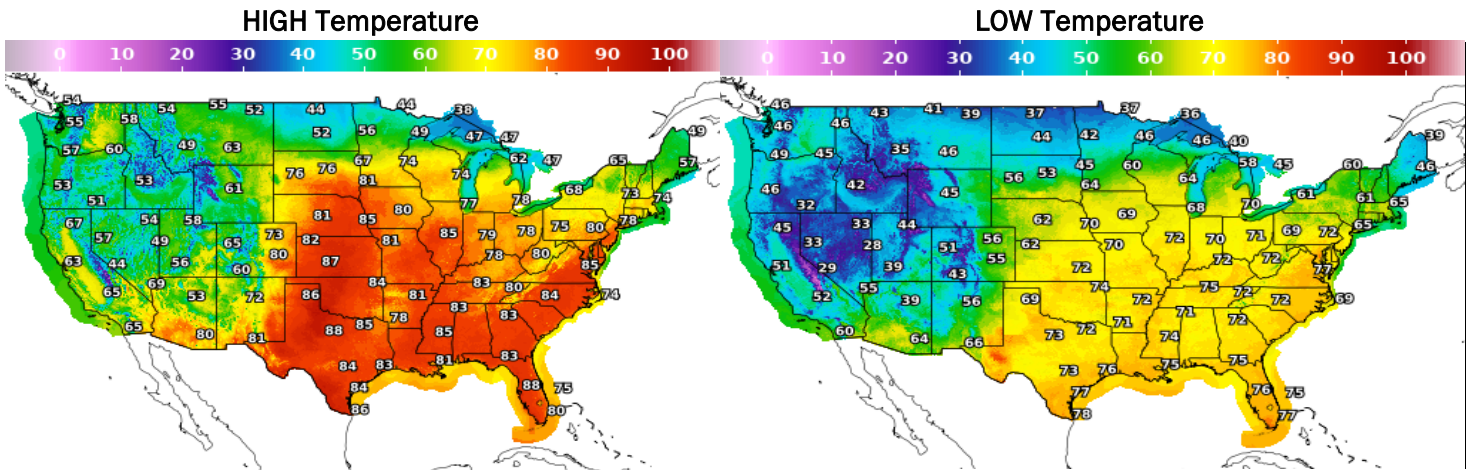
NATURAL GAS BASIS FUTURES



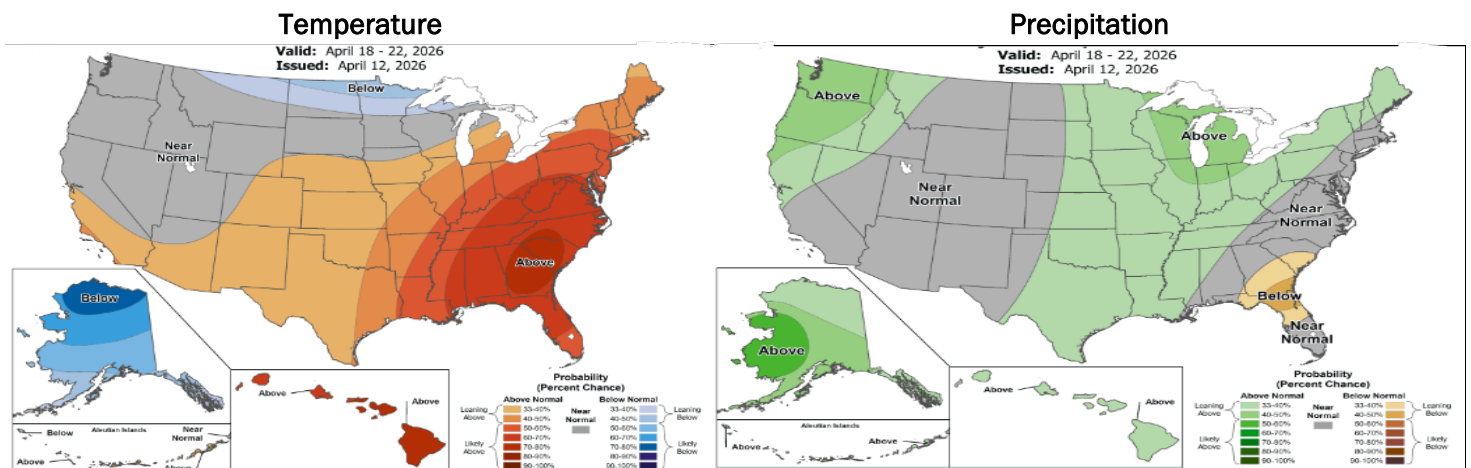
Source: NOAA

Monday, April 13, 2026

WEATHER - HIGH / LOW TEMPERATURE - TOMORROW



WEATHER - 6 - 10 DAY OUTLOOK - NOAA



WEATHER - 8 - 14 DAY OUTLOOK - NOAA

