

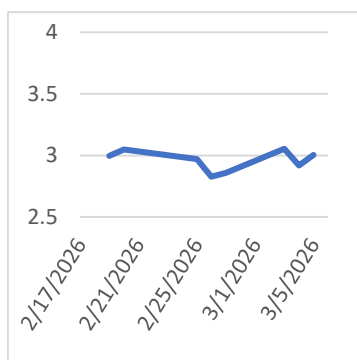
# NGN

## NATURAL GAS NEWS

DAILY MARKET NEWS & INFORMATION

Friday, March 6, 2026

### Last Week's Prompt NYMEX



### NYMEX NG Futures

Month	Close	Change
Apr-26	3.003	0.086
May-26	3.023	0.083
Jun-26	3.191	0.080
Jul-26	3.485	0.094
Aug-26	3.567	0.096
Sep-26	3.553	0.095
Oct-26	3.620	0.100
Nov-26	3.919	0.112
Dec-26	4.714	0.201
Jan-27	5.142	0.243
Feb-27	4.571	0.195
Mar-27	3.621	0.089
Apr-27	3.227	0.033
May-27	3.206	0.027
Jun-27	3.339	0.022
Jul-27	3.526	0.023
Aug-27	3.573	0.021
Sep-27	3.551	0.018
Oct-27	3.624	0.020
Nov-27	3.847	0.020
Dec-27	4.516	0.060
Jan-28	4.931	0.085
Feb-28	4.285	0.036
Mar-28	3.449	-0.006
1 YR STRIP	3.784	0.123
2026	3.803	0.123

### IN THE NEWS

#### Energy shock fears rise as the Iran war chokes supplies

BANGKOK (AP) — Global energy trade is in turmoil as war around the Persian Gulf chokes off oil and natural gas shipments, causing prices to soar. Asia is the most exposed since it relies heavily on imported fuel, much of it shipped through the Strait of Hormuz, the narrow passageway that carries a fifth of global trade in crude oil and liquified natural gas, or LNG. About 13 million barrels of oil per day moved through the corridor in 2025, according to energy consultancy Kpler....  
<https://tinyurl.com/5dsfk247>

#### Nat-Gas Prices Rally On Larger Fall Inventories

April Nymex natural gas (NGJ26) on Thursday closed up by +0.086 (+2.95%). April nat-gas prices rallied on Thursday and settled higher due to a larger-than-expected storage withdrawal. The EIA reported that nat-gas inventories for the week ended February 27 fell by -132 bcf, a larger draw than expectations of -124 bcf. Gains in nat-gas prices were limited on Thursday amid forecasts of warmer US weather, potentially reducing nat-gas heating demand.... For More info go to <https://tinyurl.com/32ve9x3e>

#### LNG Disruption Sets Up Bullish Futures Forecast

U.S. natural gas futures are sharply higher on Tuesday as traders price in the possibility of greater demand for U.S. LNG product. The catalyst behind the price surge is the widening war in the Middle East, which has led to a shutdown of a key shipping route, the Strait of Hormuz. According to reports, about 20% of the global LNG trade ships through the Strait, putting at risk product intended for Europe and Asia.... For more info go to <https://tinyurl.com/ay82c2kb>

### Prompt Natural Gas (NG) Daily

Sentiment

NEUTRAL



RESISTANCE
\$ 3.059 & \$3.116
SUPPORT
\$ 2.933 & \$2.864

### NATURAL GAS

Futures	Close
NG	\$3.003
Volume	58,014
Open Int.	193,807

### Contact Us



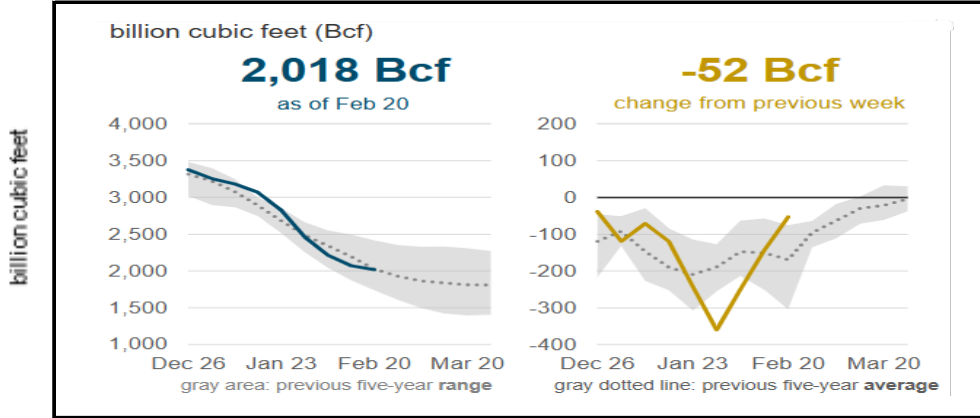
**Mansfield Power & Gas**  
1025 Airport Pkwy  
Gainesville, GA 30501  
[www.mansfield.energy](http://www.mansfield.energy)

customer@mansfieldpowergas.com  
Phone: (678) 207 - 3350

# NATURAL GAS NEWS



## Working Natural Gas In Storage (Lower 48 States)



for week ending February 27, 2026 | Released: March 05, 2026 | Next Release: March 12, 2026

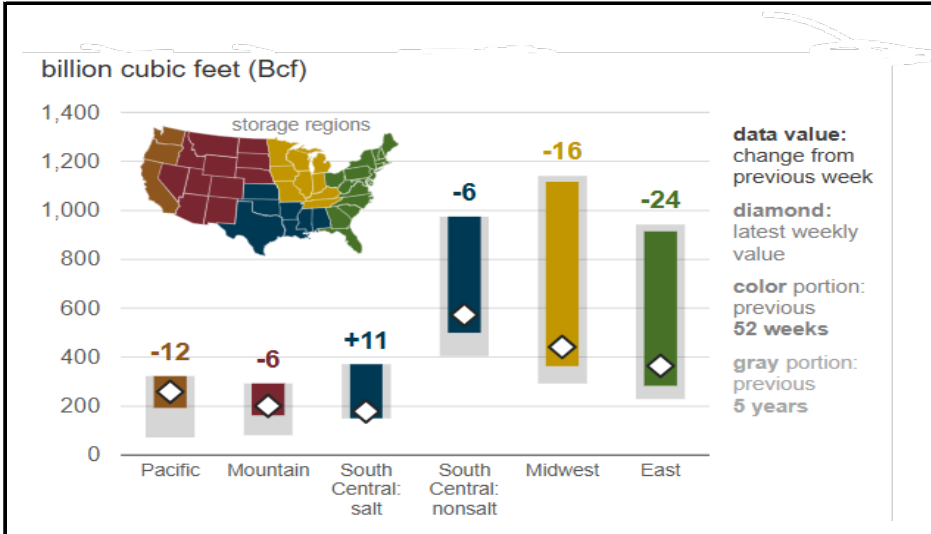
### EIA Weekly Storage Actual and Surveys for

February 27, 2026

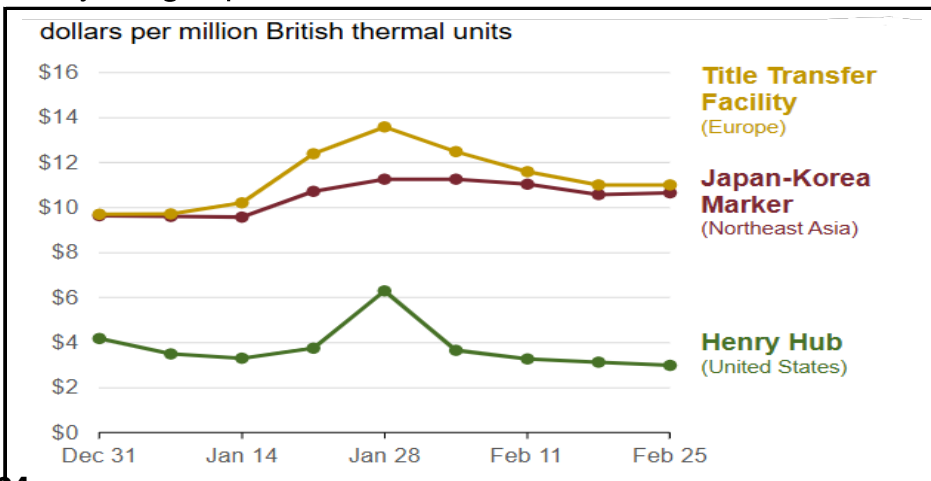
Released March 05, 2026

Range	-132 to -122
S&P Global	-0.06
FX Street	-132
Investing.com	-122

## Working Natural Gas In Storage By Region



## Weekly Average Liquid Natural Gas Futures Price



## Total Working Gas In Storage

**-132 BCF**

- 242 BCF (LAST WEEK)
- 1903 BCF (LAST YEAR)
- 2061 BCF (5-YEAR AVG)

## Active Rigs By Region

Source: NGI's Daily Gas Index

As of date: 2/10/2026

Appalachia	36
Bakken	31
Eagle Ford	51
Haynesville	39
Permian	273
<b>Lower 48</b>	<b>110</b>

[Next Report: March 10]

## Mansfield EIA Prediction

**-117**

Natural Gas Production Change

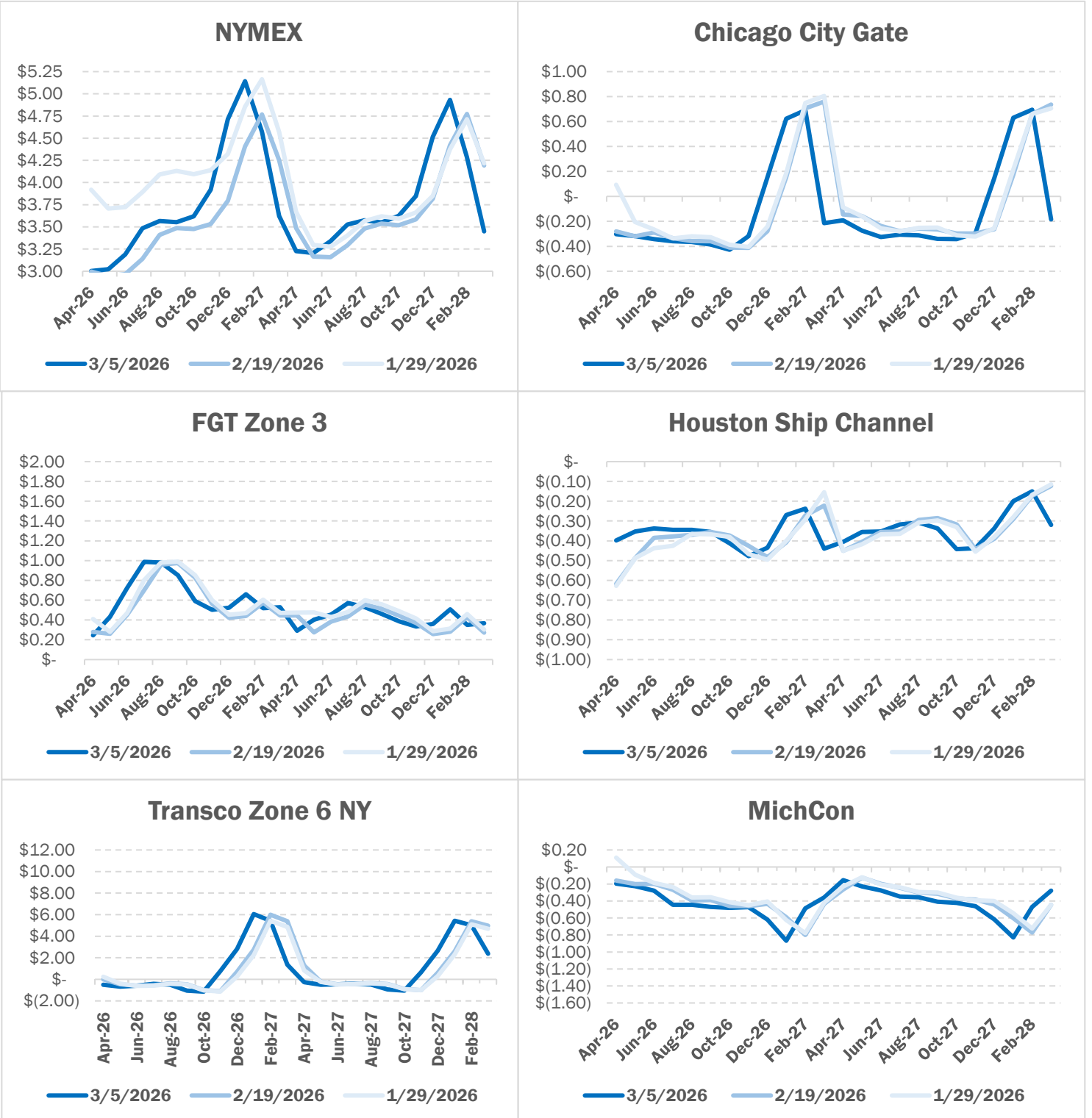
Appalachia	805
Bakken	757
Eagle Ford	-265
Haynesville	-707
Permian	-737
Lower 48	-394
<b>Total</b>	<b>-3179</b>

[Next Report: March 10]

# NATURAL GAS NEWS



## NATURAL GAS BASIS FUTURES

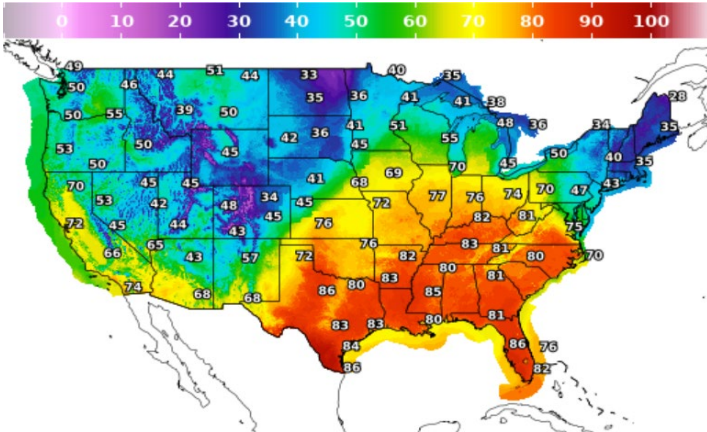


# NATURAL GAS NEWS

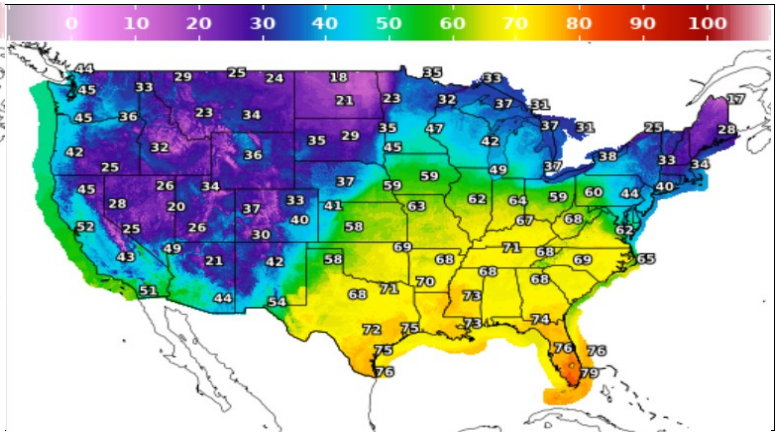


## WEATHER - HIGH / LOW TEMPERATURE - TOMORROW

### HIGH Temperature



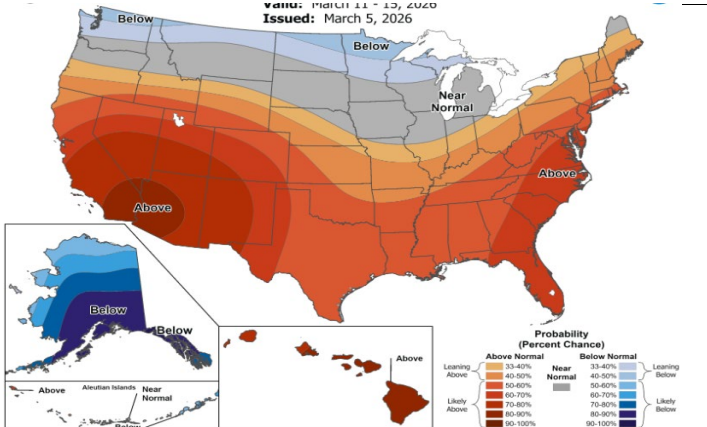
### LOW Temperature



## WEATHER - 6 - 10 DAY OUTLOOK - NOAA

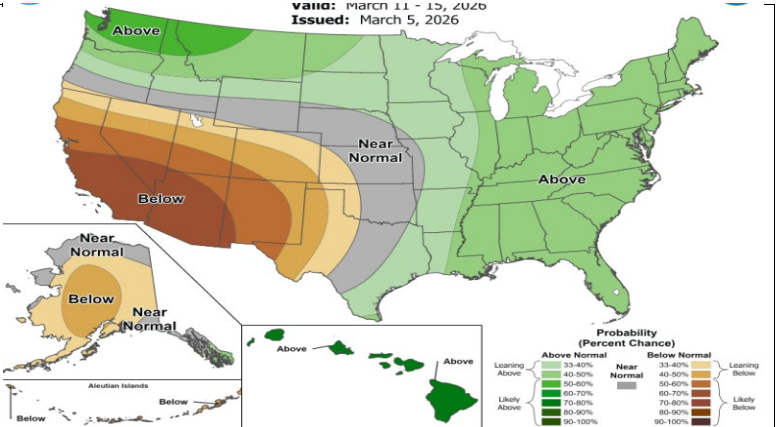
### Temperature

valid: March 11 - 15, 2026  
Issued: March 5, 2026



### Precipitation

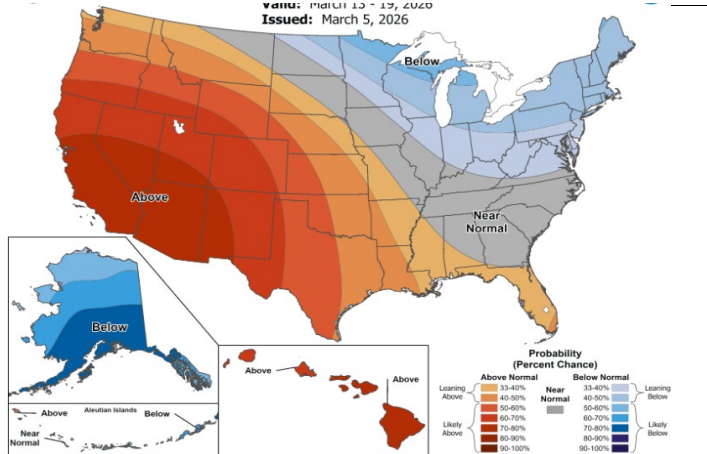
valid: March 11 - 15, 2026  
Issued: March 5, 2026



## WEATHER - 8 - 14 DAY OUTLOOK - NOAA

### Temperature

valid: March 13 - 19, 2026  
Issued: March 5, 2026



### Precipitation

valid: March 13 - 19, 2026  
Issued: March 5, 2026

