

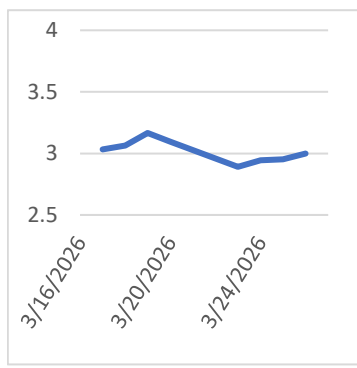
NGN

NATURAL GAS NEWS

DAILY MARKET NEWS & INFORMATION

Monday, March 30, 2026

Last Week's Prompt NYMEX



NYMEX NG Futures

Month	Close	Change
Apr-26	2.999	0.047
May-26	2.928	0.016
Jun-26	3.059	0.016
Jul-26	3.321	0.011
Aug-26	3.402	0.004
Sep-26	3.381	0.001
Oct-26	3.442	0.002
Nov-26	3.756	0.003
Dec-26	4.654	0.011
Jan-27	5.118	0.032
Feb-27	4.558	0.022
Mar-27	3.603	0.024
Apr-27	3.263	0.003
May-27	3.232	0.004
Jun-27	3.365	0.003
Jul-27	3.561	0.000
Aug-27	3.610	-0.001
Sep-27	3.585	-0.002
Oct-27	3.672	0.002
Nov-27	3.945	0.008
Dec-27	4.663	0.022
Jan-28	5.112	0.024
Feb-28	4.434	0.024
Mar-28	3.559	0.023
1 YR STRIP	3.685	0.016
2026	3.707	0.011

IN THE NEWS

Natural Gas Continues to See Selling

The natural gas markets have fallen rather significantly during the trading session on Monday as we continue to see a lot of demand destruction due to the warmer temperatures in the United States. In fact, we're now starting to see the eastern half of the United States see warmer temperatures, and that is where most of the demand comes from. With that situation brewing, it's difficult to imagine a scenario where natural gas really starts to take off.... <https://tinyurl.com/ycxsm3y4>

International Prices Spike as US Markets Face Local Glut

The global natural gas market has entered a period of unprecedented divergence as of late March 2026. While international benchmarks have skyrocketed following devastating attacks on Qatar's primary export infrastructure, the United States domestic market is grappling with a historic "methane meltdown." A record 52.3% collapse in U.S. natural gas prices earlier this quarter has created a stark contrast to the energy crisis unfolding across Europe and Asia.... For More info go to <https://tinyurl.com/yk6m65j3>

Bearish Forecast: Weather Weighs Despite LNG Demand

May Natural Gas futures opened the week higher, but quickly turned lower on Monday after posting another lower close last week. The loss marked the third straight week of lower highs and lower lows. Today's early price action suggests that bearish traders are going to try to make it four in a row by taking out \$2.825. This move will reaffirm the downtrend and put the late February low at \$2.807 on the radar.... For more info go to <https://tinyurl.com/5338vvyz>

Prompt Natural Gas (NG) Daily Sentiment

BEARISH



RESISTANCE

\$ 3.086 & \$3.146

SUPPORT

\$ 2.94 & \$2.852

NATURAL GAS

Futures	Close
NG	\$2.999
Volume	70,319
Open Int.	305,882

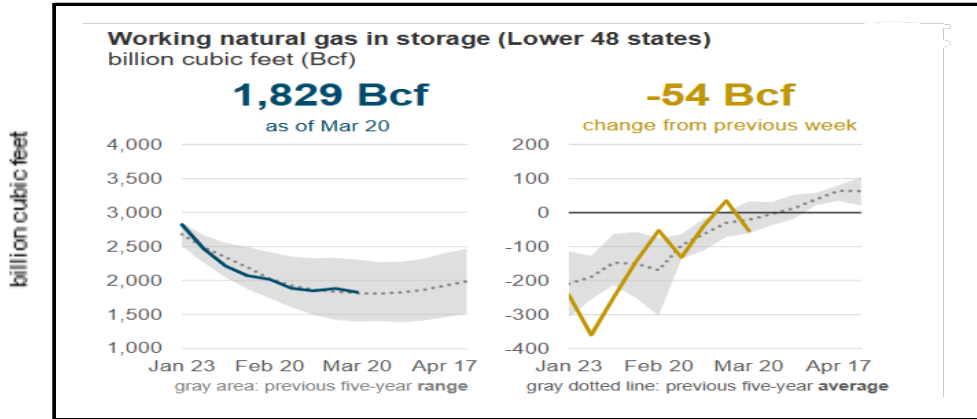
Contact Us



Mansfield Power & Gas
2765 Woodwin Rd.
Doraville, GA 30305
www.mansfield.energy

customercare@mansfieldpowergas.com
Phone: (678) 207 - 3350

Working Natural Gas In Storage (Lower 48 States)



for week ending March 20, 2026 | Released: March 26, 2026 | Next Release: April 02, 2026

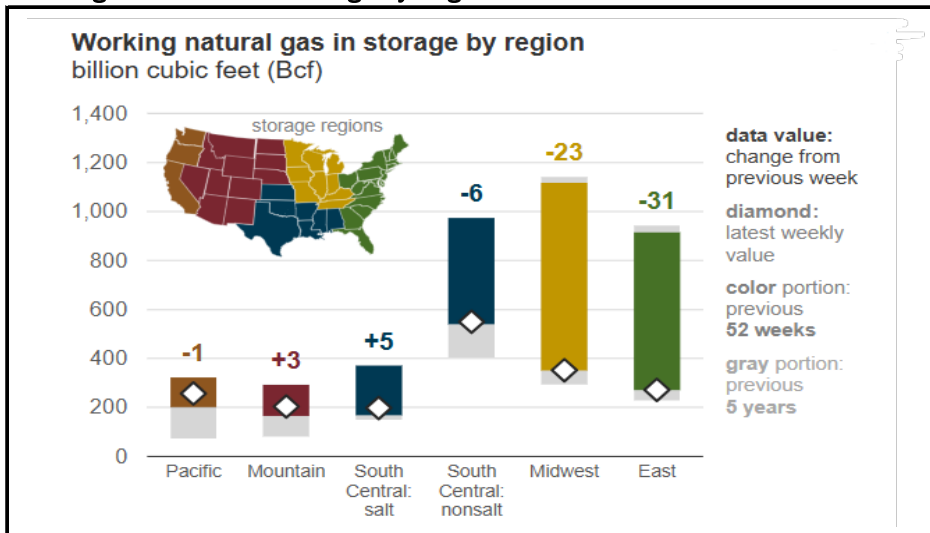
EIA Weekly Storage Actual and Surveys for

March 20, 2026

Released March 26, 2026

Range	-25 to -61
S&P Global	-48
FX Street	-49
Investing.com	-49

Working Natural Gas In Storage By Region



Total Working Gas In Storage

1829 BCF

-54 BCF (LAST WEEK)

90 BCF (LAST YEAR)

14 BCF (5-YEAR AVG)

Active Rigs By Region

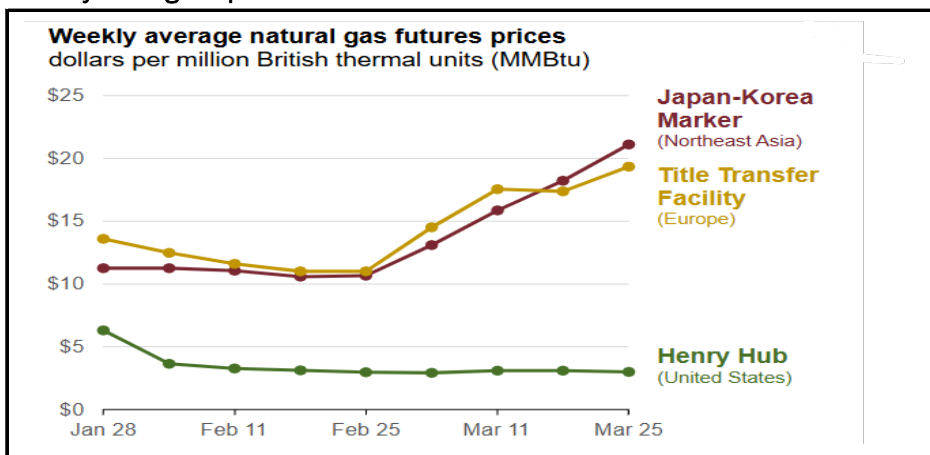
Source: NGI's Daily Gas Index

As of date: 3/10/2025

Appalachia	40
Bakken	28
Eagle Ford	48
Haynesville	55
Permian	240
Lower 48	121

[Next Report: April 07]

Weekly Average Liquid Natural Gas Futures Price



Mansfield EIA Prediction

-45

Natural Gas Production Change

Appalachia	-1037
Bakken	-65
Eagle Ford	-265
Haynesville	-707
Permian	-737
Lower 48	-394
Total	-3205

[Next Report: April 07]

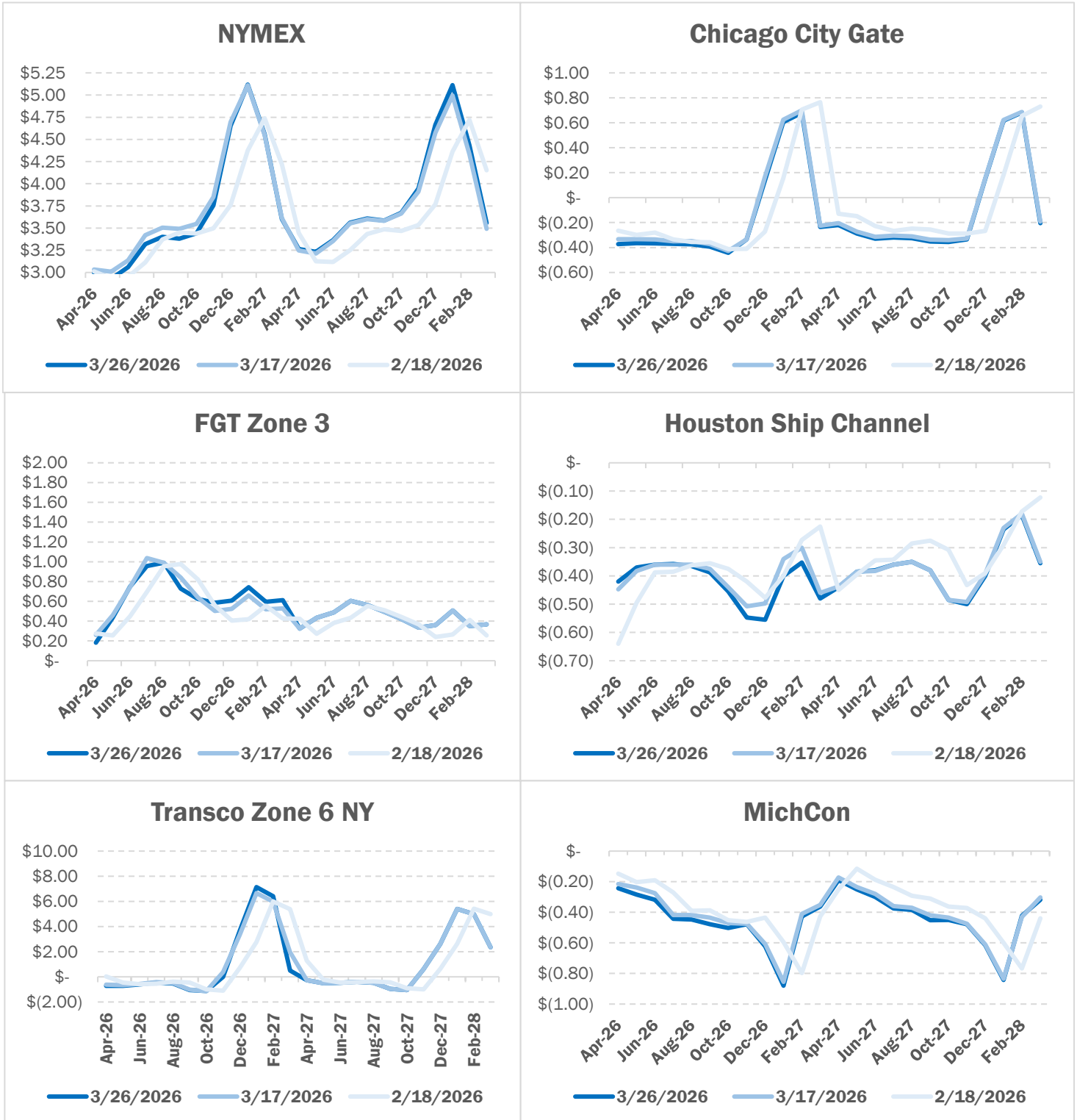
Source: ICE

© 2024

Mansfield Energy Corp. All rights reserved.

Monday, March 30, 2026

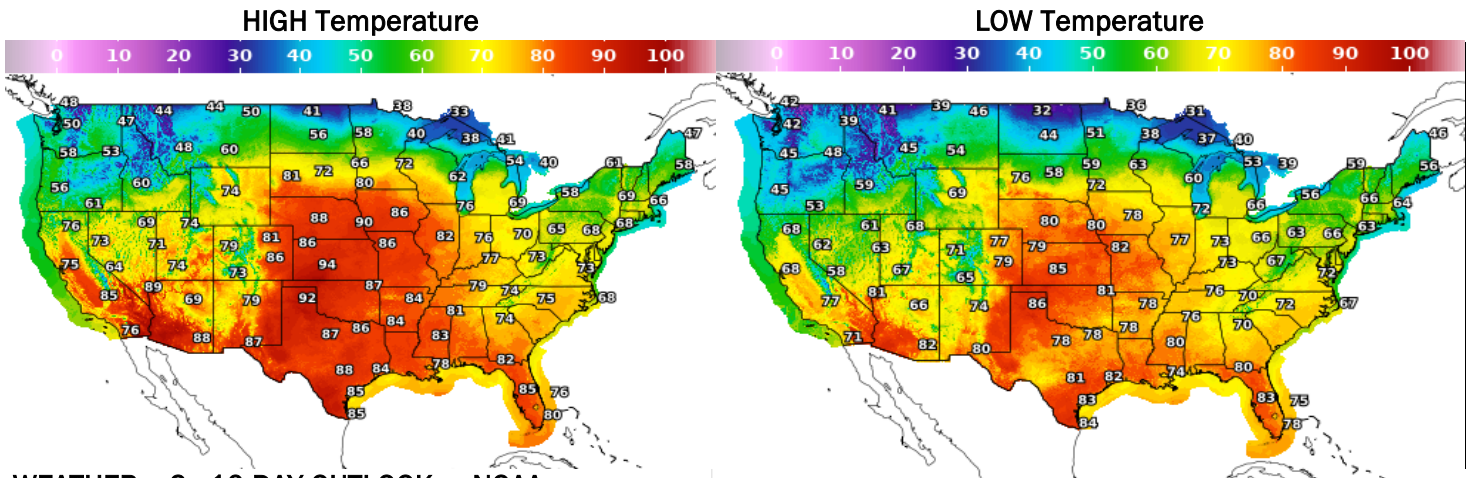
NATURAL GAS BASIS FUTURES



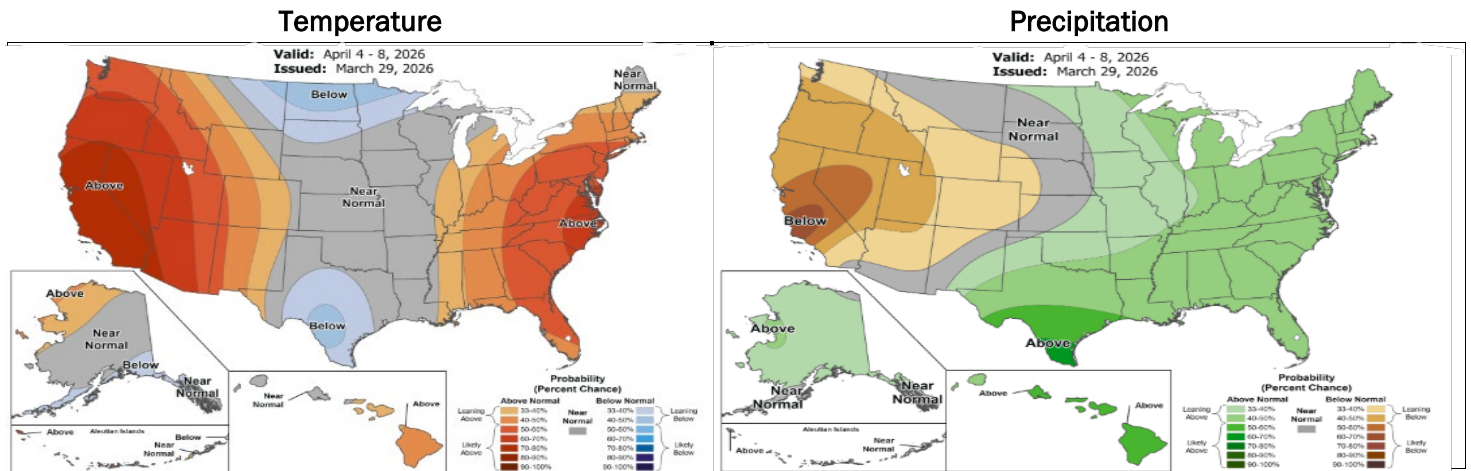
Source: NOAA

Monday, March 30, 2026

WEATHER - HIGH / LOW TEMPERATURE - TOMORROW



WEATHER - 6 - 10 DAY OUTLOOK - NOAA



WEATHER - 8 - 14 DAY OUTLOOK - NOAA

