

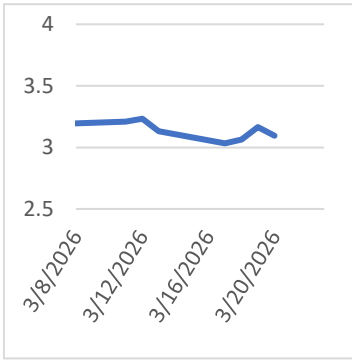
# NGN

## NATURAL GAS NEWS

### DAILY MARKET NEWS & INFORMATION

Monday, March 23, 2026

#### Last Week's Prompt NYMEX



#### NYMEX NG Futures

Month	Close	Change
Apr-26	3.095	-0.071
May-26	3.064	-0.062
Jun-26	3.190	-0.053
Jul-26	3.457	-0.034
Aug-26	3.544	-0.027
Sep-26	3.530	-0.023
Oct-26	3.591	-0.021
Nov-26	3.924	-0.024
Dec-26	4.842	-0.017
Jan-27	5.358	0.016
Feb-27	4.739	0.007
Mar-27	3.721	-0.027
Apr-27	3.320	-0.016
May-27	3.274	-0.012
Jun-27	3.408	-0.008
Jul-27	3.607	-0.002
Aug-27	3.656	0.000
Sep-27	3.631	-0.001
Oct-27	3.718	0.002
Nov-27	3.976	0.013
Dec-27	4.668	0.012
Jan-28	5.143	0.021
Feb-28	4.427	0.023
Mar-28	3.542	0.024
1 YR STRIP 2026	3.838 3.857	-0.028 -0.027

#### IN THE NEWS

##### Mansfield Market Assessment

Tons of moving pieces today as the war news is all over the place. Trump postponed the utility strikes for 5 days and has said that talks with the Iranians are going well. Of course, Iran came out and denied any talks were occurring. It's a headline driven market here and one must stay vigilant as the price moves are going to be violent. Currently natural gas is down \$0.15 and please remember, the weather is very bearish at least thru the 11-15-time frame. In a few weeks the above's in the South will produce CDD demand right around the week of the Masters!...

##### Nat Gas Futures Pressured by Storage Surplus

Since December, April natural gas futures broke to the weak side of the 52-week moving average twice. The first sell-off during the week-ending December 12 triggered a steep break from \$3.685 to \$2.604. The second sell-off from \$3.644 was stopped by \$2.775. I think it's important to watch the lower end of the range because the formation of the secondary higher bottom at \$2.775 in late February suggests supply worries.... For More info go to <https://tinyurl.com/2pp7p642>

##### Hormuz Risk Fears - is WTI Ready to Moon?

WTI crude is still hovering between \$99 and \$101 a barrel, despite having touched \$101.50 earlier in the day. This move just keeps picking up steam, extending a rally of around 50% from where things were in late February, when prices first dipped below \$70. Meanwhile Brent is holding steady at above \$112. The price surge can largely be attributed to all the alarm bells that are ringing about supply disruptions in the Strait of Hormuz.... For more info go to <https://tinyurl.com/3pbsvahn>

#### Prompt Natural Gas (NG) Daily Sentiment

BEARISH



RESISTANCE

\$ 3.129 & \$3.095

SUPPORT

\$ 3.005 & \$2.947

#### NATURAL GAS

Futures	Close
NG	\$3.095
Volume	39,814
Open Int.	51,693

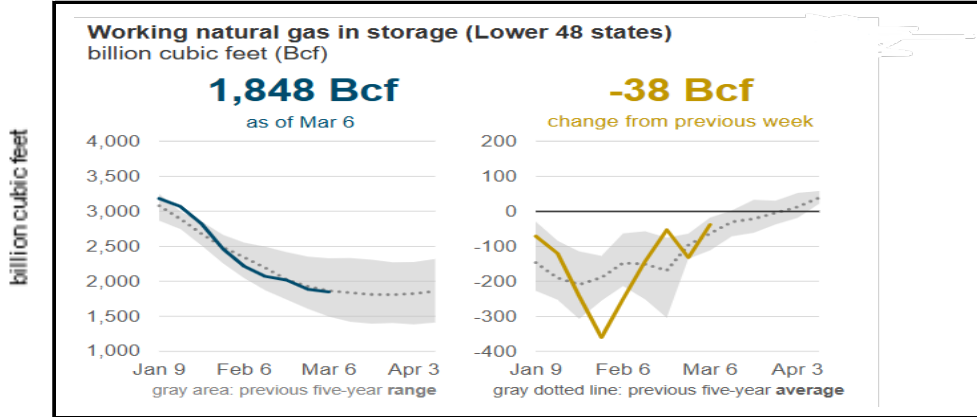
#### Contact Us



**Mansfield Power & Gas**  
1025 Airport Pkwy  
Gainesville, GA 30501  
[www.mansfield.energy](http://www.mansfield.energy)

[customercare@mansfieldpowergas.com](mailto:customercare@mansfieldpowergas.com)  
Phone: (678) 207 - 3350

## Working Natural Gas In Storage (Lower 48 States)



for week ending March 13, 2026 | Released: March 19, 2026 | Next Release: March 26, 2026

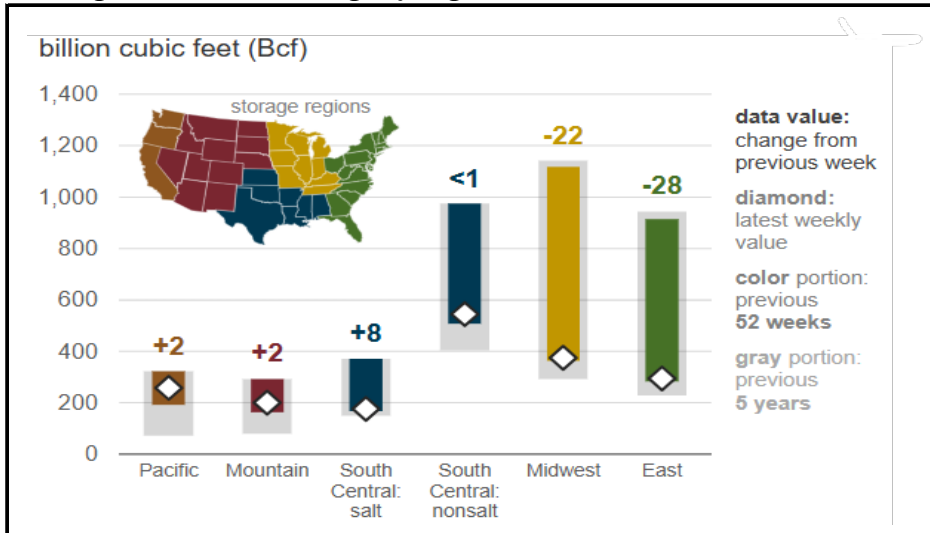
## EIA Weekly Storage Actual and Surveys for

March 13, 2026

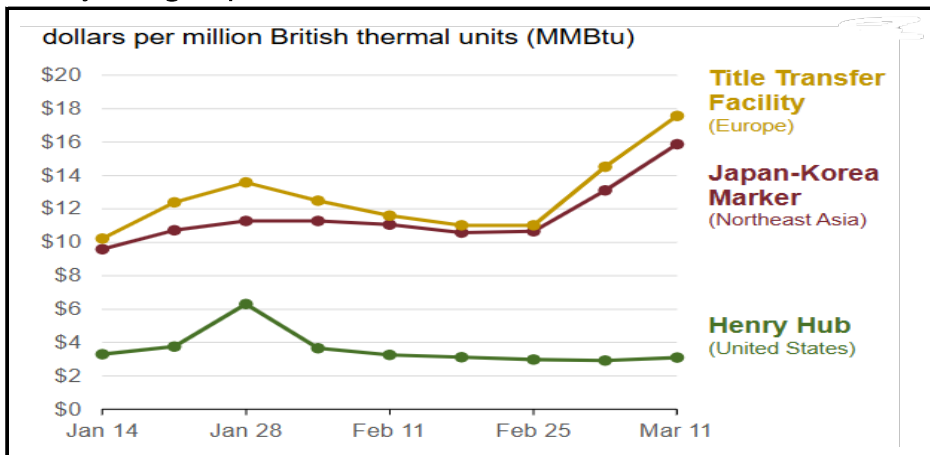
Released March 19, 2026

Range	35 to 39
S&P Global	-43
FX Street	-42
Investing.com	35

## Working Natural Gas In Storage By Region



## Weekly Average Liquid Natural Gas Futures Price



## Total Working Gas In Storage

**1883 BCF**

35 BCF (LAST WEEK)

177 BCF (LAST YEAR)

47 BCF (5-YEAR AVG)

## Active Rigs By Region

Source: NGI's Daily Gas Index

As of date: 3/10/2025

Appalachia	39
Bakken	28
Eagle Ford	47
Haynesville	47
Permian	244
<b>Lower 48</b>	<b>122</b>

[Next Report: April 07]

## Mansfield EIA Prediction

**25**

Natural Gas Production Change

Appalachia	72
Bakken	60
Eagle Ford	-265
Haynesville	-707
Permian	-737
Lower 48	-394
<b>Total</b>	<b>-3205</b>

[Next Report: April 07]

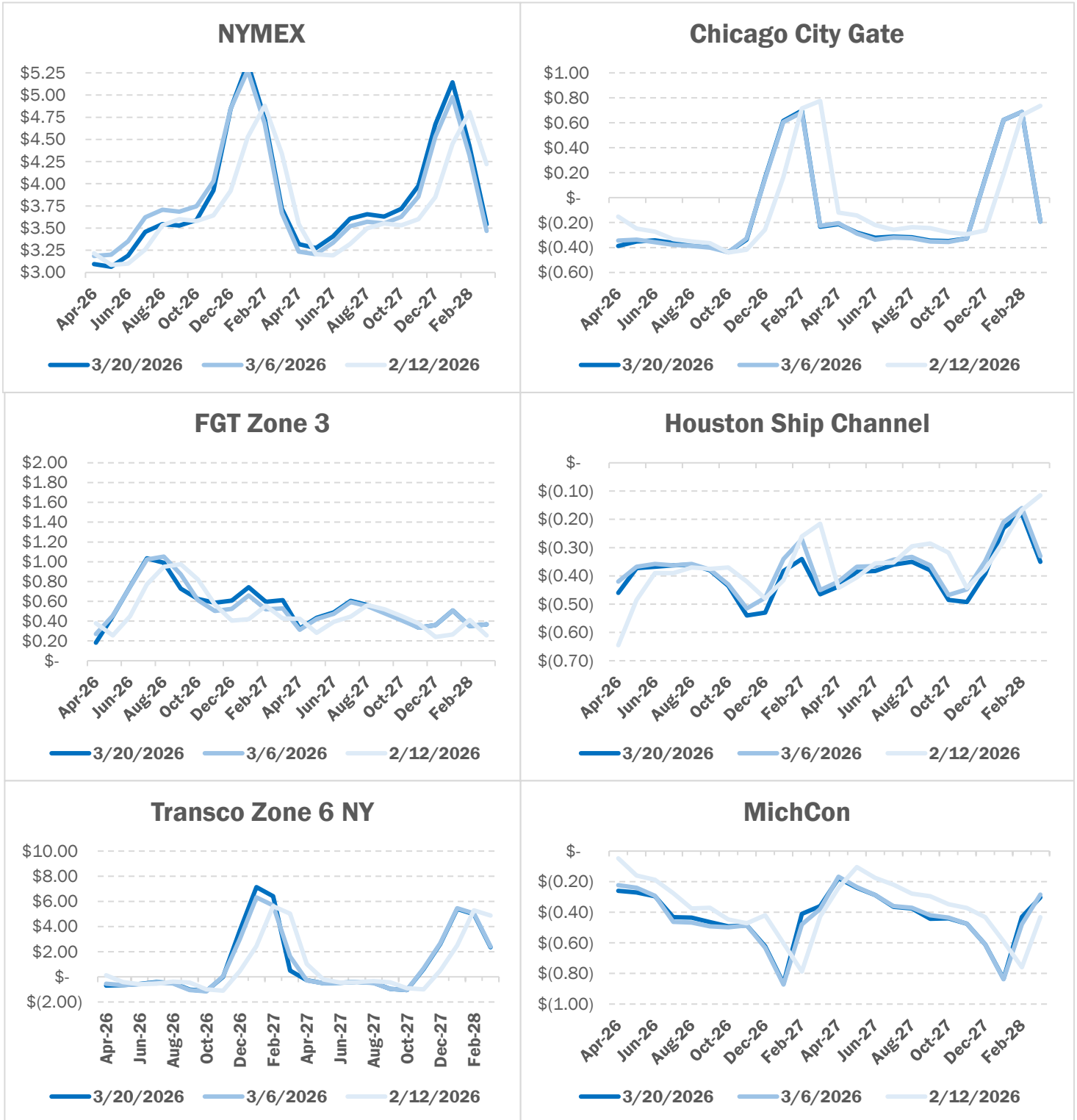
Source: ICE

© 2024

Mansfield Energy Corp. All rights reserved.

Monday, March 23, 2026

## NATURAL GAS BASIS FUTURES

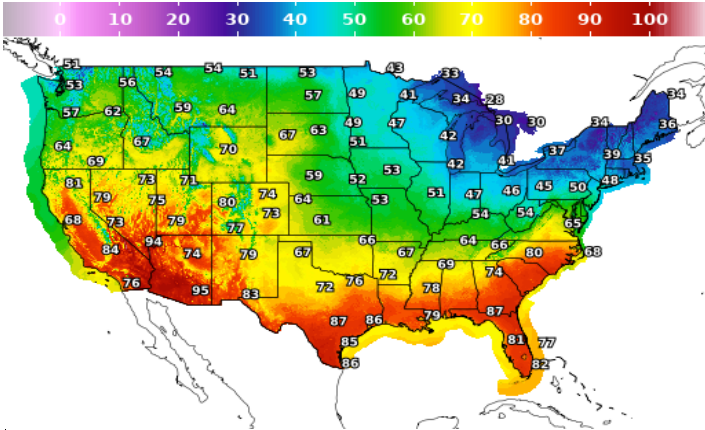


Source: NOAA

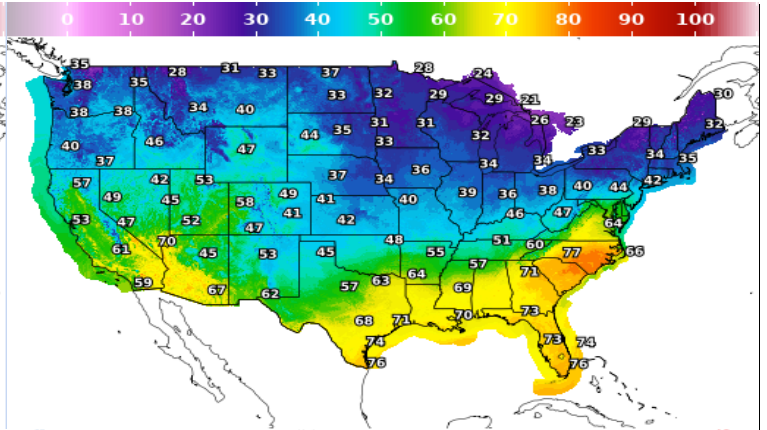
Monday, March 23, 2026

## WEATHER - HIGH / LOW TEMPERATURE - TOMORROW

### HIGH Temperature



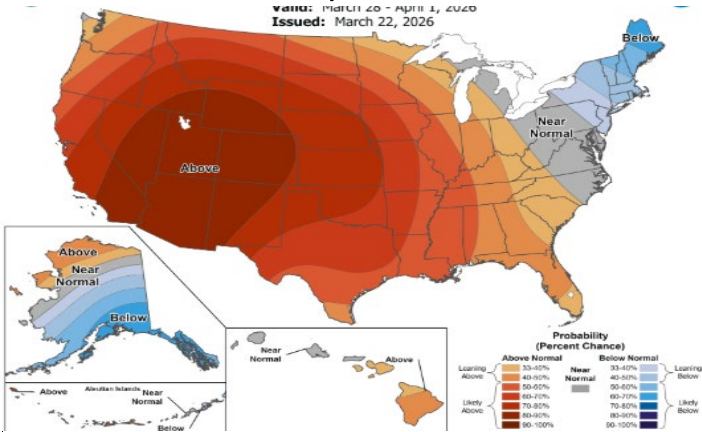
### LOW Temperature



## WEATHER - 6 - 10 DAY OUTLOOK - NOAA

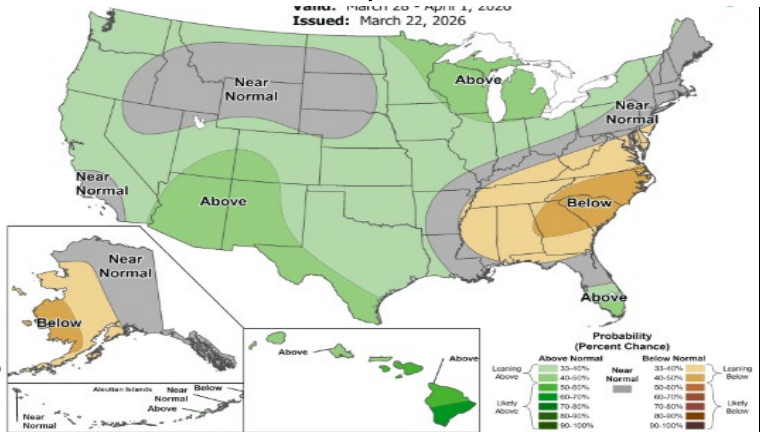
### Temperature

Valid: March 26 - April 1, 2026  
Issued: March 22, 2026



### Precipitation

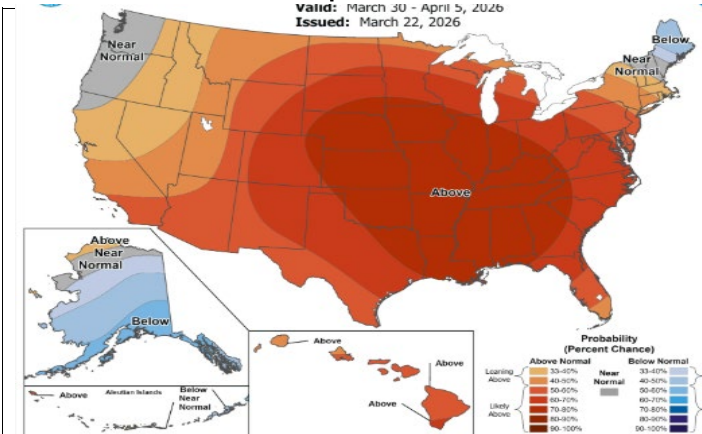
Valid: March 26 - April 1, 2026  
Issued: March 22, 2026



## WEATHER - 8 - 14 DAY OUTLOOK - NOAA

### Temperature

Valid: March 30 - April 5, 2026  
Issued: March 22, 2026



### Precipitation

Valid: March 30 - April 5, 2026  
Issued: March 22, 2026

