

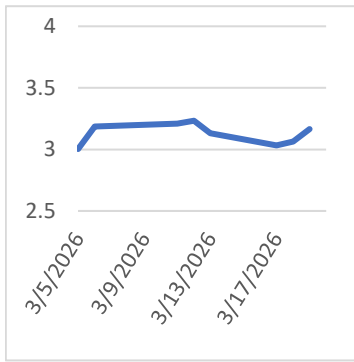
# NGN

## NATURAL GAS NEWS

### DAILY MARKET NEWS & INFORMATION

Friday, March 20, 2026

#### Last Week's Prompt NYMEX



#### NYMEX NG Futures

Month	Close	Change
Apr-26	3.166	0.101
May-26	3.126	0.093
Jun-26	3.243	0.081
Jul-26	3.491	0.063
Aug-26	3.571	0.061
Sep-26	3.553	0.062
Oct-26	3.612	0.062
Nov-26	3.948	0.076
Dec-26	4.859	0.109
Jan-27	5.342	0.167
Feb-27	4.732	0.129
Mar-27	3.748	0.088
Apr-27	3.336	0.057
May-27	3.286	0.042
Jun-27	3.416	0.037
Jul-27	3.609	0.034
Aug-27	3.656	0.033
Sep-27	3.632	0.028
Oct-27	3.716	0.029
Nov-27	3.963	0.029
Dec-27	4.656	0.043
Jan-28	5.122	0.082
Feb-28	4.404	0.039
Mar-28	3.518	0.006
1 YR STRIP	3.866	0.091
2026	3.880	0.086

#### IN THE NEWS

##### Artic Storms Trigger 20% Spike in US Nat-Gas Prices

HOUSTON — A brutal and unexpected late-season arctic blast, dubbed the "St. Patrick's Day Freeze" by meteorologists, has sent U.S. natural gas prices soaring by 20% this week. The sudden spike caught traders off guard as the market was already grappling with extreme sensitivity to geopolitical risks in the Middle East, leading to a volatile convergence of weather-driven demand and supply-chain anxiety....

<https://tinyurl.com/3z8zh8tb>

##### Israel Says It Will Not Strike Key Iranian Nat Gas Field

DUBAI, United Arab Emirates — Israel pledged to refrain from more strikes on a key Iranian gas field after Iran intensified attacks Thursday on oil and natural gas facilities around the Gulf, raising the stakes in a war that has sent shock waves through energy markets and the global economy. Global fuel supplies were already under pressure because of Iran's stranglehold on the Strait of Hormuz, a strategic waterway through which a fifth of the world's oil is transported.... For More info go to

<https://tinyurl.com/vbm5stzx>

##### LNG Risk Shapes Market Outlook

U.S. natural gas futures lag despite LNG disruption as export limits cap gains and keep market reaction contained. LNG supply risk rises after Middle East strikes, but U.S. natural gas market remains constrained by export capacity limits. Natural gas traders are getting a big geopolitical headline today but the price action isn't backing it up. Strikes on key LNG infrastructure, an escalating war between the U.S., Israel and Iran, and yet the market is barely moving. In my opinion that tells you something.

... For more info go to <https://tinyurl.com/553epf3>

#### Prompt Natural Gas (NG) Daily Sentiment

BEARISH



RESISTANCE
\$ 3.216 & \$3.306
SUPPORT
\$ 3.048 & \$2.97

#### NATURAL GAS

Futures	Close
NG	\$3.166
Volume	28,290
Open Int.	67,772

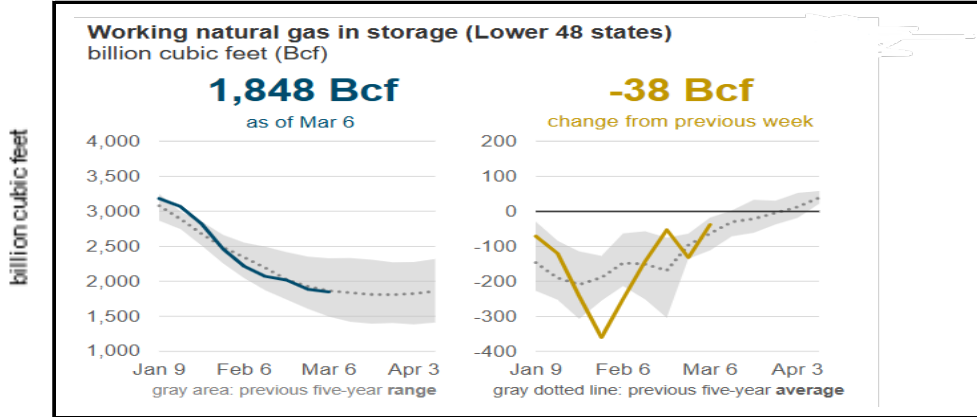
#### Contact Us



**Mansfield Power & Gas**  
1025 Airport Pkwy  
Gainesville, GA 30501  
[www.mansfield.energy](http://www.mansfield.energy)

[customercare@mansfieldpowergas.com](mailto:customercare@mansfieldpowergas.com)  
Phone: (678) 207 - 3350

## Working Natural Gas In Storage (Lower 48 States)



for week ending March 13, 2026 | Released: March 19, 2026 | Next Release: March 26, 2026

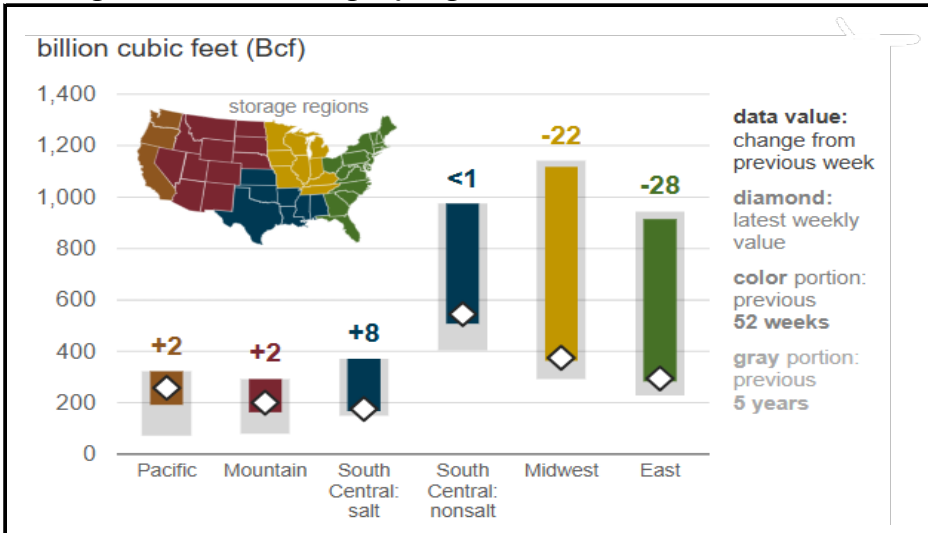
## EIA Weekly Storage Actual and Surveys for

March 13, 2026

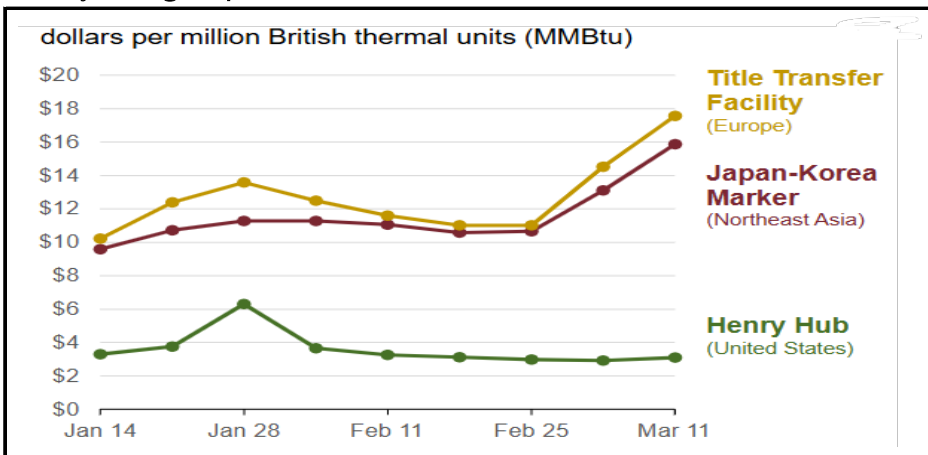
Released March 19, 2026

Range	35 to 39
S&P Global	-43
FX Street	-42
Investing.com	35

## Working Natural Gas In Storage By Region



## Weekly Average Liquid Natural Gas Futures Price



## Total Working Gas In Storage

**1883 BCF**

35 BCF (LAST WEEK)

177 BCF (LAST YEAR)

47 BCF (5-YEAR AVG)

## Active Rigs By Region

Source: NGI's Daily Gas Index

As of date: 3/10/2025

Appalachia	39
Bakken	28
Eagle Ford	47
Haynesville	47
Permian	244
<b>Lower 48</b>	<b>122</b>

[Next Report: April 07]

## Mansfield EIA Prediction

**25**

Natural Gas Production Change

Appalachia	72
Bakken	60
Eagle Ford	-265
Haynesville	-707
Permian	-737
Lower 48	-394
<b>Total</b>	<b>-3205</b>

[Next Report: April 07]

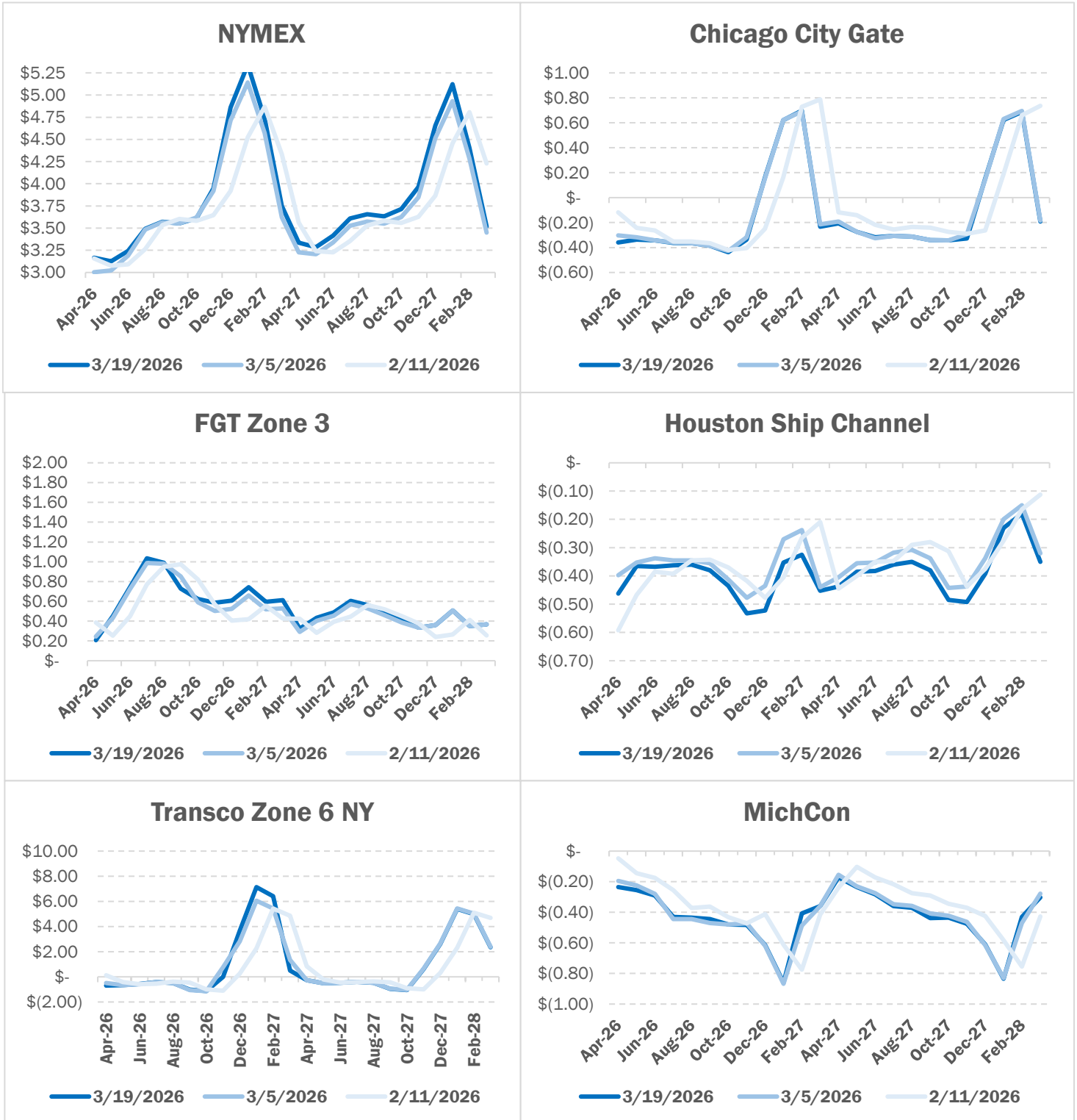
Source: ICE

© 2024

Mansfield Energy Corp. All rights reserved.

Friday, March 20, 2026

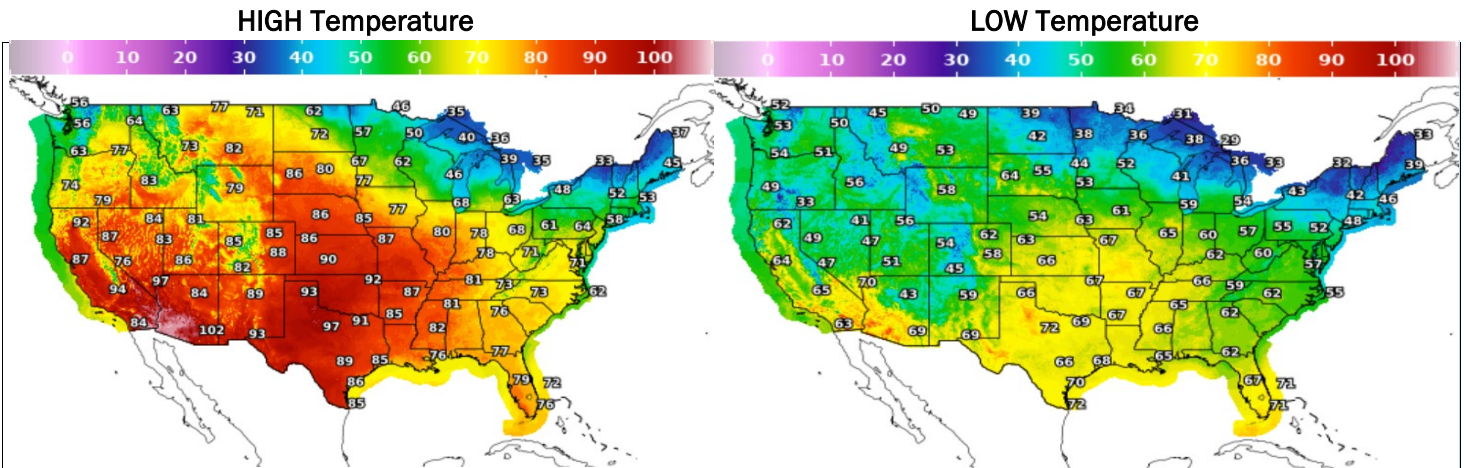
## NATURAL GAS BASIS FUTURES



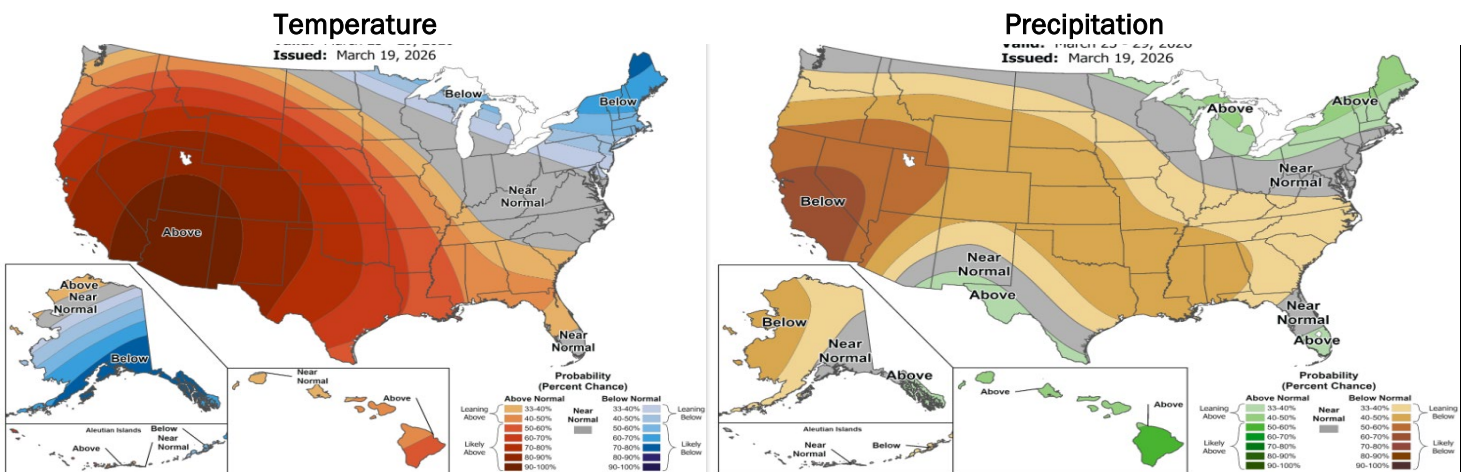
Source: NOAA

Friday, March 20, 2026

## WEATHER - HIGH / LOW TEMPERATURE - TOMORROW



## WEATHER - 6 - 10 DAY OUTLOOK - NOAA



## WEATHER - 8 - 14 DAY OUTLOOK - NOAA

