

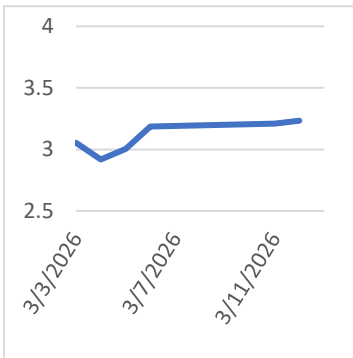
NGN

NATURAL GAS NEWS

DAILY MARKET NEWS & INFORMATION

Friday, March 13, 2026

Last Week's Prompt NYMEX



NYMEX NG Futures

Month	Close	Change
Apr-26	3.233	0.024
May-26	3.227	0.015
Jun-26	3.352	0.005
Jul-26	3.588	-0.002
Aug-26	3.675	-0.007
Sep-26	3.661	-0.009
Oct-26	3.714	-0.010
Nov-26	4.013	-0.011
Dec-26	4.822	0.045
Jan-27	5.208	0.052
Feb-27	4.624	0.042
Mar-27	3.653	0.028
Apr-27	3.248	0.009
May-27	3.219	0.009
Jun-27	3.355	0.016
Jul-27	3.541	0.019
Aug-27	3.596	0.022
Sep-27	3.577	0.022
Oct-27	3.652	0.021
Nov-27	3.892	0.032
Dec-27	4.540	0.039
Jan-28	4.953	0.031
Feb-28	4.299	0.029
Mar-28	3.471	0.026
1 YR STRIP	3.898	0.014
2026	3.899	0.009

IN THE NEWS

U.S. Nat Gas Prices Stay Calm Despite Global LNG Crisis

While Europe and Asia are reeling from the highest natural gas prices in three years following the closure of 20% of global LNG flows amid the Middle East war, the United States remains relatively insulated from the biggest price shock since the 2022-2023 energy crisis. U.S. natural gas futures have remained in the \$3.10-\$3.40 per million British thermal units (MMBtu) range since the war began and forced Qatar, the world's second-largest LNG exporter, to shut in production at Ras Laffan, the world's biggest liquefaction complex. ... <https://tinyurl.com/bddvvk9y>

Qatar rejects attempts to 'drive wedge' over gas pause

Qatar has rejected claims in sections of Israeli media that it had stopped its LNG production to affect energy prices in the US, calling such accusations an attempt to "drive a wedge" between Qatar and the US. QatarEnergy suspended liquefied natural gas (LNG) production last week following an Iranian drone attack, straining the global LNG market. Qatar supplies 20 percent of the world's LNG. According to Qatar's Ministry of Defence, Iranian drones struck two sites.... For More info go to <https://tinyurl.com/bddmpdy6>

Energy Market Shaken by Oil Surge

U.S. natural gas futures are slightly higher on Thursday as traders continue to react to the situation in the Middle East, which appears to be showing signs of escalating. The area of focus is the Strait of Hormuz, which is the key waterway Middle Eastern producers use to transport about 20% of the world's LNG. At 09:20 GMT, April Natural Gas is trading \$3.258, up \$0.049 or 1.53%. The market appears to be moving lockstep with crude oil prices.... For more info go to <https://tinyurl.com/ym785mhp>

Prompt Natural Gas (NG) Daily Sentiment

NEUTRAL



RESISTANCE	\$ 3.297 & \$3.368
SUPPORT	\$ 3.15 & \$3.07

NATURAL GAS

Futures	Close
NG	\$3.233
Volume	37,618
Open Int.	139,827

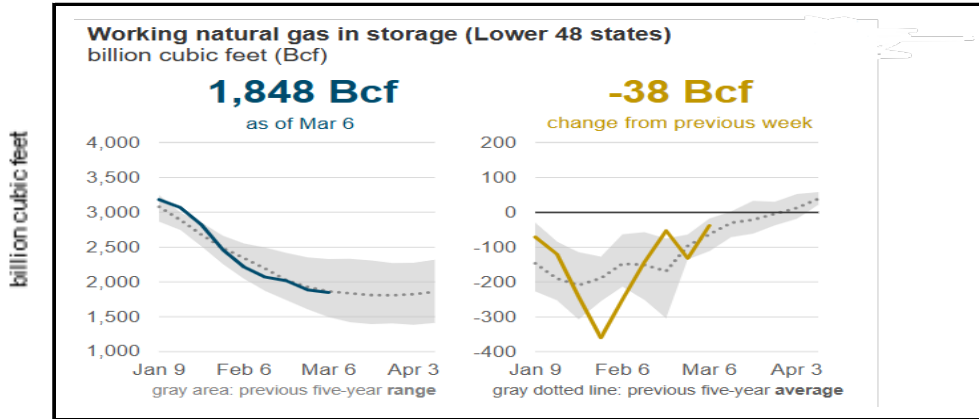
Contact Us



Mansfield Power & Gas
1025 Airport Pkwy
Gainesville, GA 30501
www.mansfield.energy

customercare@mansfieldpowergas.com
Phone: (678) 207 - 3350

Working Natural Gas In Storage (Lower 48 States)



for week ending March 06, 2026 | Released: March 12, 2026 | Next Release: March 19, 2026

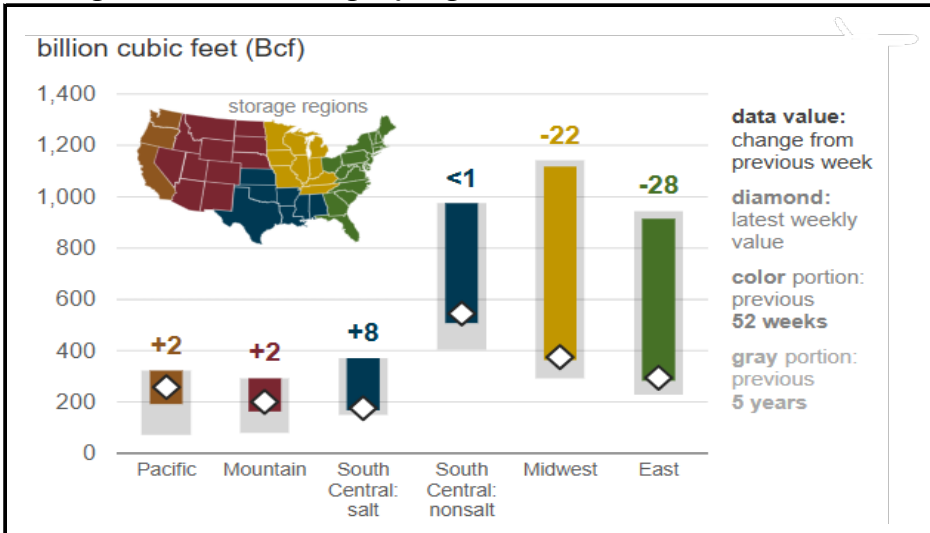
EIA Weekly Storage Actual and Surveys for

March 6, 2026

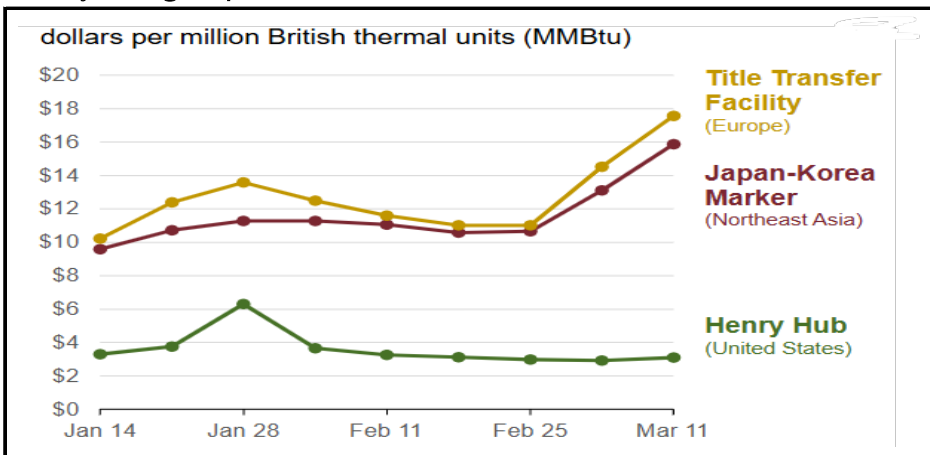
Released March 12, 2026

Range	-19 to -73
S&P Global	-43
FX Street	-42
Investing.com	-42

Working Natural Gas In Storage By Region



Weekly Average Liquid Natural Gas Futures Price



Total Working Gas In Storage

1848 BCF

-38 BCF (LAST WEEK)

141 BCF (LAST YEAR)

-17 BCF (5-YEAR AVG)

Active Rigs By Region

Source: NGI's Daily Gas Index

As of date: 3/10/2025

Appalachia	40
Bakken	28
Eagle Ford	48
Haynesville	55
Permian	240
Lower 48	121

[Next Report: April 07]

Mansfield EIA Prediction

-42

Natural Gas Production Change

Appalachia	-1037
Bakken	-65
Eagle Ford	-265
Haynesville	-707
Permian	-737
Lower 48	-394
Total	-3205

[Next Report: April 07]

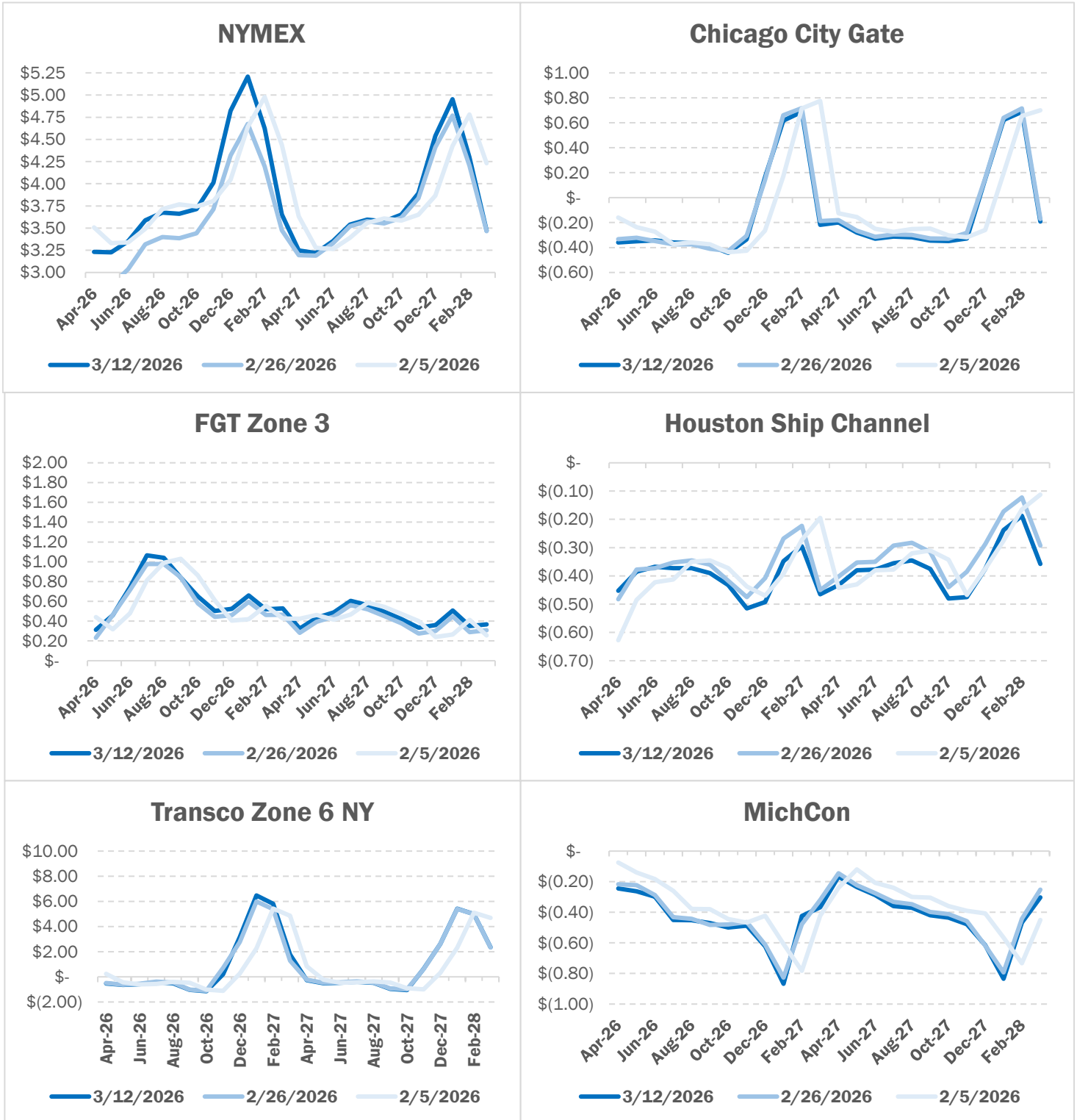
Source: ICE

© 2024

Mansfield Energy Corp. All rights reserved.

Friday, March 13, 2026

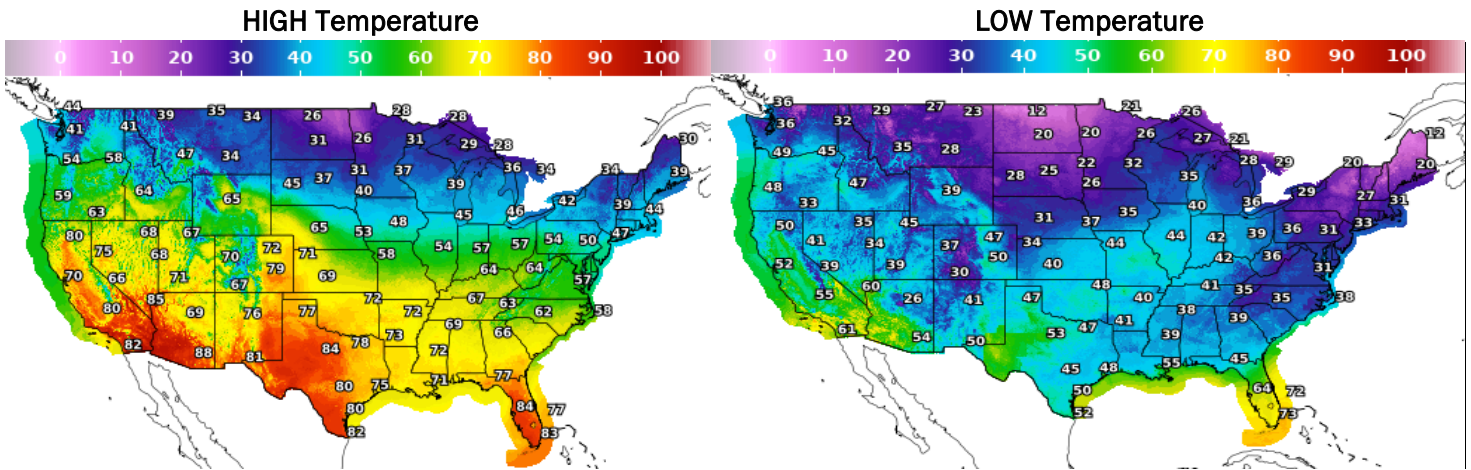
NATURAL GAS BASIS FUTURES



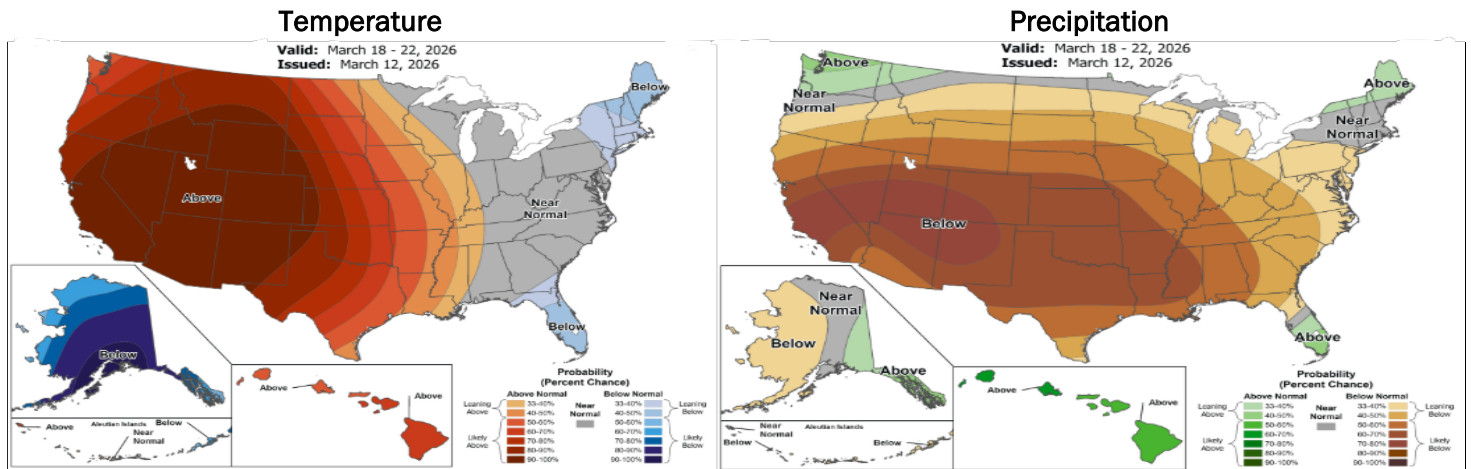
Source: NOAA

Friday, March 13, 2026

WEATHER - HIGH / LOW TEMPERATURE - TOMORROW



WEATHER - 6 - 10 DAY OUTLOOK - NOAA



WEATHER - 8 - 14 DAY OUTLOOK - NOAA

