

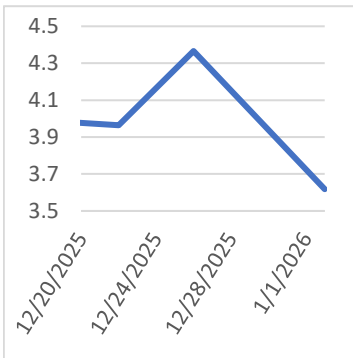
NGN

NATURAL GAS NEWS

DAILY MARKET NEWS & INFORMATION

Monday, January 5, 2026

Last Week's Prompt NYMEX



NYMEX NG Futures

Month	Close	Change
Feb-26	3.618	-0.748
Mar-26	3.043	-0.834
Apr-26	3.052	-0.254
May-26	3.126	-0.164
Jun-26	3.339	-0.005
Jul-26	3.585	0.051
Aug-26	3.660	-0.102
Sep-26	3.633	-0.185
Oct-26	3.681	-0.106
Nov-26	3.921	0.091
Dec-26	4.394	0.352
Jan-27	4.646	0.154
Feb-27	4.229	-0.501
Mar-27	3.657	-0.656
Apr-27	3.382	-0.352
May-27	3.389	-0.043
Jun-27	3.522	0.088
Jul-27	3.685	0.117
Aug-27	3.734	0.004
Sep-27	3.708	-0.067
Oct-27	3.768	0.019
Nov-27	3.948	0.140
Dec-27	4.395	0.413
Jan-28	4.680	0.260
1 YR STRIP	3.642	-0.146
2026	3.692	-0.168

IN THE NEWS

Natural Gas Drops on Forecast

The natural gas market has gapped lower to kick off the trading week on Monday as warmer-than-anticipated temperatures are expected in the eastern two-thirds of the United States. This, of course, destroys short-term demand, and you are seeing the reaction in price as demand becomes a concern. We have now filled the gap from late October going into November, when we were rolling over into the December contract. So, futures traders will be happy with that.... <https://tinyurl.com/yc4jrcv>

10-15 Day Weather Forecast to Drive Market

Natural gas futures were sharply lower last week after giving back early gains. The volatility in the market was fueled by two U.S. government storage reports just days apart and a shift in the weather forecast for early January. Last week, February Natural Gas futures settled at \$3.618, down \$0.259 or -6.68%. The holiday-shortened week began with a spike to the upside after the Energy Information Administration (EIA) report released on Monday flipped the surplus versus the five-year average to deficit.... <https://tinyurl.com/4ahk3865>

Gas prices in Europe dip over 5% on oversupply

European natural gas prices were down at least 5% at the start of the week as abundant global supply continued to weigh on the market. Earlier, the International Energy Agency stated that Europe imported a record 142 billion cubic metres of liquefied natural gas in 2025, marking a 28% increase from the previous year. Furthermore, due to pressure from projections indicating warmer temperatures, natural gas prices in the US dropped by more than 6% on Monday to \$3.4470 per million British thermal units.... For more info go to <https://tinyurl.com/5jfm6y6a>

Prompt Natural Gas (NG) Daily Sentiment

BEARISH



RESISTANCE
\$ 3.117 & \$3.191
SUPPORT
\$ 3.001 & \$2.959

NATURAL GAS

Futures	Close
NG	\$3.618
Volume	152,007
Open Int.	168,262

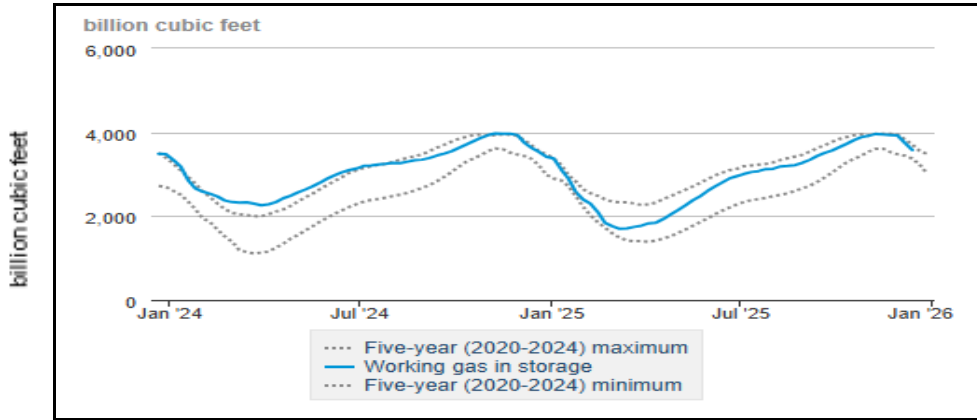
Contact Us



Mansfield Power & Gas
1025 Airport Pkwy
Gainesville, GA 30501
www.mansfield.energy

customercare@mansfieldpowergas.com
Phone: (678) 207 - 3350

WEEKLY GAS IN UNDERGROUND STORAGE WITH 5-YR RANGE



for week ending December 26, 2025 | Released: December 31, 2025 | Next Release: January 08, 2026

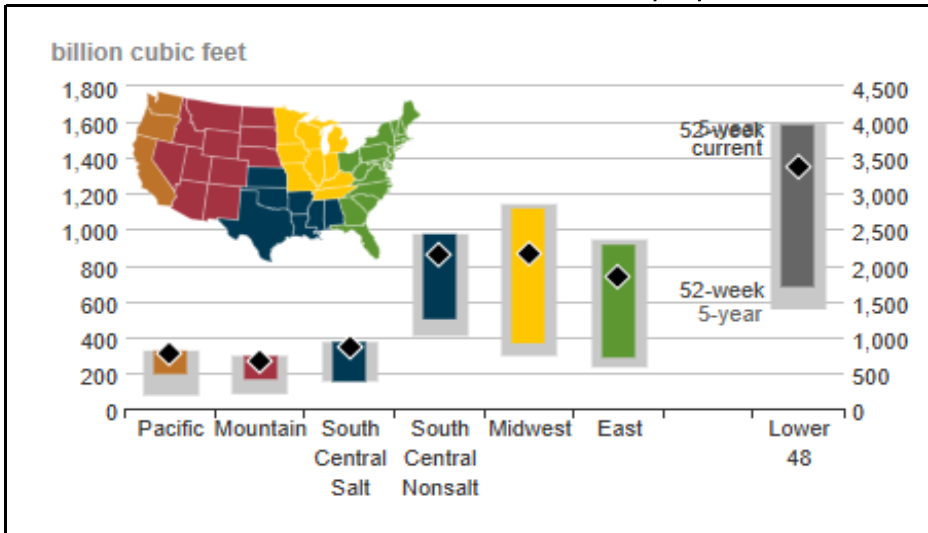
EIA Weekly Storage Actual and Surveys for

December 26, 2025

Released December 31, 2025

Range	-35 to -60
S&P Global	-48
FX Street	-53
Investing.com	-51

UNDERGROUND WORKING NAT GAS STORAGE AS OF 12/26/2025



Total Working Gas In Storage

3375 BCF

-38 BCF (LAST WEEK)

-55 BCF (LAST YEAR)

58 BCF (5-YEAR AVG)

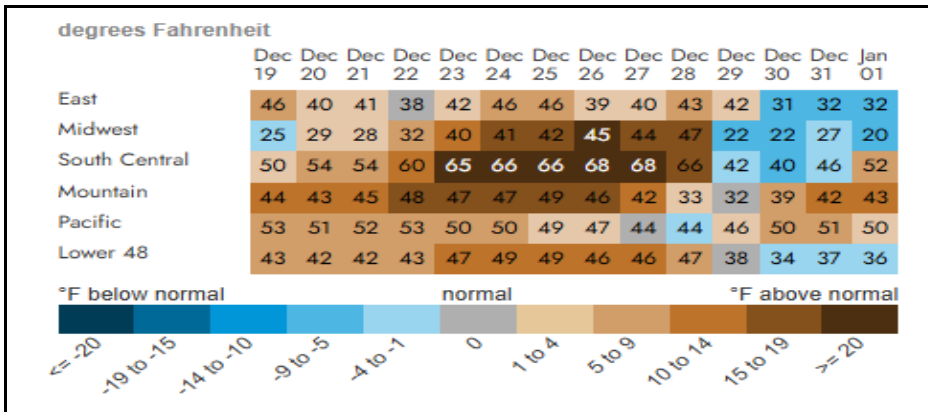
Underground Storage (Bcf)

Source: NGI's Daily Gas Index

As of date: 12/18/2025

East	797
Midwest	966
Mountain	271
Pacific	304
South Central	1,242
Total	3,579

REGIONAL AVG TEMPERATURES AND DEPARTURE FROM NORMAL



[Next Report: January 08]

MANSFIELD EIA PREDICTION

-50

Source: ICE

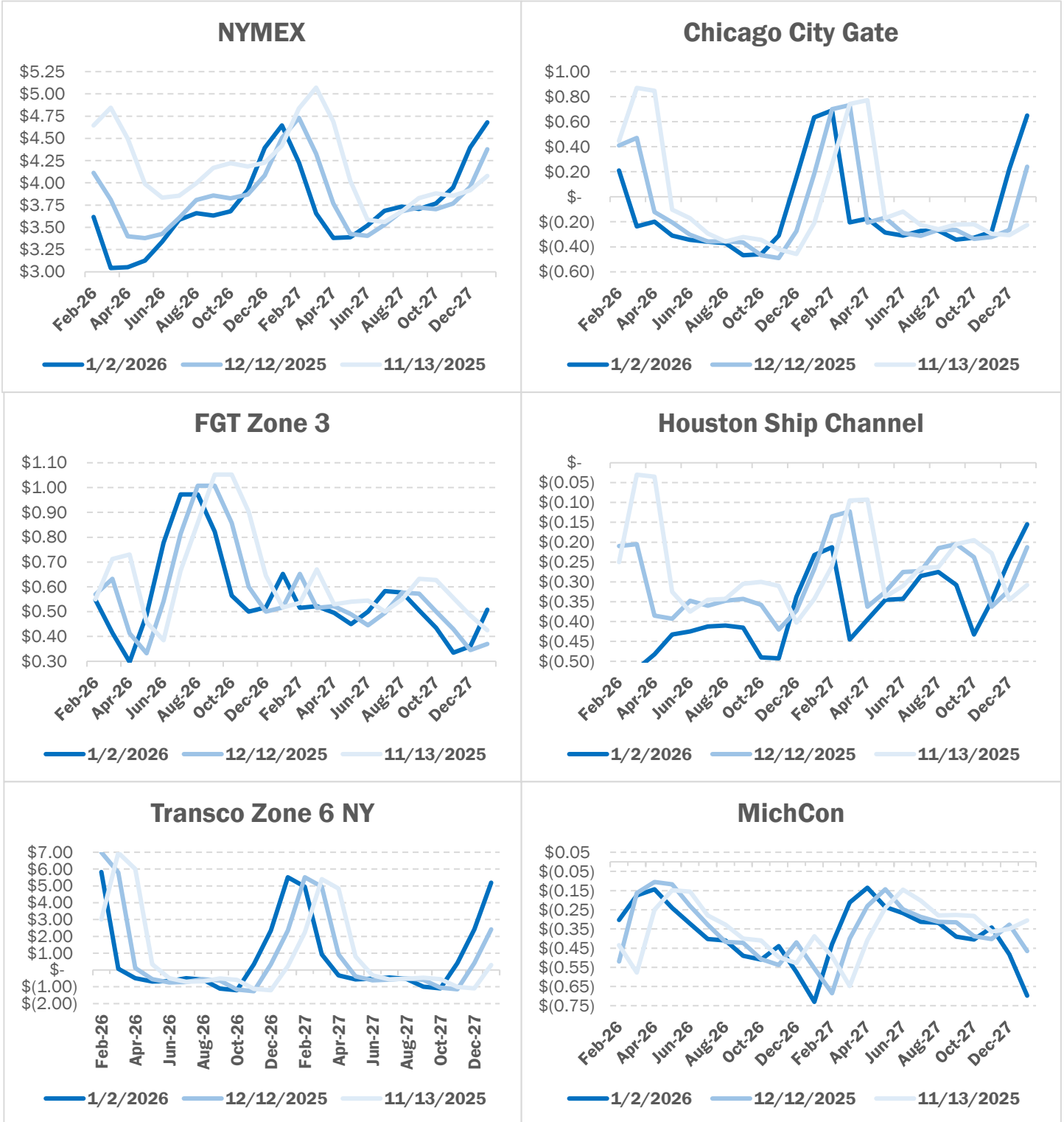
© 2024

Mansfield Energy Corp. All rights reserved.

Monday, January 5, 2026

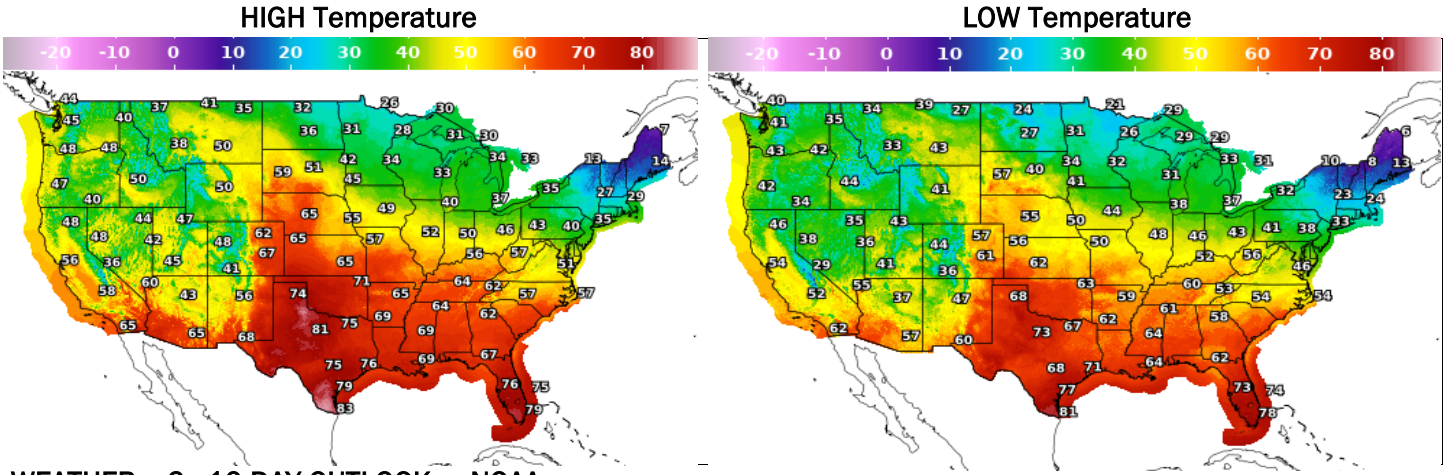
NATURAL GAS NEWS

NATURAL GAS BASIS FUTURES

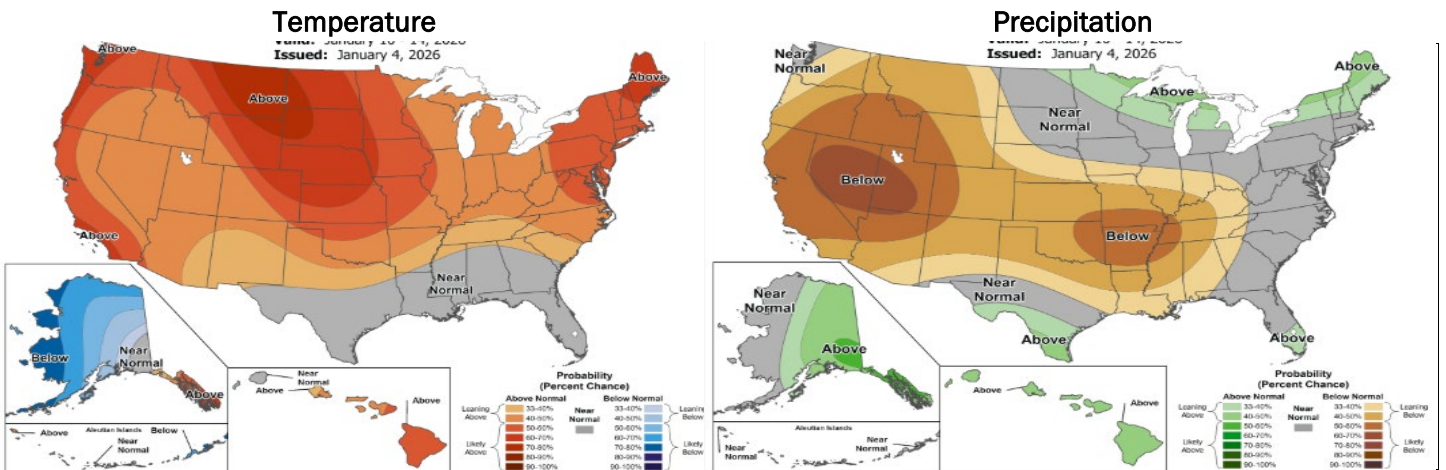


NATURAL GAS NEWS

WEATHER - HIGH / LOW TEMPERATURE - TOMORROW



WEATHER - 6 - 10 DAY OUTLOOK - NOAA



WEATHER - 8 - 14 DAY OUTLOOK - NOAA

