

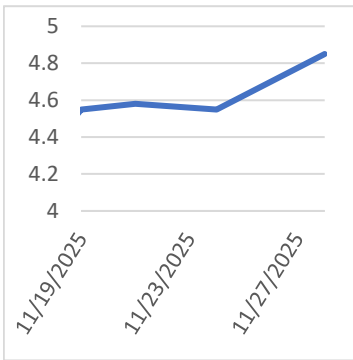
# NGN

## NATURAL GAS NEWS

### DAILY MARKET NEWS & INFORMATION

Monday, December 1, 2025

#### Last Week's Prompt NYMEX



#### NYMEX NG Futures

Month	Close	Change
Jan-26	4.850	0.301
Feb-26	4.418	-0.254
Mar-26	3.823	-0.497
Apr-26	3.699	-0.104
May-26	3.719	0.021
Jun-26	3.861	0.125
Jul-26	4.042	0.159
Aug-26	4.092	0.032
Sep-26	4.057	-0.057
Oct-26	4.103	0.021
Nov-26	4.303	0.170
Dec-26	4.749	0.402
Jan-27	5.009	0.202
Feb-27	4.631	-0.423
Mar-27	3.988	-0.659
Apr-27	3.568	-0.412
May-27	3.539	-0.005
Jun-27	3.656	0.137
Jul-27	3.803	0.166
Aug-27	3.850	0.065
Sep-27	3.828	-0.006
Oct-27	3.893	0.080
Nov-27	4.074	0.199
Dec-27	4.511	0.460
1 YR STRIP 2026	4.143	0.027
	4.156	-0.062

#### IN THE NEWS

##### Mansfield Market Assessment

The market is confirming that the cold has arrived. This latest cold front appears to be lasting thru the 11-15 day time frame. We reached a high of \$4.91 today and cash is strong across the board. Henry Hub cash is trading over the January contract, so look for lots of salt and non-salt strong to come out of storage this week. Production is up and running around 111 to 112 Bcf/day which is sustainable with the impending cold weather. ...

##### Futures Climb as Weather Models Trigger Demand Spike

Natural gas futures surged Friday, with the continuous contract hitting an 8.5-month high, as traders reacted to a shift in U.S. weather models pointing to below-normal temperatures in early December. The latest updates from the Commodity Weather Group show intensified cold in key heating regions, including the Northeast and Great Lakes, driving expectations of higher residential and commercial heating demand. The sudden turn in short-term weather expectations has reignited bullish sentiment. ...  
<https://tinyurl.com/yjjju4v9>

##### Natural Gas Continues to Find Buyers on Dips

The natural gas market has fallen a bit during the trading session on Monday, only to turn around and show signs of strength again. At this point, it looks like there's not much stopping this market from rising, and of course, temperatures in the United States have been somewhat colder than anticipated. With that being the case, the market continues to look at the \$5 level as a potential barrier and perhaps destination. If the market were to pull back at this point, the \$4.60 level and the \$4.20 level will end up being a bit of support. ... For more info go to <https://tinyurl.com/mrww4v9z>

#### Prompt Natural Gas (NG) Daily Sentiment

**BULLISH**



RESISTANCE
\$ 4.972 & \$5.093
SUPPORT
\$ 4.628 & \$4.405

#### NATURAL GAS

Futures	Close
NG	\$4.850
Volume	77,231
Open Int.	246,725

#### Contact Us



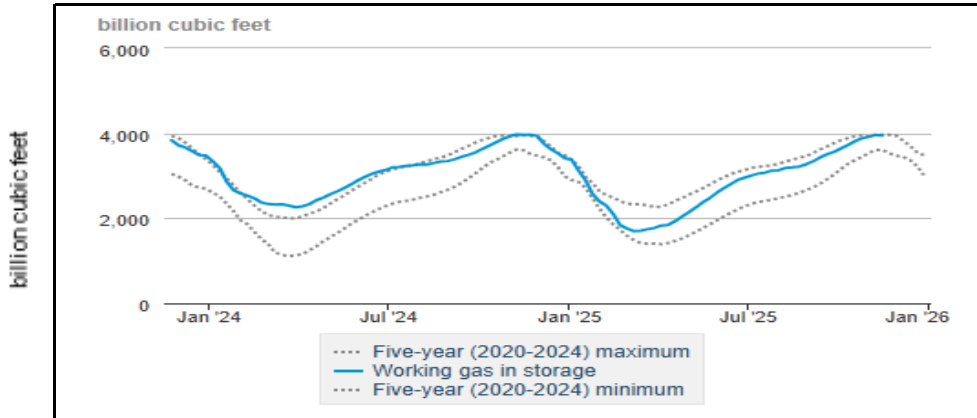
**Mansfield Power & Gas**  
1025 Airport Pkwy  
Gainesville, GA 30501  
[www.mansfield.energy](http://www.mansfield.energy)

[customercare@mansfieldpowergas.com](mailto:customercare@mansfieldpowergas.com)  
Phone: (678) 207 - 3350

# NATURAL GAS NEWS



## WEEKLY GAS IN UNDERGROUND STORAGE WITH 5-YR RANGE



for week ending November 21, 2025 | Released: November 26, 2025 | Next Release: December 04, 2025

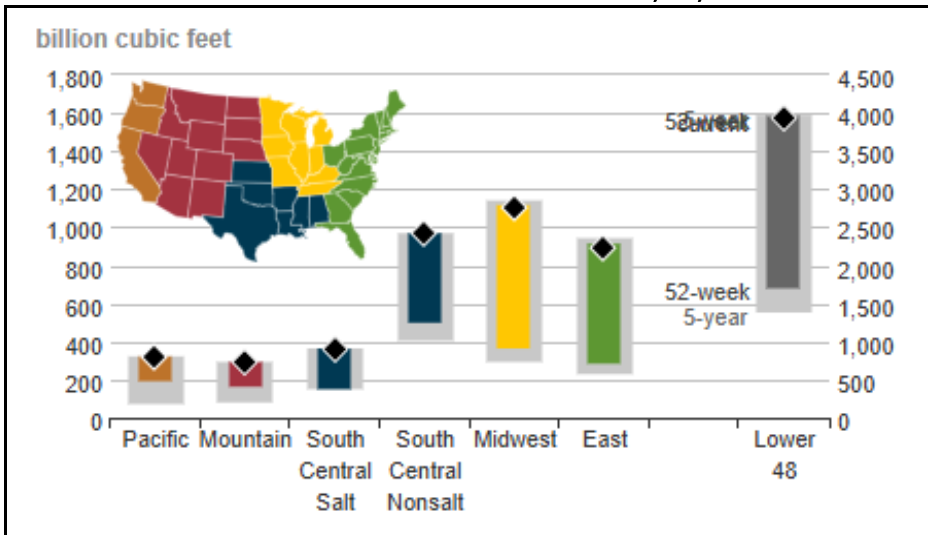
### EIA Weekly Storage Actual and Surveys for

November 21, 2025

Released November 26, 2025

Range	-5 to -20
S&P Global	-13
FX Street	-12
Investing.com	-12

## UNDERGROUND WORKING NAT GAS STORAGE AS OF 11/21/2025



### Total Working Gas In Storage

**3935 BCF**

-11 BCF (LAST WEEK)

-32 BCF (LAST YEAR)

160 BCF (5-YEAR AVG)

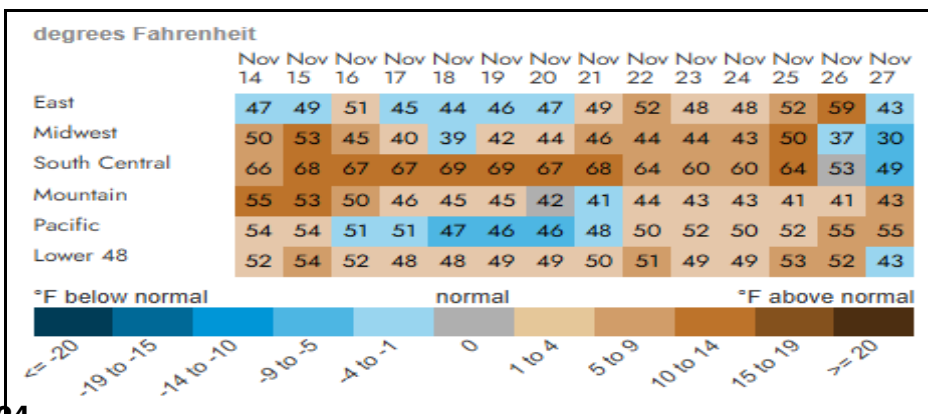
### Underground Storage (Bcf)

Source: NGI's Daily Gas Index

As of date: 11/20/2025

East	905
Midwest	1,112
Mountain	292
Pacific	322
South Central	1,316
<b>Total</b>	<b>3,946</b>

## REGIONAL AVG TEMPERATURES AND DEPARTURE FROM NORMAL



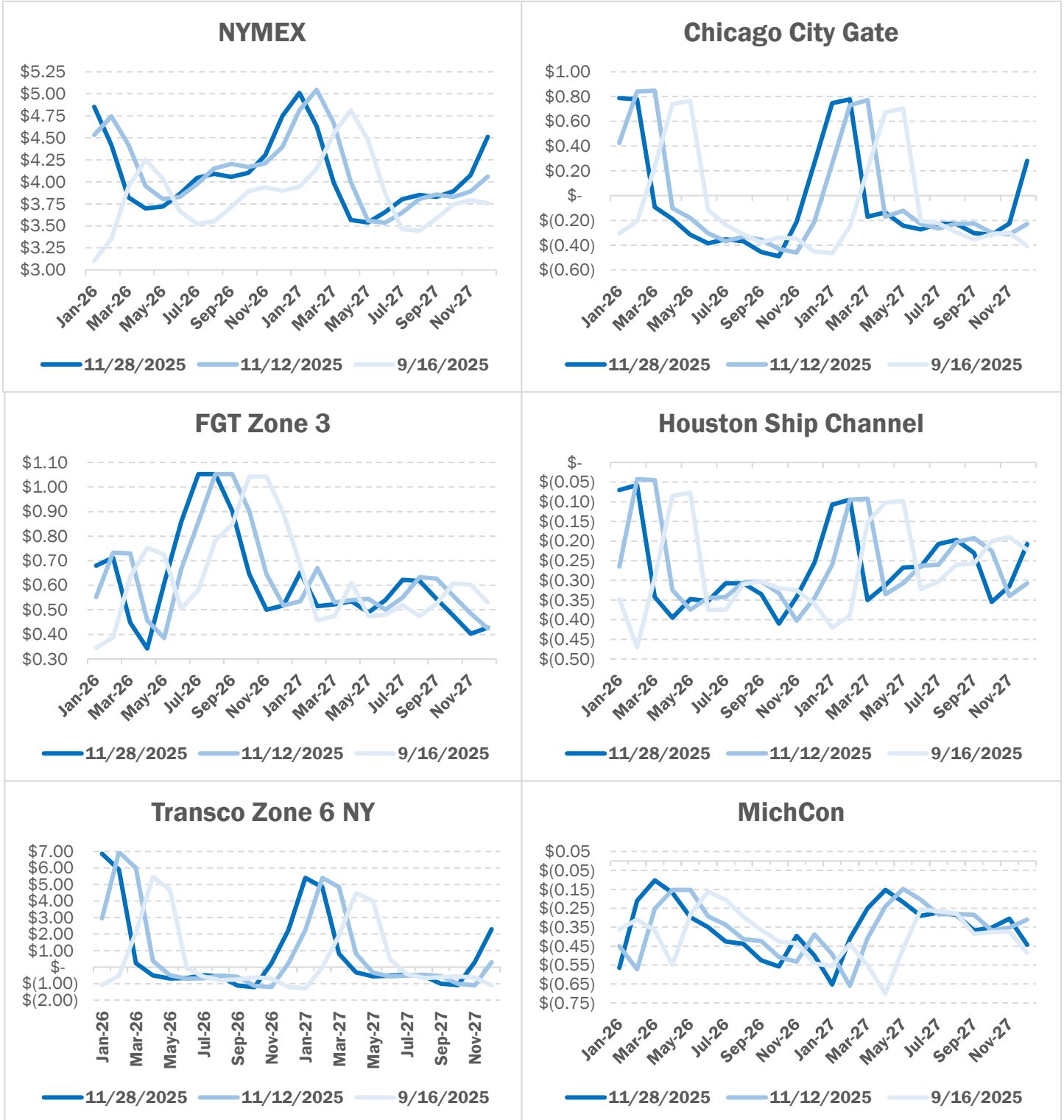
[Next Report: December 04]

MANSFIELD EIA PREDICTION

**-13**

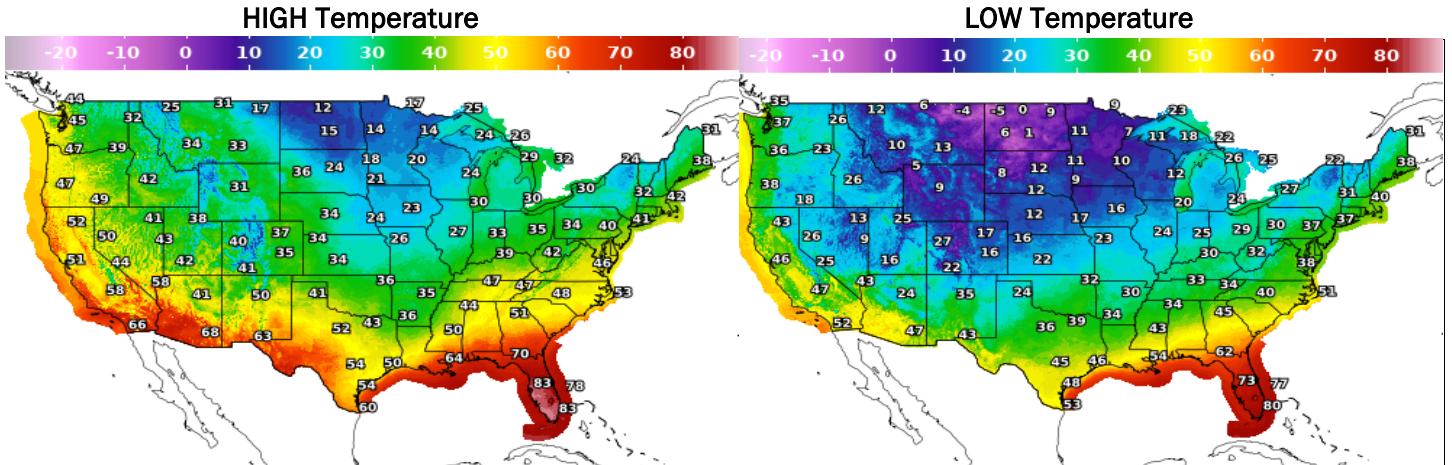
# NATURAL GAS NEWS

## NATURAL GAS BASIS FUTURES

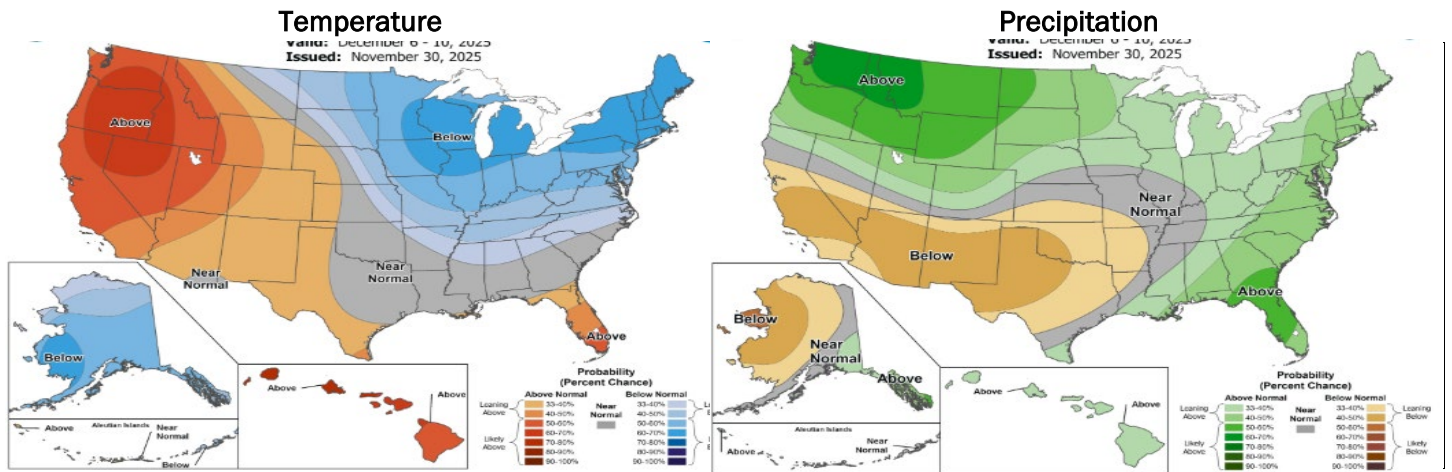


# NATURAL GAS NEWS

## WEATHER - HIGH / LOW TEMPERATURE - TOMORROW



## WEATHER - 6 - 10 DAY OUTLOOK - NOAA



## WEATHER - 8 - 14 DAY OUTLOOK - NOAA

