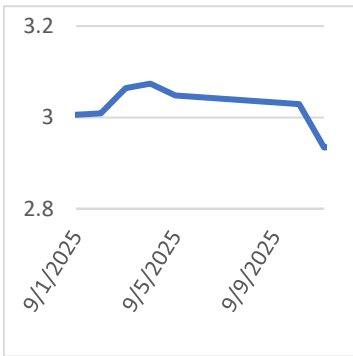


Monday, September 15, 2025

**Last Week's Prompt
NYMEX**



NYMEX NG Futures

Month	Close	Change
Oct-25	2.941	0.007
Nov-25	3.207	-0.016
Dec-25	3.811	-0.031
Jan-26	4.120	-0.045
Feb-26	3.914	-0.038
Mar-26	3.567	-0.035
Apr-26	3.444	-0.036
May-26	3.476	-0.034
Jun-26	3.643	-0.031
Jul-26	3.830	-0.028
Aug-26	3.880	-0.025
Sep-26	3.840	-0.022
Oct-26	3.887	-0.021
Nov-26	4.089	-0.021
Dec-26	4.484	-0.013
Jan-27	4.741	-0.008
Feb-27	4.404	-0.008
Mar-27	3.818	-0.010
Apr-27	3.409	-0.005
May-27	3.393	-0.007
Jun-27	3.532	-0.008
Jul-27	3.692	-0.012
Aug-27	3.744	-0.010
Sep-27	3.710	-0.009
1 YR STRIP	3.639	-0.028
2025	3.520	-0.029

IN THE NEWS

Mansfield Market Assessment

The market is stable today on the heels of low demand going out thru the 11-15 day forecast. We are approaching the season lows of demand, and the market has remained uncharacteristically stagnant and unresponsive lately. Production is over 107Bcf/day and End of Season numbers are still approximately 4 TCF. We believe that we are going to get a winter rally here at some point, although that might not be until we are in October and we see some cold weather if and when that materializes....

Permian Gas Prices Dive Below Zero As Pipelines Fill Up

Natural gas prices at the Waha Hub in West Texas dipped to negative \$1.26 per mmBtu on September 15, 2025, after pipeline maintenance and limited takeaway options left producers struggling to move their supply. When pipelines in the Permian basin get jammed up or shut for repairs, natural gas piles up fast – often sending prices plummeting. That’s exactly what just happened at the Waha Hub, where spot prices nosedived by over 2,300% from the previous session, landing in the red for the sixth time this year. For more info go to... <https://tinyurl.com/bdyvfrnc>

Nat Gas Slips on EIA Data: What Should Investors Do?

The U.S. Energy Department’s latest storage data revealed an injection that was slightly above market expectations and well above the five-year average. The larger build, combined with softer seasonal demand and weaker LNG exports, kept natural gas futures under pressure, with prices logging a weekly decline. Still, analysts highlight that longer-term fundamentals remain constructive, with forecasts pointing to stronger withdrawals this winter, rising LNG flows, and firmer pricing into 2026.... For more info go to <https://tinyurl.com/4fvke4m8>

**Prompt Natural Gas (NG) Daily
Sentiment**

BEARISH



RESISTANCE
\$ 2.995 & 3.049

SUPPORT
\$ 2.892 & 2.843

NATURAL GAS

Futures	Close
NG	\$2.941
Volume	29,158
Open Int.	146,438

Contact Us



Always on it

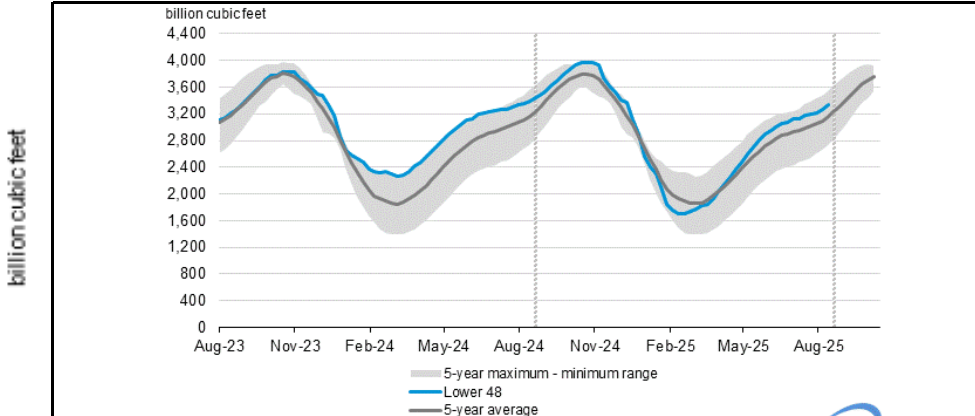
Mansfield Power & Gas
1025 Airport Pkwy
Gainesville, GA 30501
www.mansfield.energy

customercare@mansfieldpowergas.com
Phone: (678) 207 - 3350

NATURAL GAS NEWS



WEEKLY GAS IN UNDERGROUND STORAGE WITH 5-YR RANGE



for week ending September 05, 2025 | Released: September 11, 2025 | Next Release: September 18, 2025

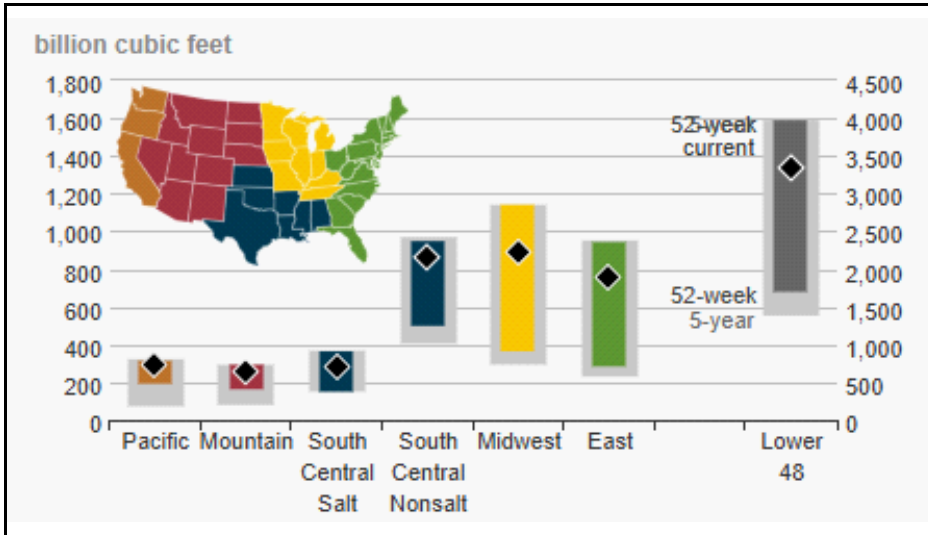
EIA Weekly Storage Actual and Surveys for

September 5, 2025

Released September 11, 2025

Range	60 to 75
S&P Global	69
FX Street	66
Investing.com	69

UNDERGROUND WORKING NAT GAS STORAGE AS OF 09/05/2025



Total Working Gas In Storage

3343 BCF

71 BCF (LAST WEEK)

-38 BCF (LAST YEAR)

188 BCF (5-YEAR AVG)

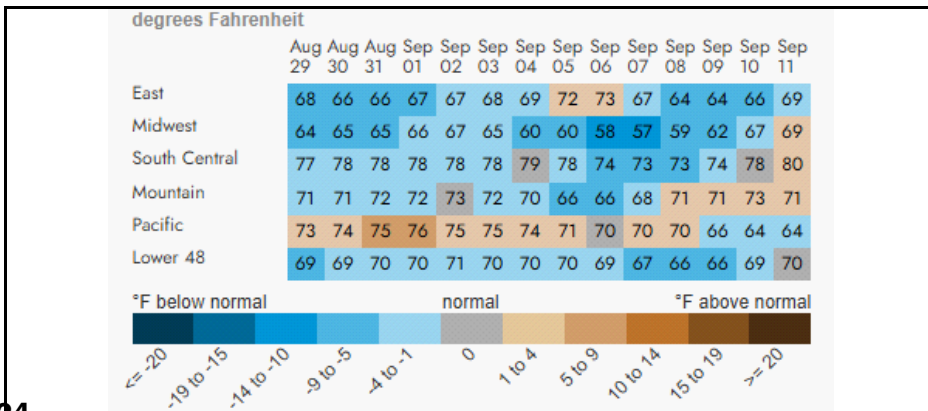
U.S. Natural Gas Supply

Gas Week -
Average Daily Values (BCF/D):

<u>Last Year (BCF/d)</u>	
Dry Production -	101.7
Total Supply -	107.8
<u>Last Week (BCF/d)</u>	
Dry Production -	107.6
Total Supply -	112.4

[Next Report: September 18]

REGIONAL AVG TEMPERATURES AND DEPARTURE FROM NORMAL



U.S. Natural Gas Demand

Gas Week -
Average Daily Values (BCF/D):

<u>Last Year (BCF/d)</u>	
Power -	40.6
Total Demand -	99.5
<u>Last Week (BCF/d)</u>	
Power -	38.6
Total Demand -	99.9

[Next Report: September 18]

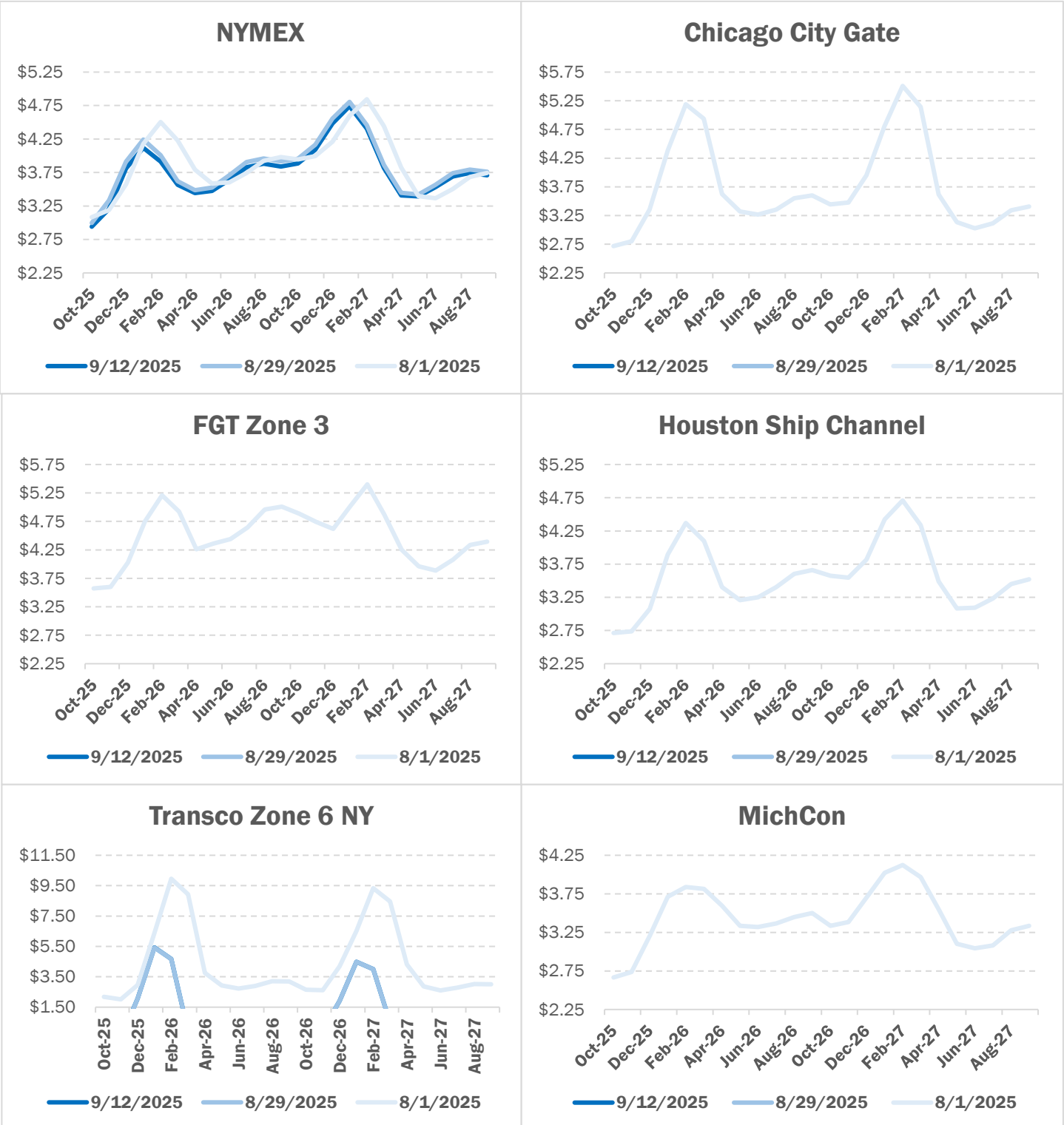
MANSFIELD EIA PREDICTION

70

NATURAL GAS NEWS



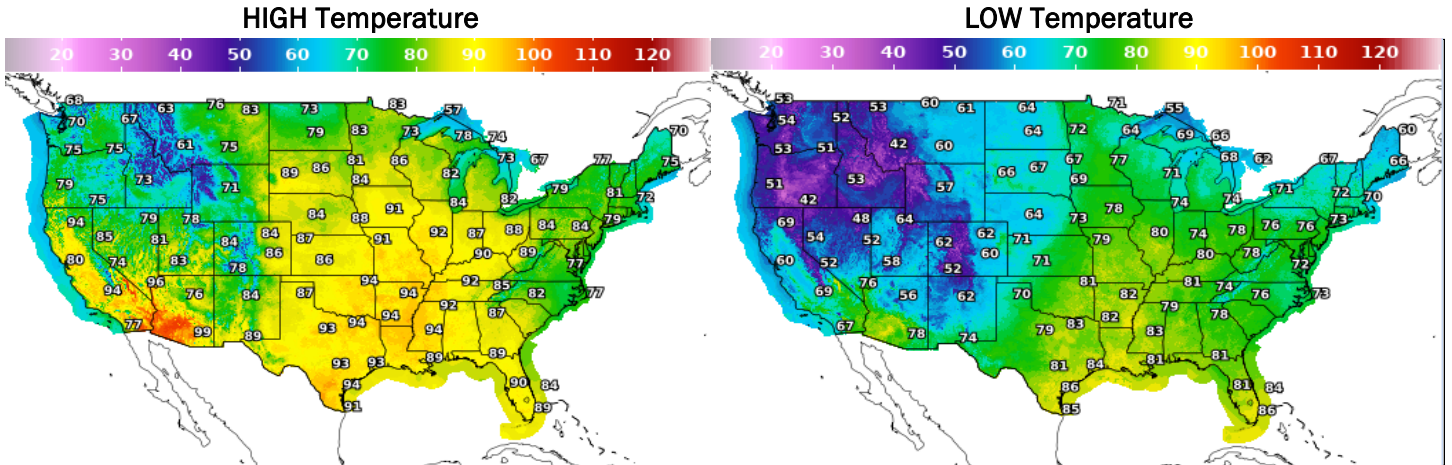
NATURAL GAS BASIS FUTURES



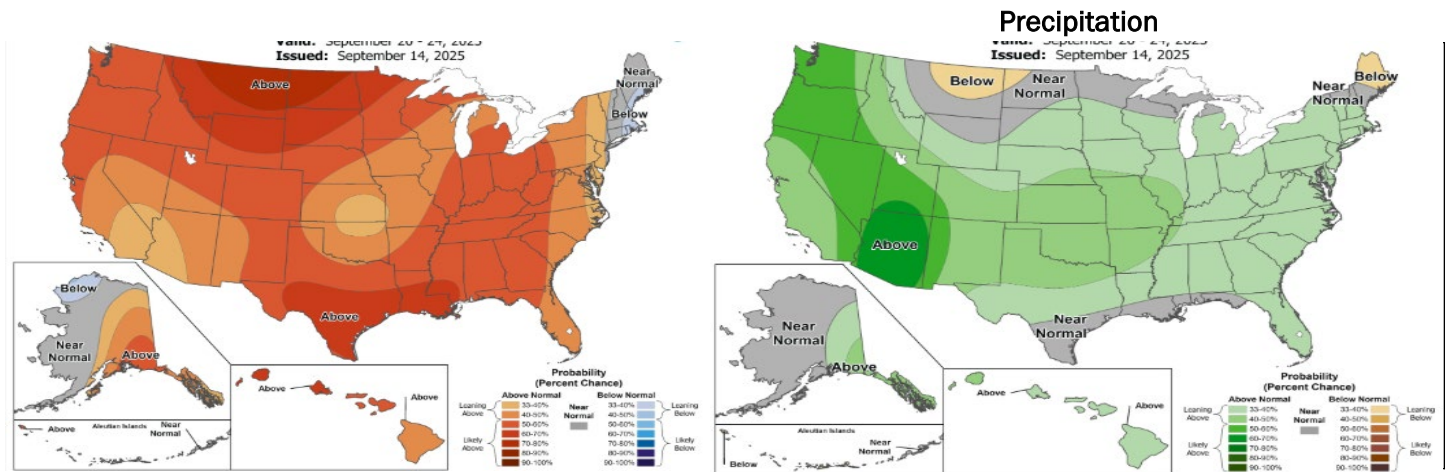
NATURAL GAS NEWS



WEATHER - HIGH / LOW TEMPERATURE - TOMORROW



WEATHER - 6 - 10 DAY OUTLOOK - NOAA



WEATHER - 8 - 14 DAY OUTLOOK - NOAA

