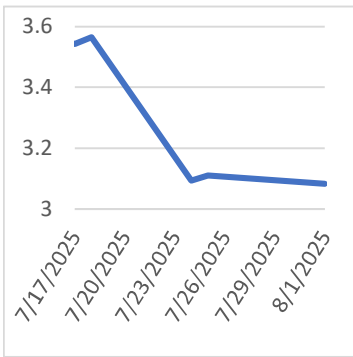


Tuesday, August 5, 2025

**Last Week's Prompt  
NYMEX**



**NYMEX NG Futures**

Month	Close	Change
Sep-25	3.083	-0.027
Oct-25	3.188	0.030
Nov-25	3.574	0.316
Dec-25	4.179	0.552
Jan-26	4.503	0.296
Feb-26	4.229	-0.295
Mar-26	3.794	-0.457
Apr-26	3.584	-0.240
May-26	3.601	-0.003
Jun-26	3.744	0.132
Jul-26	3.925	0.165
Aug-26	3.982	0.035
Sep-26	3.944	-0.064
Oct-26	3.995	0.032
Nov-26	4.211	0.195
Dec-26	4.596	0.371
Jan-27	4.844	0.241
Feb-27	4.444	-0.398
Mar-27	3.826	-0.639
Apr-27	3.396	-0.453
May-27	3.366	-0.058
Jun-27	3.504	0.109
Jul-27	3.682	0.148
Aug-27	3.743	0.027
1 YR STRIP	3.782	0.042
2025	3.506	0.019

**IN THE NEWS**

**Mansfield Market Assessment**

Natural gas broke the \$3.00 level this morning on the heels of no weather in Texas and the Southeast. Atlanta is going to be 70 degrees for another day or two which neutralizes load. Production is holding in over 106 Bcf which is adding to the downward pressure on the curve. Producers are going to have to decide if they want lower prices or less Production but you cant have both with this weather currently....

**Heatwaves Loom but Market Pressured by Strong Supply,**

The natural gas market continues to struggle overall, as the markets are pricing in the lack of demand for heat, and of course the idea that perhaps the global economy may start to struggle with all of the tariff headlines. The natural gas markets have fallen a bit during pre-market trading as we continue to test the crucial \$3 level. That being said, I think there is a significant amount of support near the \$3 level that extends down to the \$2.80 level. And I think you have to look at this as a situation where we are just testing to see if we can break through. If we can, then we have a scenario where we could drop down to \$2.50. A short term rally at this point in time is possible, with the \$3.20 level offering resistance, followed by the 200 day EMA, the previous uptrend line and the 50... For more info go to <https://tinyurl.com/yck7tsx2>

**BP makes its biggest oil and natural gas discovery in 25 years**

Reuters. BP has made its largest oil and natural gas discovery in 25 years off the coast of Brazil, it said Monday, in a potential big boost for the British company following its strategic shift away from renewable energy to refocus on fossil fuels. BP (BP) is seeking to bolster oil and gas in its portfolio to regain investor confidence and revive underperforming shares. It said it planned to create a major new output hub at the Bumerangue discovery in Brazil, which a BP spokesperson said was probably the company's biggest since Shah Deniz in 1999, a gas and condensate field in the Azeri part of the Caspian Sea. Shah Deniz, with around 1 trillion cubic meters of gas and 2 billion barrels of condensate initially in place, produced 28 billion standard cubic meters of gas last year, according... For more info go to <https://tinyurl.com/ab497ujj>

**Prompt Natural Gas (NG) Daily  
Sentiment**

**BEARISH**



RESISTANCE

\$ 3.126 & 3.168

SUPPORT

\$ 3.046 & 3.098

**NATURAL GAS**

Futures	Close
NG	\$3.083
Volume	94,950
Open Int.	280,716

**Contact Us**



Always on it

**Mansfield Power & Gas**

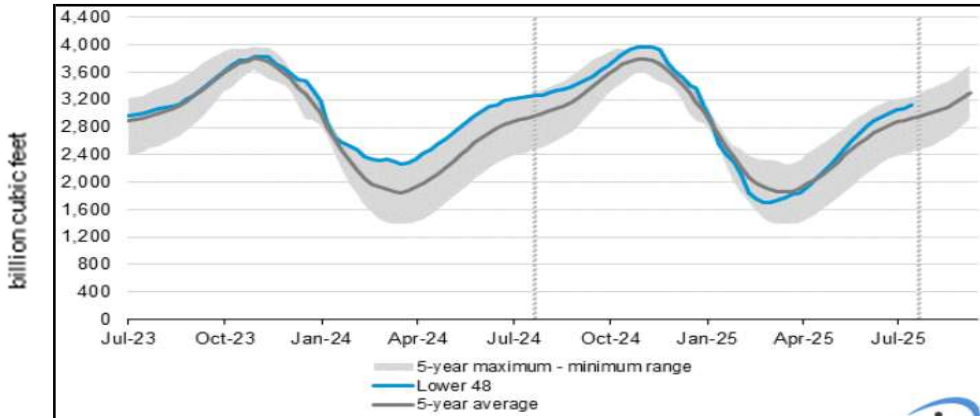
1025 Airport Pkwy  
Gainesville, GA 30501  
[www.mansfield.energy](http://www.mansfield.energy)

customer@mansfieldpowergas.com  
Phone: (678) 207 - 3350

# NATURAL GAS NEWS



## WEEKLY GAS IN UNDERGROUND STORAGE WITH 5-YR RANGE



for week ending July 25, 2025 | Released: July 31, 2025 | Next Release: August 07, 2025

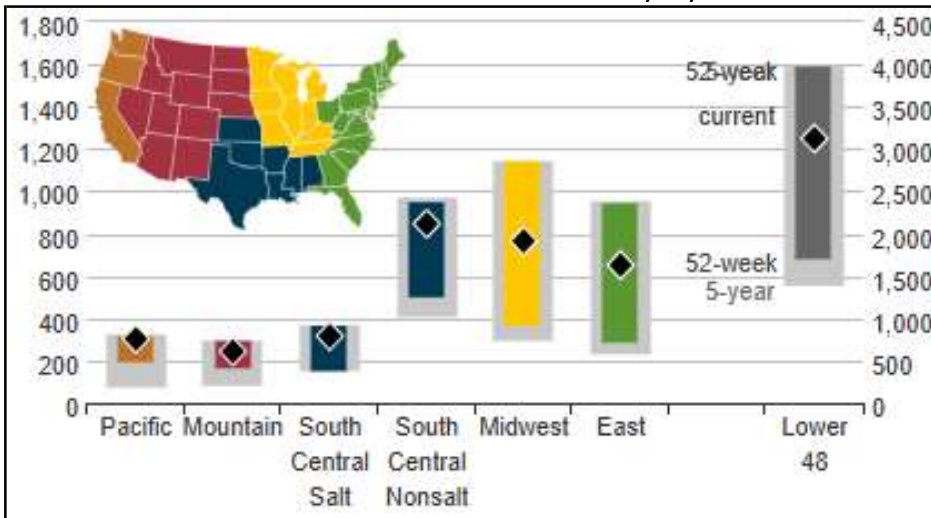
### EIA Weekly Storage Actual and Surveys for

July 25, 2025

Released July 31, 2025

Range	23 to 56
S&P Global	37
FX Street	38
Investing.com	37

## UNDERGROUND WORKING NAT GAS STORAGE AS OF 07/24/2025



### TOTAL WORKING GAS IN Storage

**3123 BCF**

48 BCF (LAST WEEK)

-123 BCF (LAST YEAR)

195 BCF (5-YEAR AVG)

### U.S. Natural Gas Supply

#### Gas Week -

Average Daily Values (BCF/D):

Last Year (BCF/d)

Dry Production - 103.5

Total Supply - 110.2

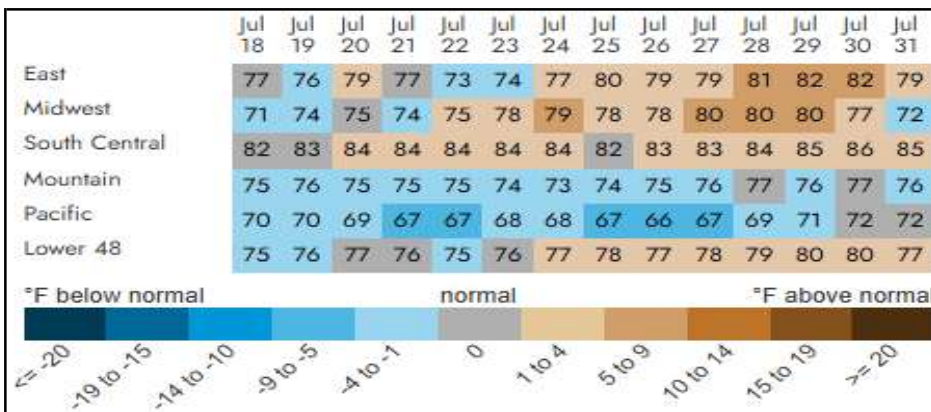
Last Week (BCF/d)

Dry Production - 106.7

Total Supply - 112.9

[Next Report: August 07]

## REGIONAL AVG TEMPERATURES AND DEPARTURE FROM NORMAL



### U.S. Natural Gas Demand Gas Week -

Average Daily Values (BCF/D):

Last Year (BCF/d)

Power - 47.2

Total Demand - 104.8

Last Week (BCF/d)

Power - 44.0

Total Demand - 104.8

[Next Report: August 07]

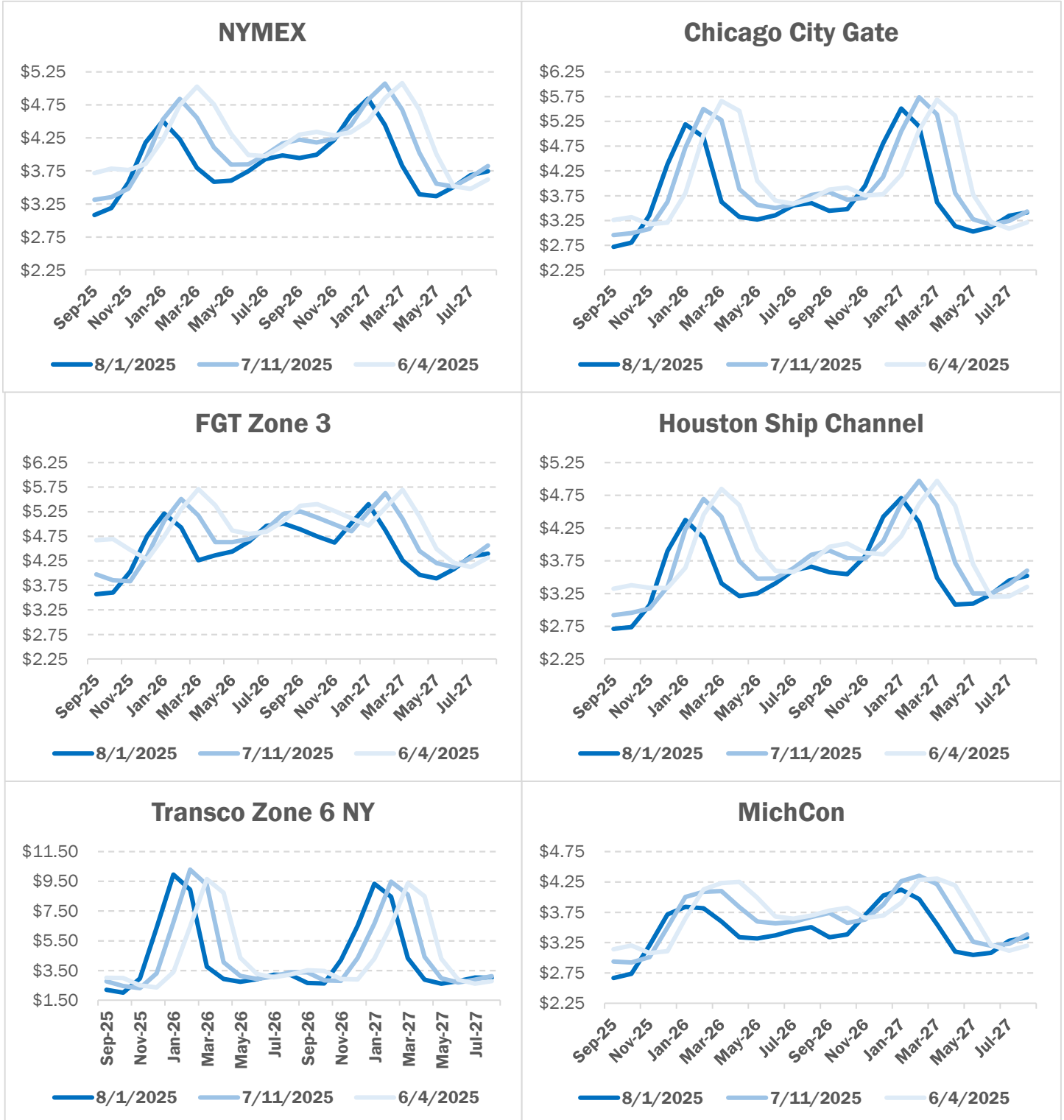
MANSFIELD EIA PREDICTION

**38**

# NATURAL GAS NEWS



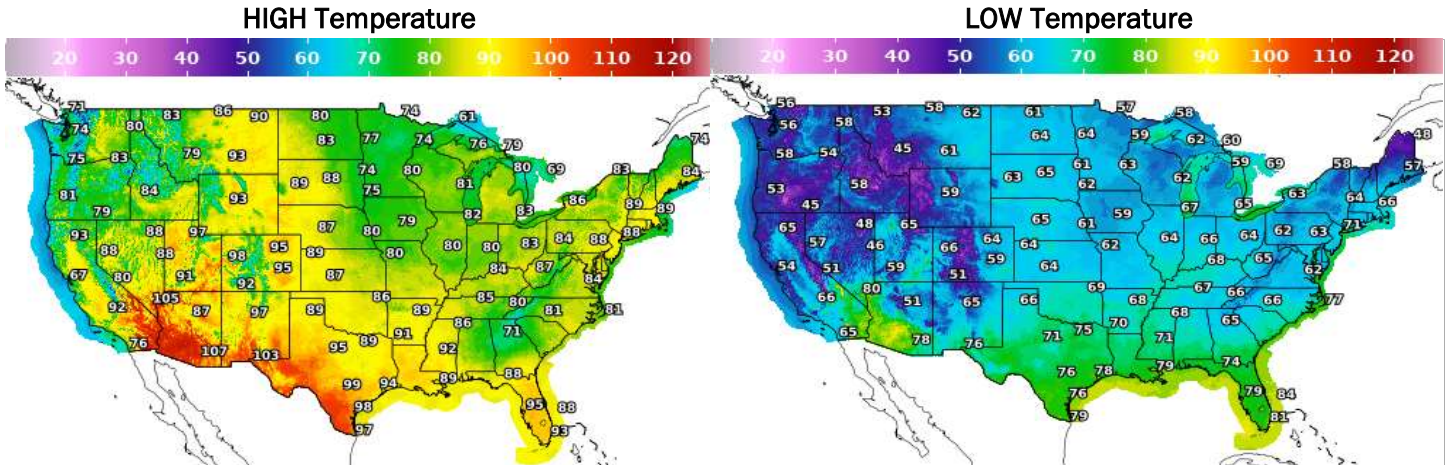
## NATURAL GAS BASIS FUTURES



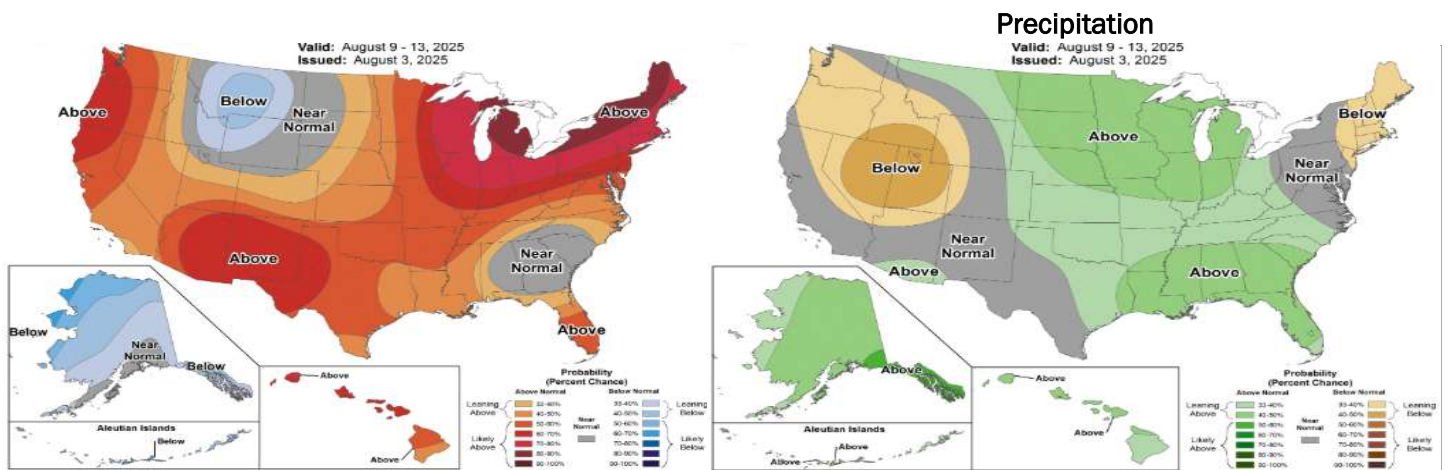
# NATURAL GAS NEWS



## WEATHER - HIGH / LOW TEMPERATURE - TOMORROW



## WEATHER - 6 - 10 DAY OUTLOOK - NOAA



## WEATHER - 8 - 14 DAY OUTLOOK - NOAA

