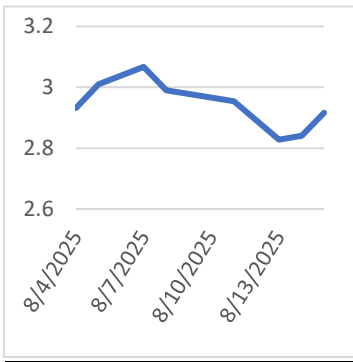


Monday, August 18, 2025

**Last Week's Prompt
NYMEX**



NYMEX NG Futures

Month	Close	Change
Sep-25	2.916	0.075
Oct-25	3.019	0.067
Nov-25	3.369	0.056
Dec-25	3.919	0.055
Jan-26	4.243	0.054
Feb-26	3.997	0.049
Mar-26	3.596	0.045
Apr-26	3.441	0.042
May-26	3.468	0.041
Jun-26	3.626	0.041
Jul-26	3.811	0.037
Aug-26	3.866	0.036
Sep-26	3.828	0.035
Oct-26	3.879	0.034
Nov-26	4.103	0.032
Dec-26	4.498	0.031
Jan-27	4.729	0.029
Feb-27	4.336	0.034
Mar-27	3.744	0.034
Apr-27	3.363	0.031
May-27	3.335	0.027
Jun-27	3.477	0.029
Jul-27	3.654	0.028
Aug-27	3.713	0.028
1 YR STRIP	3.606	0.050
2025	3.306	0.054

IN THE NEWS

Mansfield Market Assessment

As we approach the winding down of summer heat, the market is taking a breather and is selling off. Currently we are trading 2.89 we tested the 2.79 lows this morning and overnight. Production is at record levels and LNG demand is off on the heels of Cameron and Sabine down. Market does feel heavy right here and we need some sustained heat in TX and the SE or we are going to test much lower prices. End of Season storage levels are approaching 4 TCF!...

US Natural Gas Prices Collapse on Oversupply

The International Energy Agency has sought to squash hopes for an oil market recovery with a scathingly bearish monthly report, cutting 2025-2026 demand growth for the third month in a row. The IEA now expects oil demand growth to average 680,000 b/d and 700,000 b/d, respectively in 2025 and 2026. The Paris-based organization also believes that 'observed' oil inventories reached a 46-month high of 7.8 billion barrels in June, even if OECD stocks were nearing decade-low levels of just 2.8 billion barrels.... For more info go to <https://tinyurl.com/nhb6ux8z>

Rising Output and Weak Demand Keep Pressure on Bulls

U.S. natural gas futures ended last week at \$2.916, down 2.47%, as traders sold into a bounce from a nine-month low. Despite technical support near \$2.764 and a long-term floor at \$2.574, the short-term bias remains bearish unless prices can reclaim key resistance levels. Natural gas prices came under pressure after the EIA raised its 2025 U.S. production forecast to 106.44 bcf/day, up 0.5% from the prior estimate. The 2026 forecast was also revised higher to 106.09 bcf/day. ... For more info go to <https://tinyurl.com/yrbbe835>

Prompt Natural Gas (NG) Daily Sentiment

BEARISH



RESISTANCE
\$ 3.074 & 3.13
SUPPORT
\$ 2.953 & 2.888

NATURAL GAS

Futures	Close
NG	\$2.916
Volume	29,762
Open Int.	105,157

Contact Us



Always on it

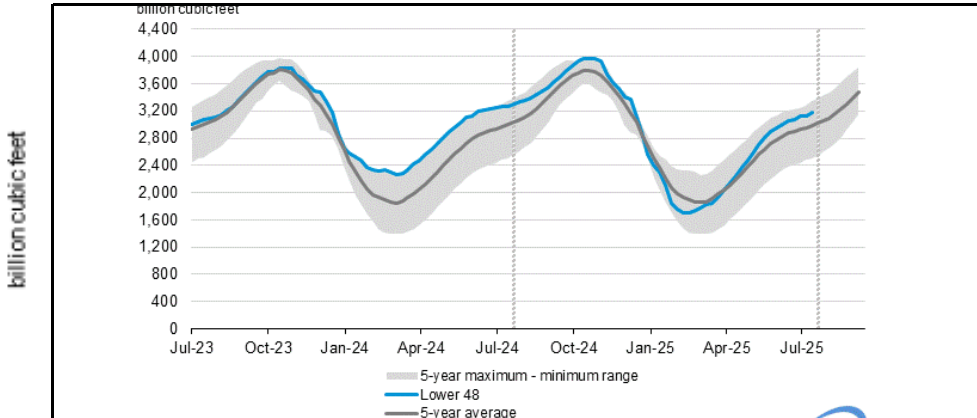
Mansfield Power & Gas
1025 Airport Pkwy
Gainesville, GA 30501
www.mansfield.energy

customercare@mansfieldpowergas.com
Phone: (678) 207 - 3350

NATURAL GAS NEWS



WEEKLY GAS IN UNDERGROUND STORAGE WITH 5-YR RANGE



for week ending August 08, 2025 | Released: August 14, 2025 | Next Release: August 21, 2025

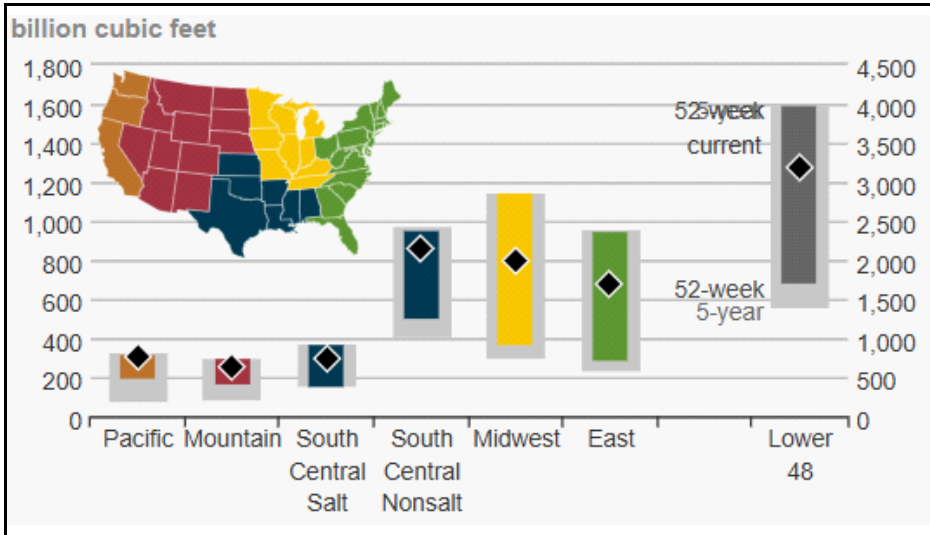
EIA Weekly Storage Actual and Surveys for

August 8, 2025

Released August 14, 2025

Range	44 to 65
S&P Global	54
FX Street	53
Investing.com	53

UNDERGROUND WORKING NAT GAS STORAGE AS OF 08/08/2025



Total Working Gas In Storage

3186 BCF

56 BCF (LAST WEEK)

-79 BCF (LAST YEAR)

196 BCF (5-YEAR AVG)

U.S. Natural Gas Supply

Gas Week -

Average Daily Values (BCF/D):

Last Year (BCF/d)

Dry Production - 102.3

Total Supply - 108.4

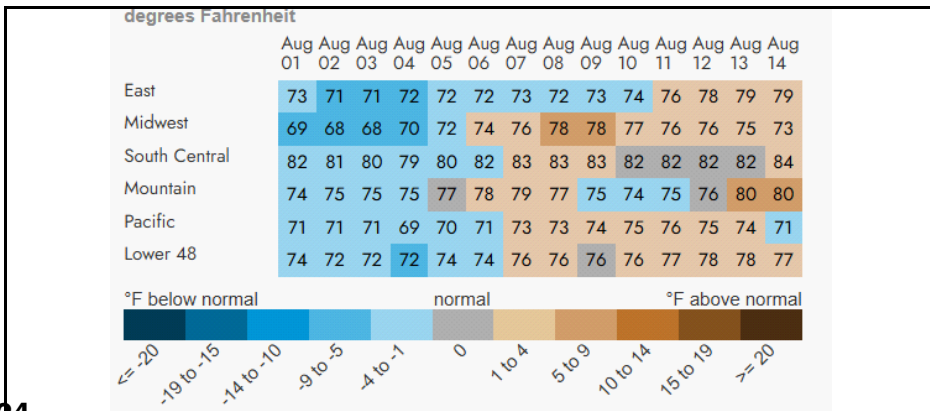
Last Week (BCF/d)

Dry Production - 106.7

Total Supply - 111.9

[Next Report: August 21]

REGIONAL AVG TEMPERATURES AND DEPARTURE FROM NORMAL



U.S. Natural Gas Demand

Gas Week -

Average Daily Values (BCF/D):

Last Year (BCF/d)

Power - 47

Total Demand - 104.6

Last Week (BCF/d)

Power - 41.1

Total Demand - 102.8

[Next Report: August 21]

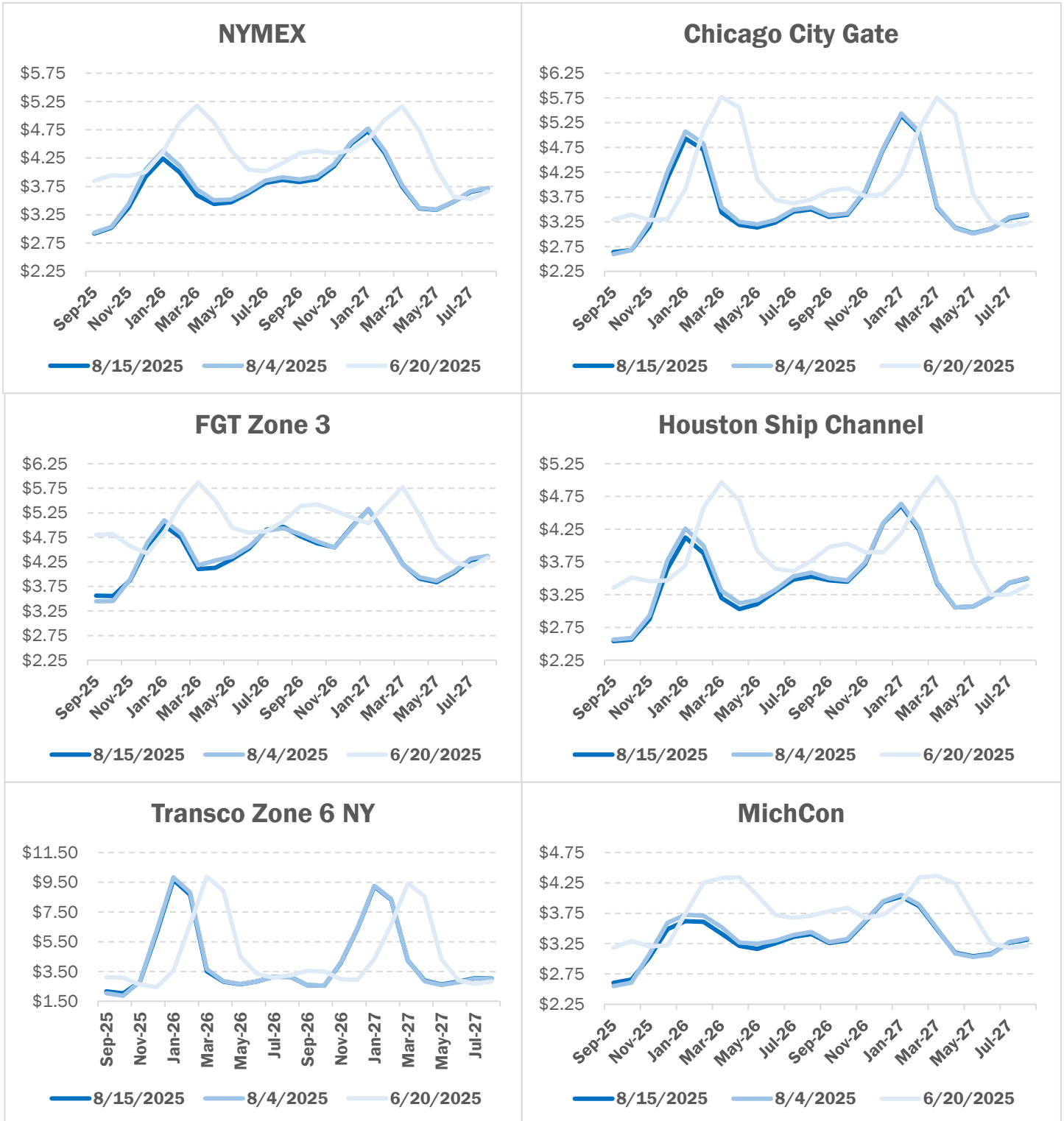
MANSFIELD EIA PREDICTION

57

NATURAL GAS NEWS



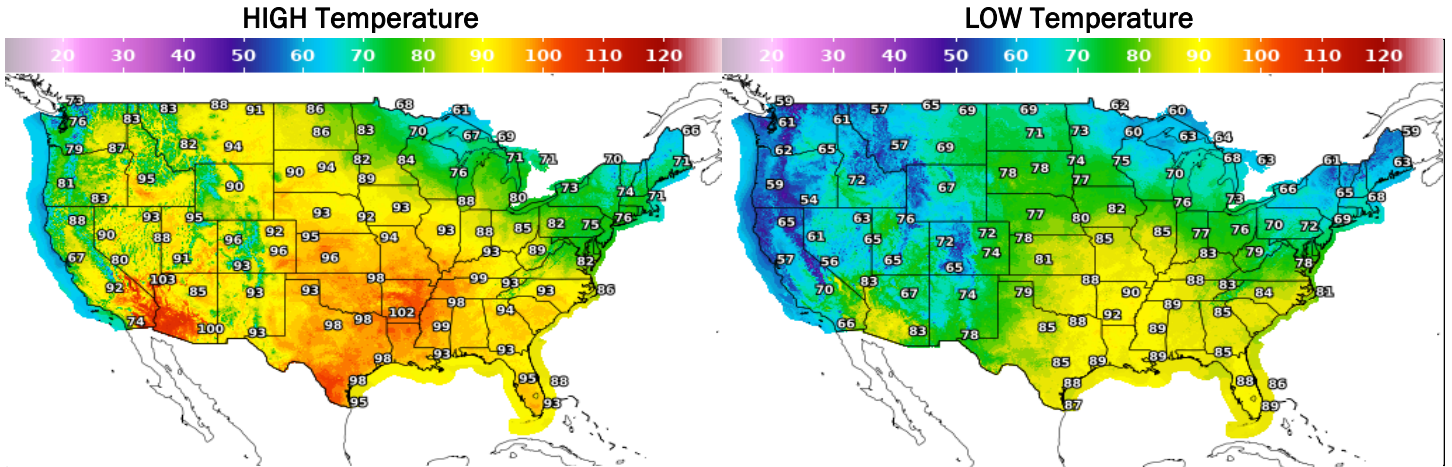
NATURAL GAS BASIS FUTURES



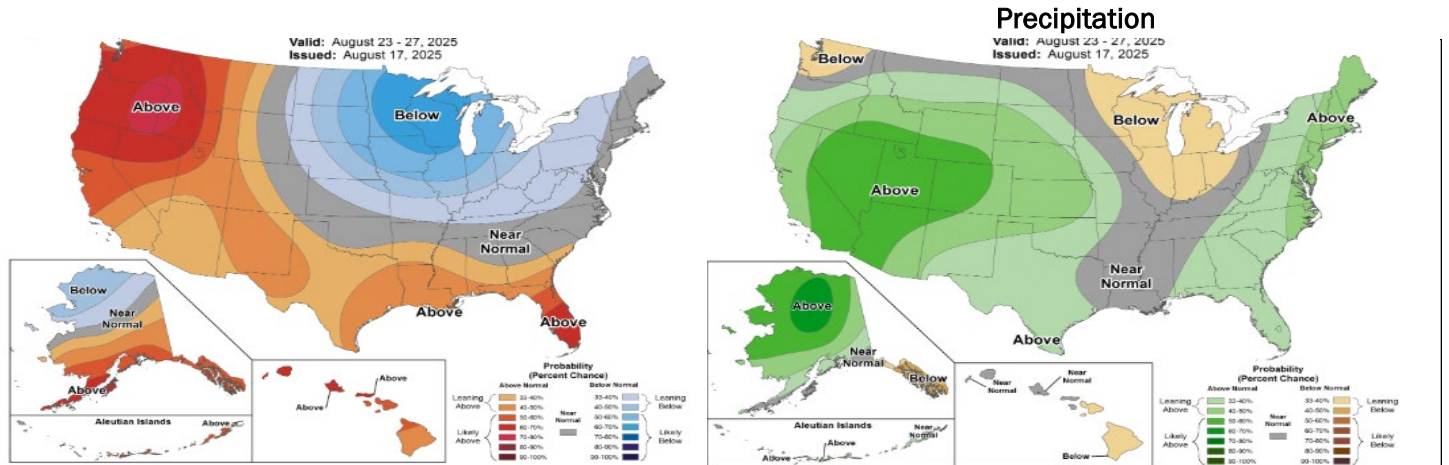
NATURAL GAS NEWS



WEATHER - HIGH / LOW TEMPERATURE - TOMORROW



WEATHER - 6 - 10 DAY OUTLOOK - NOAA



WEATHER - 8 - 14 DAY OUTLOOK - NOAA

