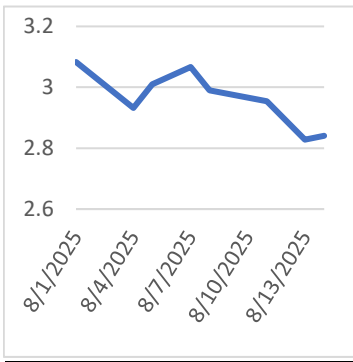


*Friday, August 15, 2025*

**Last Week's Prompt  
NYMEX**



**NYMEX NG Futures**

Month	Close	Change
Sep-25	2.841	0.013
Oct-25	2.952	0.020
Nov-25	3.313	-0.010
Dec-25	3.864	-0.040
Jan-26	4.189	-0.042
Feb-26	3.948	-0.032
Mar-26	3.551	-0.026
Apr-26	3.399	-0.024
May-26	3.427	-0.023
Jun-26	3.585	-0.020
Jul-26	3.774	-0.019
Aug-26	3.830	-0.018
Sep-26	3.793	-0.019
Oct-26	3.845	-0.022
Nov-26	4.071	-0.025
Dec-26	4.467	-0.028
Jan-27	4.700	-0.027
Feb-27	4.302	-0.029
Mar-27	3.710	-0.019
Apr-27	3.332	0.001
May-27	3.308	0.000
Jun-27	3.448	-0.001
Jul-27	3.626	-0.001
Aug-27	3.685	0.000
1 YR STRIP	3.556	-0.018
2025	3.243	-0.018

**IN THE NEWS**

**EIA Reports 56 Bcf Injection, Reinforcing Bearish Pressure on Futures**  
 U.S. natural gas futures edged lower Thursday after the EIA reported a larger-than-expected storage injection of 56 Bcf for the week ending August 8. Prices are still consolidating just below the \$2.885 resistance level, with the bearish injection print reinforcing downside pressure as traders weigh the impact of surging production, softening weather demand, and strong supply metrics....  
<https://tinyurl.com/ecxjrsrw>

**Gas Rebounds But Faces Overhead Resistance**  
 Sellers continued to dominate the natural gas market on Wednesday, driving prices to a new trend low of \$2.76 before buyers stepped in. The rebound lifted prices to an intraday high of \$2.85, marking a shift in tone from Tuesday's decline. A daily close above the prior trend low of \$2.77 would hint at short-term strength and possibly set the stage for a tradable bounce.... For more info go to  
<https://tinyurl.com/5n96uy8r>

**Forecast Warns of Lower Prices Unless Weather Shifts Fast**  
 Look, U.S. natural gas futures are pretty much going nowhere this Wednesday morning – September Nymex is hugging the flatline after sliding hard the past couple of sessions. Traders are sniffing around for a spark to reclaim that \$2.885 level, which used to be a decent floor. Without a quick pop higher, the price action looks like it wants to drift toward that next major support down near \$2.498.... For more info go to <https://tinyurl.com/4vfr3usn>

**Prompt Natural Gas (NG) Daily Sentiment**

**BEARISH**



RESISTANCE  
 \$ 2.871 & 2.9  
 SUPPORT  
 \$ 2.793 & 2.744

**NATURAL GAS**

Futures	Close
NG	\$2.841
Volume	50,056
Open Int.	122,439

**Contact Us**



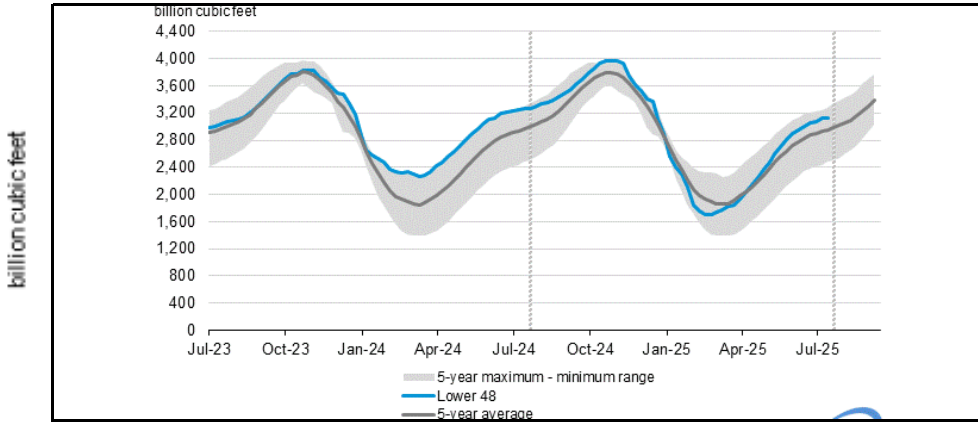
*Always on it*

**Mansfield Power & Gas**  
 1025 Airport Pkwy  
 Gainesville, GA 30501  
[www.mansfield.energy](http://www.mansfield.energy)

customer@mansfieldpowergas.com  
 Phone: (678) 207 - 3350

# NATURAL GAS NEWS

## WEEKLY GAS IN UNDERGROUND STORAGE WITH 5-YR RANGE



for week ending August 08, 2025 | Released: August 14, 2025 | Next Release: August 21, 2025

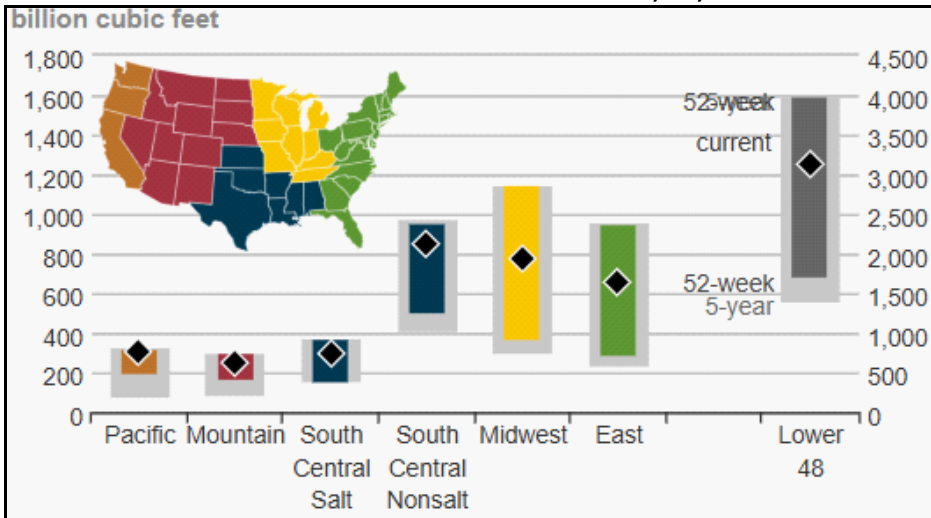
*EIA Weekly Storage Actual and Surveys for*

**August 8, 2025**

Released August 14, 2025

Range	44 to 65
S&P Global	54
FX Street	53
Investing.com	53

## UNDERGROUND WORKING NAT GAS STORAGE AS OF 08/14/2025



## TOTAL WORKING GAS IN Storage

**3186 BCF**

56 BCF (LAST WEEK)

-79 BCF (LAST YEAR)

196 BCF (5-YEAR AVG)

## U.S. Natural Gas Supply

<b>Gas Week -</b>	
<b>Average Daily Values (BCF/D):</b>	
<u>Last Year (BCF/d)</u>	
Dry Production -	102.3
Total Supply -	108.4
<u>Last Week (BCF/d)</u>	
Dry Production -	106.7
Total Supply -	111.9

[Next Report: August 21]

## U.S. Natural Gas Demand

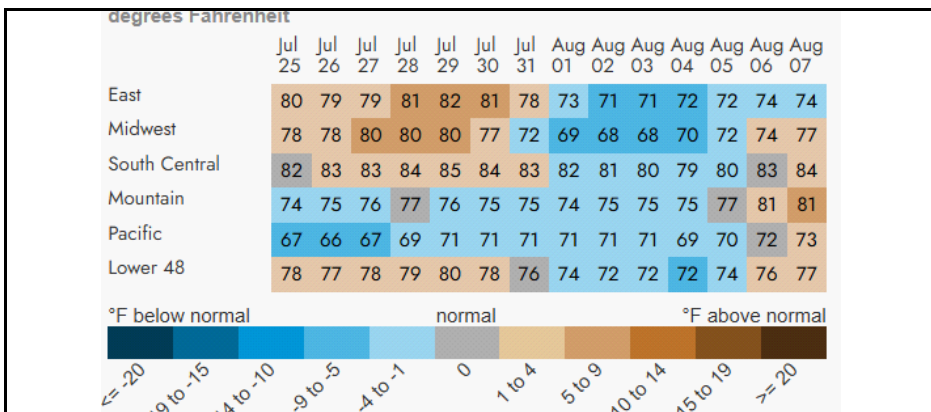
<b>Gas Week -</b>	
<b>Average Daily Values (BCF/D):</b>	
<u>Last Year (BCF/d)</u>	
Power -	47
Total Demand -	104.6
<u>Last Week (BCF/d)</u>	
Power -	41.1
Total Demand -	102.8

[Next Report: August 21]

MANSFIELD EIA PREDICTION

**57**

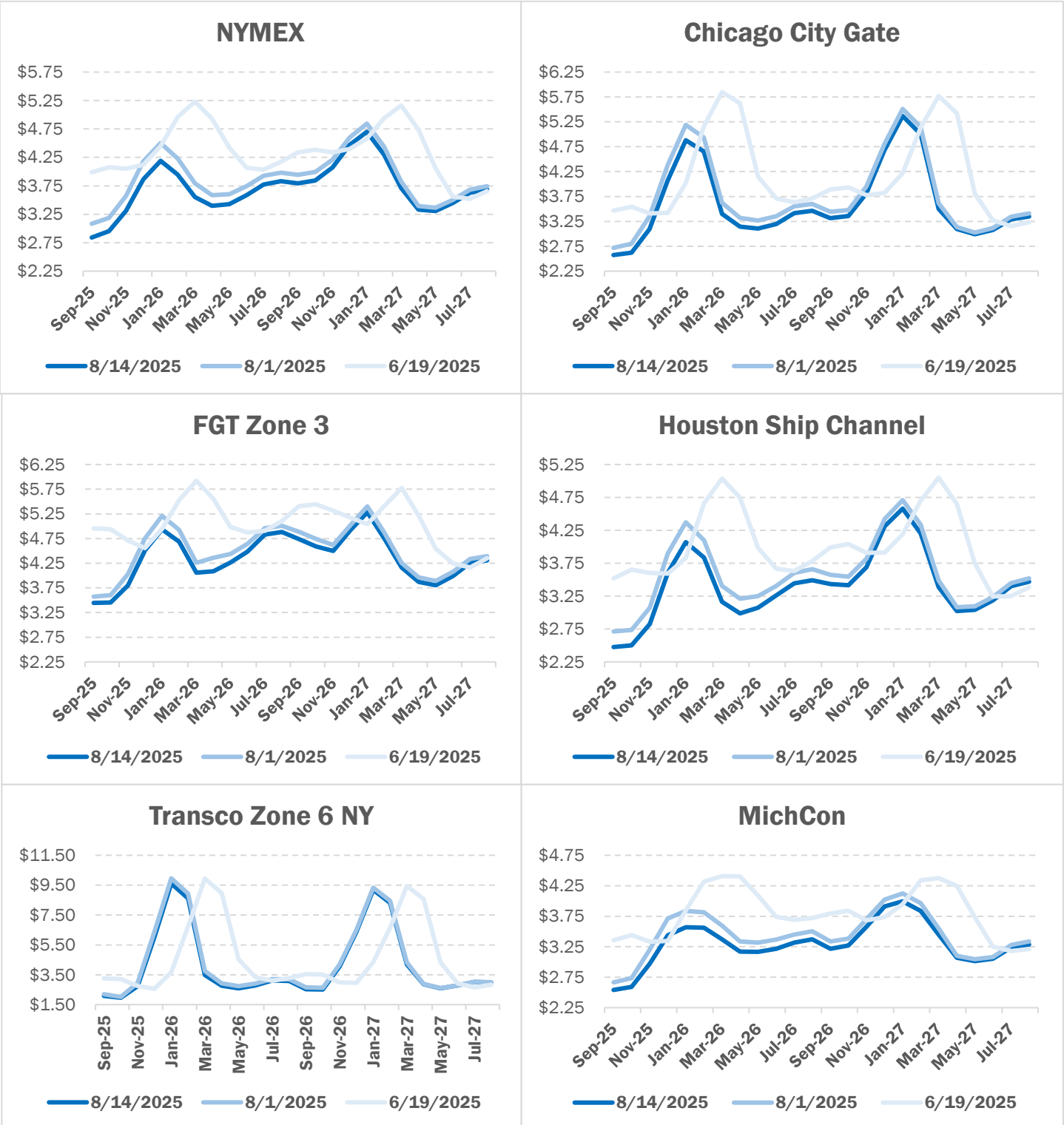
## REGIONAL AVG TEMPERATURES AND DEPARTURE FROM NORMAL



# NATURAL GAS NEWS



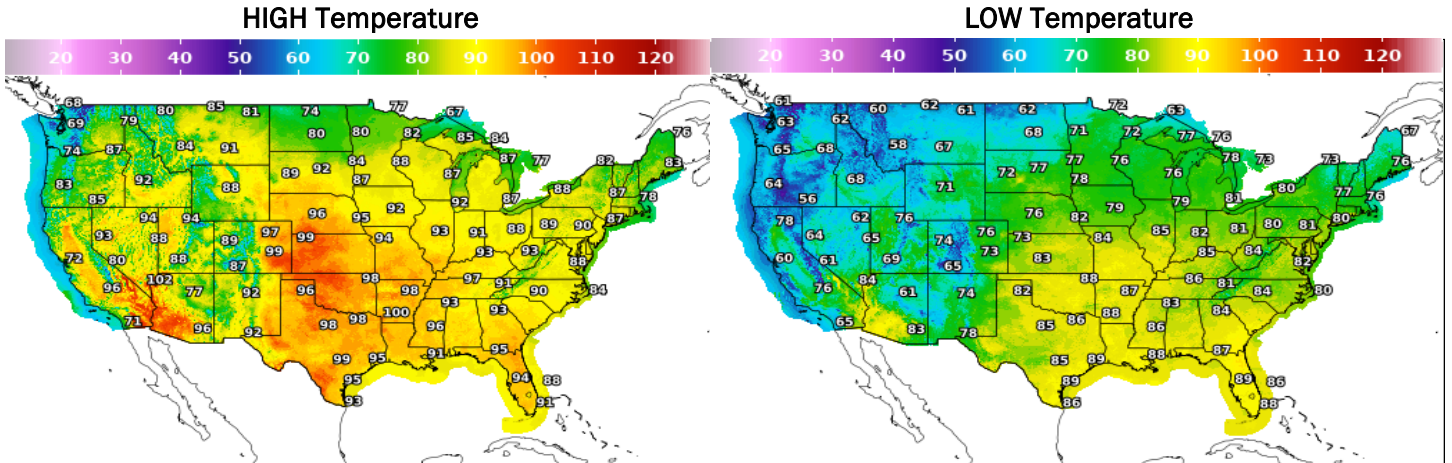
## NATURAL GAS BASIS FUTURES



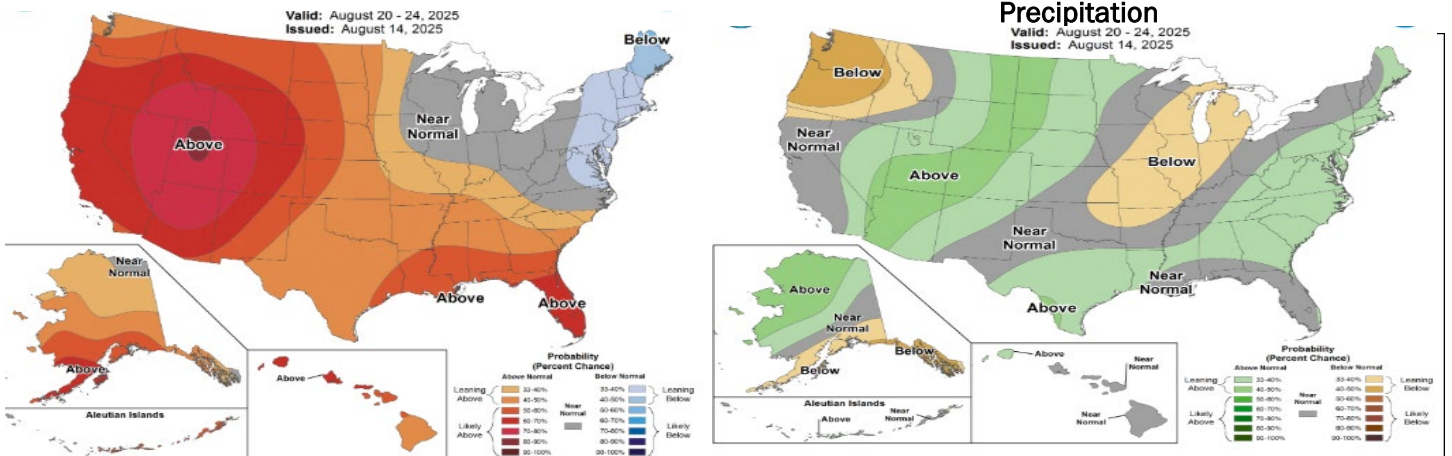
# NATURAL GAS NEWS



## WEATHER - HIGH / LOW TEMPERATURE - TOMORROW



## WEATHER - 6 - 10 DAY OUTLOOK - NOAA



## WEATHER - 8 - 14 DAY OUTLOOK - NOAA

