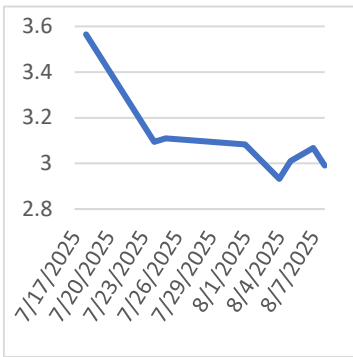


NATURAL GAS



Monday, August 11, 2025

**Last Week's Prompt
NYMEX**



NYMEX NG Futures

Month	Close	Change
Sep-25	2.990	-0.077
Oct-25	3.085	-0.083
Nov-25	3.477	-0.076
Dec-25	4.071	-0.078
Jan-26	4.393	-0.081
Feb-26	4.128	-0.076
Mar-26	3.688	-0.074
Apr-26	3.502	-0.061
May-26	3.522	-0.052
Jun-26	3.663	-0.051
Jul-26	3.842	-0.052
Aug-26	3.895	-0.054
Sep-26	3.857	-0.055
Oct-26	3.911	-0.053
Nov-26	4.137	-0.042
Dec-26	4.535	-0.034
Jan-27	4.776	-0.041
Feb-27	4.377	-0.036
Mar-27	3.765	-0.042
Apr-27	3.336	-0.034
May-27	3.311	-0.028
Jun-27	3.446	-0.032
Jul-27	3.623	-0.034
Aug-27	3.683	-0.034
1 YR STRIP	3.688	-0.068
2025	3.406	-0.073

IN THE NEWS

Bearish Forecast on Milder Weather and Robust Storage Levels

Natural gas futures ended last week under pressure, with the front-month contract settling at \$2.990, down 3.02% on the week. Early buying tied to scorching weather in parts of the U.S. faded quickly as traders turned their attention to strong production, robust storage levels, and forecasts for milder conditions ahead. The technical picture remains firmly bearish, with price holding well below the 52-week simple moving average at 3.730. The latest EIA storage report showed a net injection of 7 Bcf for the week ending August 1, bringing total working gas in storage to 3,130 Bcf. ... <https://tinyurl.com/yey6c4dt>

Al's endless thirst for power driving a natural gas boom in Appalachia

Natural gas has always been the overlooked little brother to crude oil that drives the fossil fuel industry dating back to the famed Drake Well in 1859 in Pennsylvania, which launched the U.S. oil and gas industry. The dynamics have changed now—especially in the heart of the gassy Marcellus Shale in Pennsylvania. Gas demand is beginning to boom thanks to the electricity feeding frenzy from data centers, skyrocketing liquefied natural gas (LNG) exports, and the ongoing retirements of aging coal plants being replaced by relatively cleaner-burning gas.... For more info go to <https://tinyurl.com/8vka35yj>

Downward Trends Persist Amid Weak Momentum Signals

Oil and natural gas markets started the week under pressure, with WTI crude sliding 1% to \$63.10 per barrel, its lowest in over two months. The decline reflects investor focus on easing geopolitical tensions that could boost global oil supply, alongside fresh U.S. trade measures raising concerns about energy demand. A potential resolution to ongoing conflicts may lift sanctions on key producers, adding supply-side pressure, while higher tariffs threaten broader economic activity.... For more info go to <https://tinyurl.com/376vpj4>

Prompt Natural Gas (NG) Daily Sentiment

BEARISH



RESISTANCE
\$ 3.077 & 3.165
SUPPORT
\$ 2.931 & 2.873

NATURAL GAS

Futures	Close
NG	\$2.990
Volume	52,233
Open Int.	222,127

Contact Us



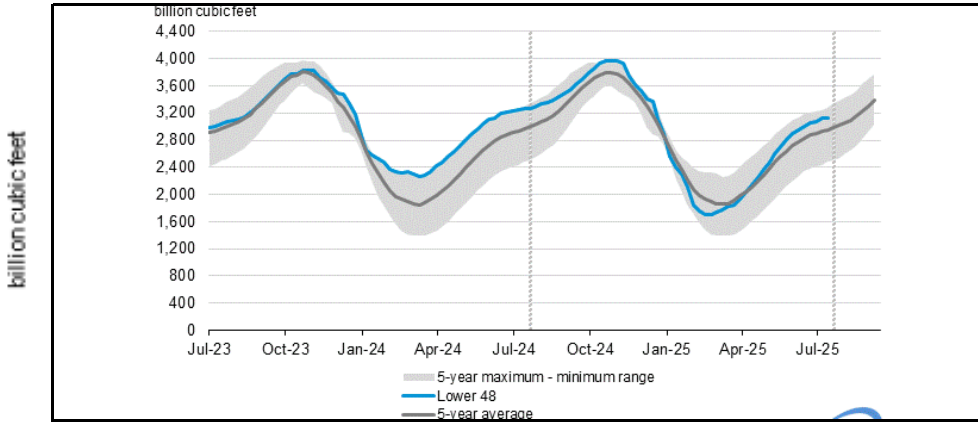
Always on it

Mansfield Power & Gas
1025 Airport Pkwy
Gainesville, GA 30501
www.mansfield.energy

customer@mansfieldpowergas.com
Phone: (678) 207 - 3350

NATURAL GAS NEWS

WEEKLY GAS IN UNDERGROUND STORAGE WITH 5-YR RANGE



for week ending August 01, 2025 | Released: August 07, 2025 | Next Release: August 14, 2025

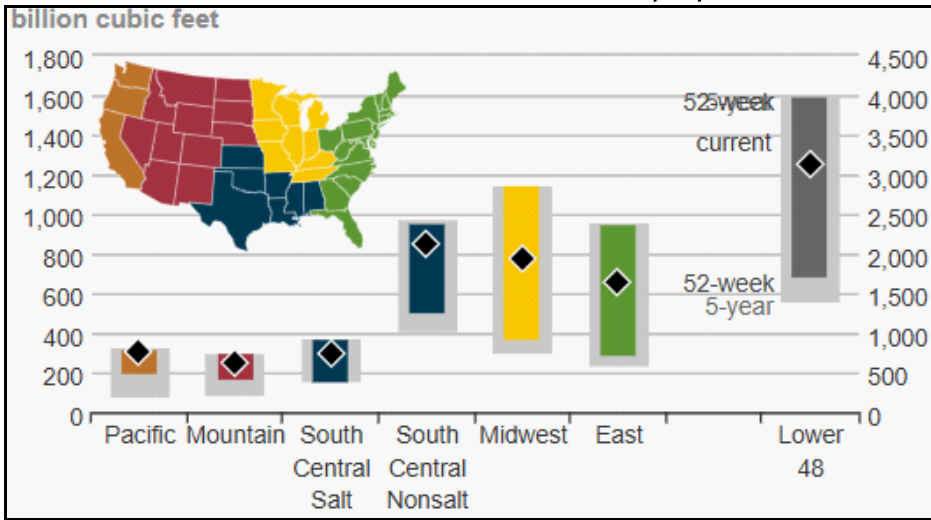
EIA Weekly Storage Actual and Surveys for

August 1, 2025

Released August 07, 2025

Range	5 to 25
S&P Global	15
FX Street	10
Investing.com	10

UNDERGROUND WORKING NAT GAS STORAGE AS OF 08/07/2025



TOTAL WORKING GAS IN Storage

3130 BCF

7 BCF (LAST WEEK)

-137 BCF (LAST YEAR)

173 BCF (5-YEAR AVG)

U.S. Natural Gas Supply

Gas Week -

Average Daily Values (BCF/D):

Last Year (BCF/d)

Dry Production - 103.8

Total Supply - 110.8

Last Week (BCF/d)

Dry Production - 106.8

Total Supply - 113.1

[Next Report: August 14]

U.S. Natural Gas Demand

Gas Week -

Average Daily Values (BCF/D):

Last Year (BCF/d)

Power - 53.5

Total Demand - 111.8

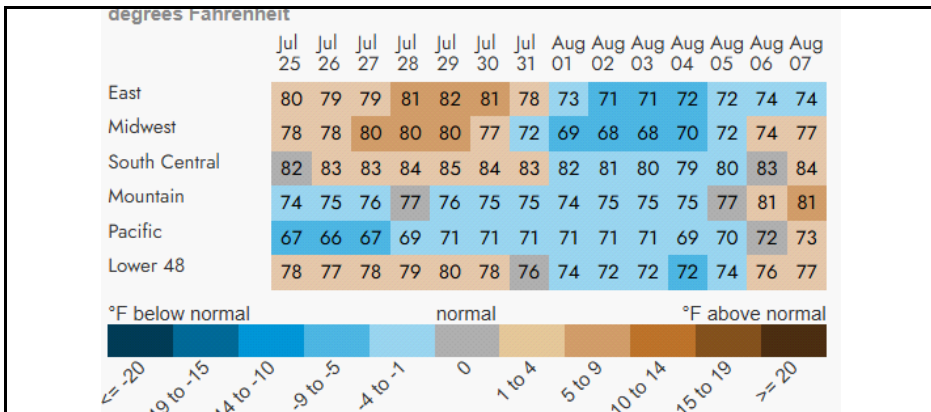
Last Week (BCF/d)

Power - 48.6

Total Demand - 109.6

[Next Report: August 14]

REGIONAL AVG TEMPERATURES AND DEPARTURE FROM NORMAL

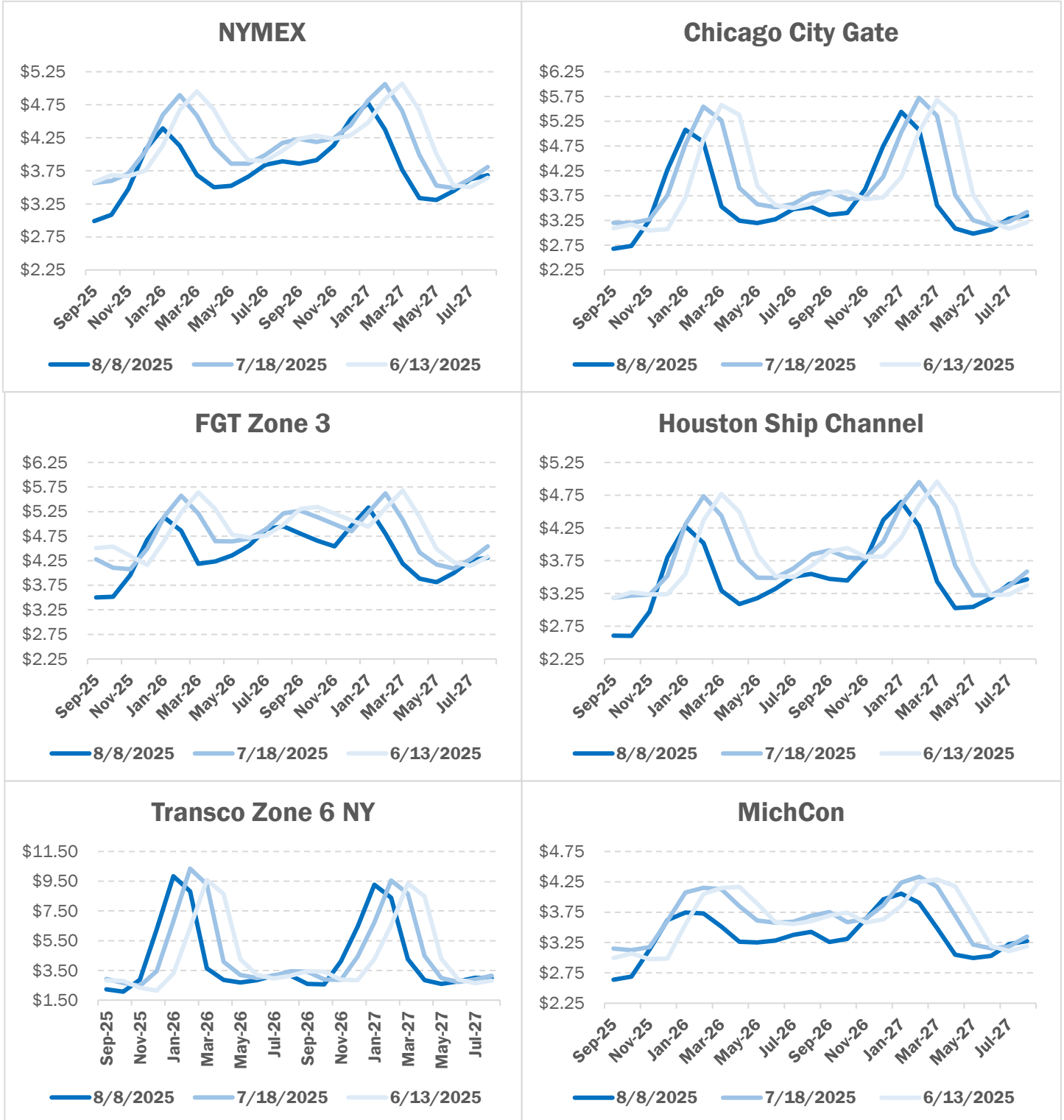


MANSFIELD EIA PREDICTION

NATURAL GAS NEWS



NATURAL GAS BASIS FUTURES



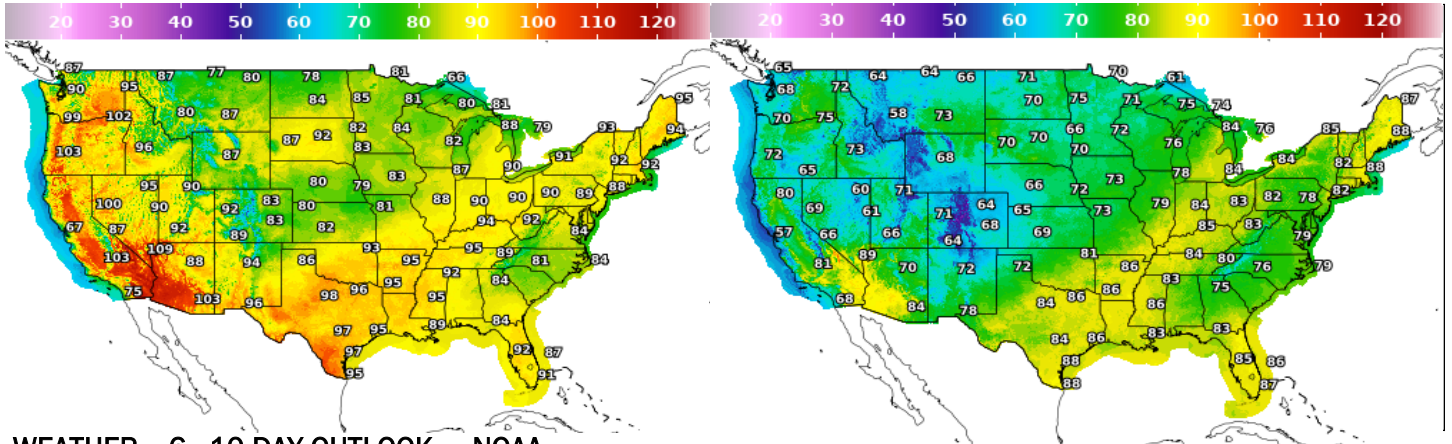
NATURAL GAS NEWS



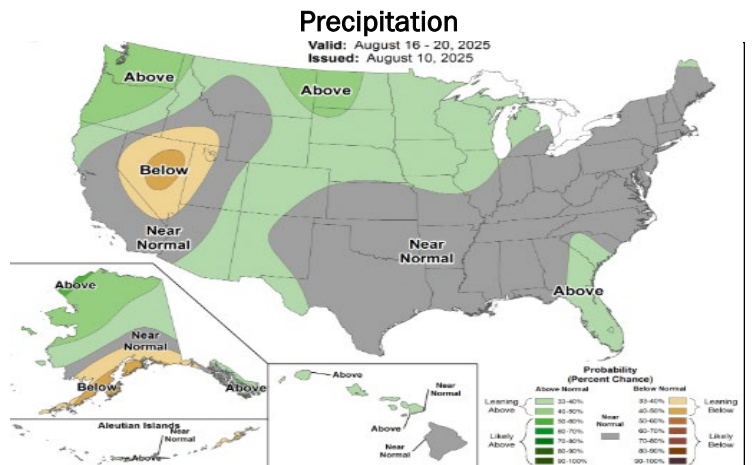
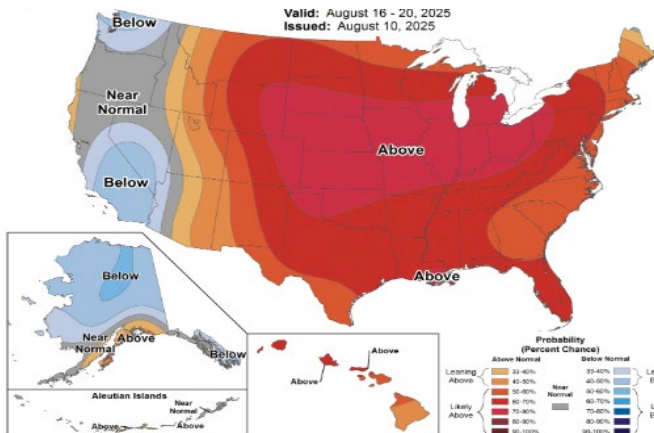
WEATHER - HIGH / LOW TEMPERATURE - TOMORROW

HIGH Temperature

LOW Temperature



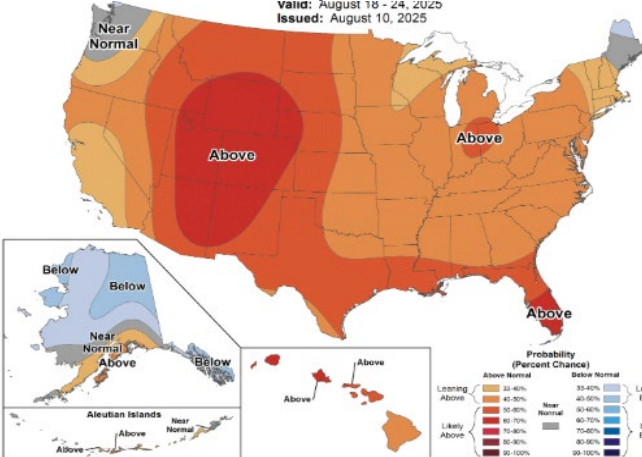
WEATHER - 6 - 10 DAY OUTLOOK - NOAA



WEATHER - 8 - 14 DAY OUTLOOK - NOAA

Temperature

Valid: August 18 - 24, 2025
Issued: August 10, 2025



Precipitation

Valid: August 18 - 24, 2025
Issued: August 10, 2025

