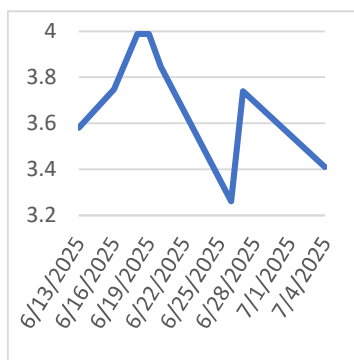


Monday, July 7, 2025

## Last Week's Prompt NYMEX



## NYMEX NG Futures

Month	Close	Change
Aug-25	3.409	-0.330
Sep-25	3.431	-0.323
Oct-25	3.532	-0.323
Nov-25	3.913	-0.322
Dec-25	4.476	-0.328
Jan-26	4.769	-0.325
Feb-26	4.475	-0.319
Mar-26	4.018	-0.277
Apr-26	3.752	-0.228
May-26	3.755	-0.211
Jun-26	3.908	-0.210
Jul-26	4.090	-0.209
Aug-26	4.139	-0.210
Sep-26	4.093	-0.209
Oct-26	4.146	-0.207
Nov-26	4.363	-0.176
Dec-26	4.746	-0.145
Jan-27	4.987	-0.134
Feb-27	4.587	-0.093
Mar-27	3.947	-0.058
Apr-27	3.508	-0.029
May-27	3.471	-0.027
Jun-27	3.613	-0.024
Jul-27	3.789	-0.022
1 YR STRIP	3.961	-0.284
2025	3.752	-0.308

## IN THE NEWS

### Mansfield Market Assessment

Not much new information out in the market this Monday morning. Weather looks to be above the 10 year, however, not much heat in Texas and the Southeast. Production looks to be around 106 BCF which seems to be high based on current load. From a technical standpoint, \$3.40 is a huge level, we are below that level and if we can't rally back above that level, we are going to test \$3.18. Cash at Henry Hub continues to trade behind the futures approximately \$0.15 cents, we need heat in Texas!...

### Bearish Outlook Builds as Weather Cools, Inventory Swells

Natural gas futures plunged 8.8% as cooler weather forecasts undercut strong summer demand expectations. EIA reported +96 Bcf and +55 Bcf injections, pushing inventories 6.2% above the five-year seasonal average. Technicals show futures trading below the 52-week MA at \$3.640, with key support at \$2.496 in focus. Natural gas prices came under heavy selling pressure during the holiday-shortened week of June 30 to July 4, with futures settling 8.8% lower as cooler weather forecasts undercut expectations for strong summer demand, while robust production and solid storage builds reinforced the bearish narrative. Traders who positioned for heat-driven demand faced a sharp reversal as forecasts shifted cooler across key regions, reducing expectations for air conditioning load into mid-July. Model... For more info go to <https://tinyurl.com/ysps7f2t>

### Consumers Energy to upgrade 135 miles of natural gas pipelines

JACKSON, Mich. - Consumers Energy (CMS), a utility company currently valued at \$21 billion with a FAIR financial health rating according to InvestingPro, announced Monday it is undertaking major construction projects to update 135 miles of natural gas infrastructure across 15 Michigan communities this summer. The work will replace existing cast iron and steel pipelines, some over 100 years old, to ensure continued safe and reliable service to the utility's 1.8 million natural gas customers. More than 600 employees and contractors are involved in the projects. This infrastructure investment aligns with the company's strong dividend history, having maintained payments for 19 consecutive years with a current yield of 3.1%. "These projects are a visible demonstration of Consumers Energy's comm... For more info go to <https://tinyurl.com/y9fxheus>

## Prompt Natural Gas (NG) Daily Sentiment

BEARISH



RESISTANCE

\$ 3.525 & 3.64

SUPPORT

\$ 3.343 & 3.276

## NATURAL GAS

Futures	Close
NG	\$3.409
Volume	72,390
Open Int.	150,541

## Contact Us



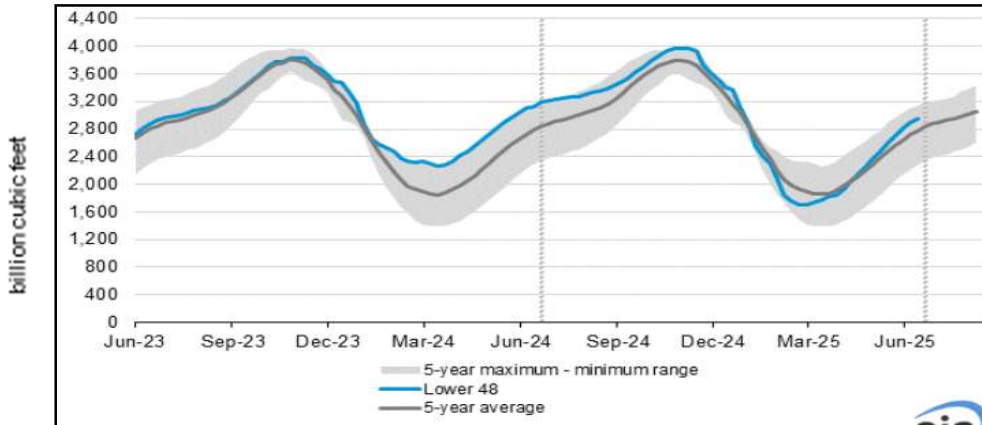
**Mansfield Power & Gas**  
1025 Airport Pkwy  
Gainesville, GA 30501  
[www.mansfield.energy](http://www.mansfield.energy)

customer@mansfieldpowergas.com  
Phone: (678) 207 - 3350

# NATURAL GAS NEWS



## WEEKLY GAS IN UNDERGROUND STORAGE WITH 5-YR RANGE



for week ending June 27, 2025 | Released: July 03, 2025 | Next Release: July 10, 2025

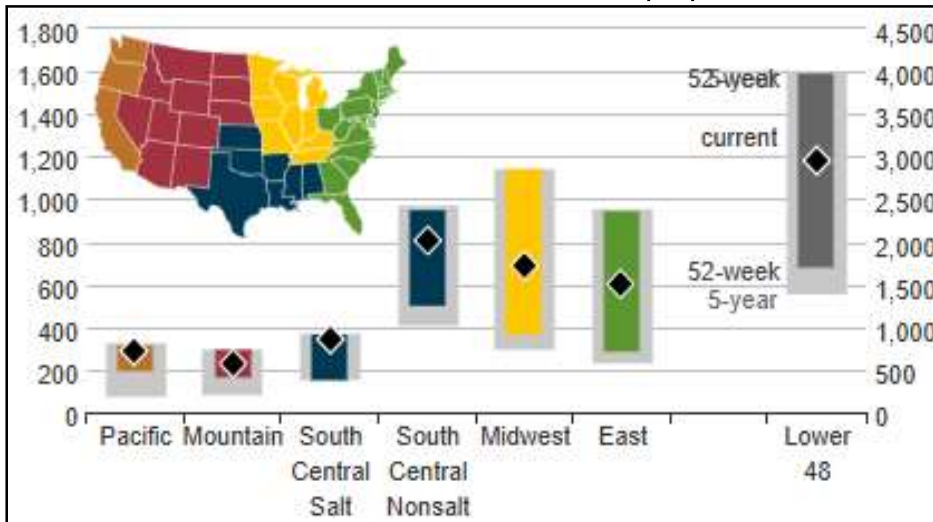
### EIA Weekly Storage Actual and Surveys for

June 27, 2025

Released July 03, 2025

Range	38 to 59
S&P Global	49
FX Street	48
Investing.com	48

## UNDERGROUND WORKING NAT GAS STORAGE AS OF 06/27/2025



### Total Working Gas In Storage

**2953 BCF**

55 BCF (LAST WEEK)

-176 BCF (LAST YEAR)

173 BCF (5-YEAR AVG)

### U.S. Natural Gas Supply

#### Gas Week -

Average Daily Values (BCF/D):

Last Year (BCF/d)

Dry Production - 102.0

Total Supply - 108.2

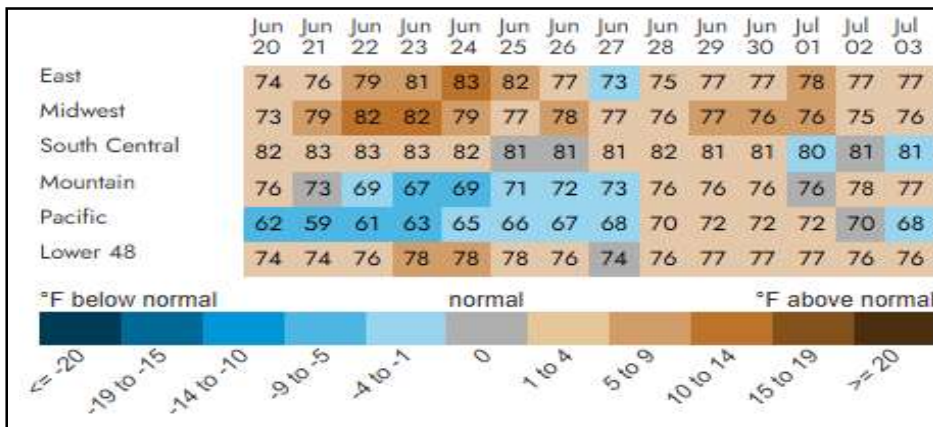
Last Week (BCF/d)

Dry Production - 105.7

Total Supply - 112.3

[Next Report: July 10]

## REGIONAL AVG TEMPERATURES AND DEPARTURE FROM NORMAL



### U.S. Natural Gas Demand

#### Gas Week -

Average Daily Values (BCF/D):

Last Year (BCF/d)

Power - 45.4

Total Demand - 103.1

Last Week (BCF/d)

Power - 39.0

Total Demand - 98.5

[Next Report: July 10]

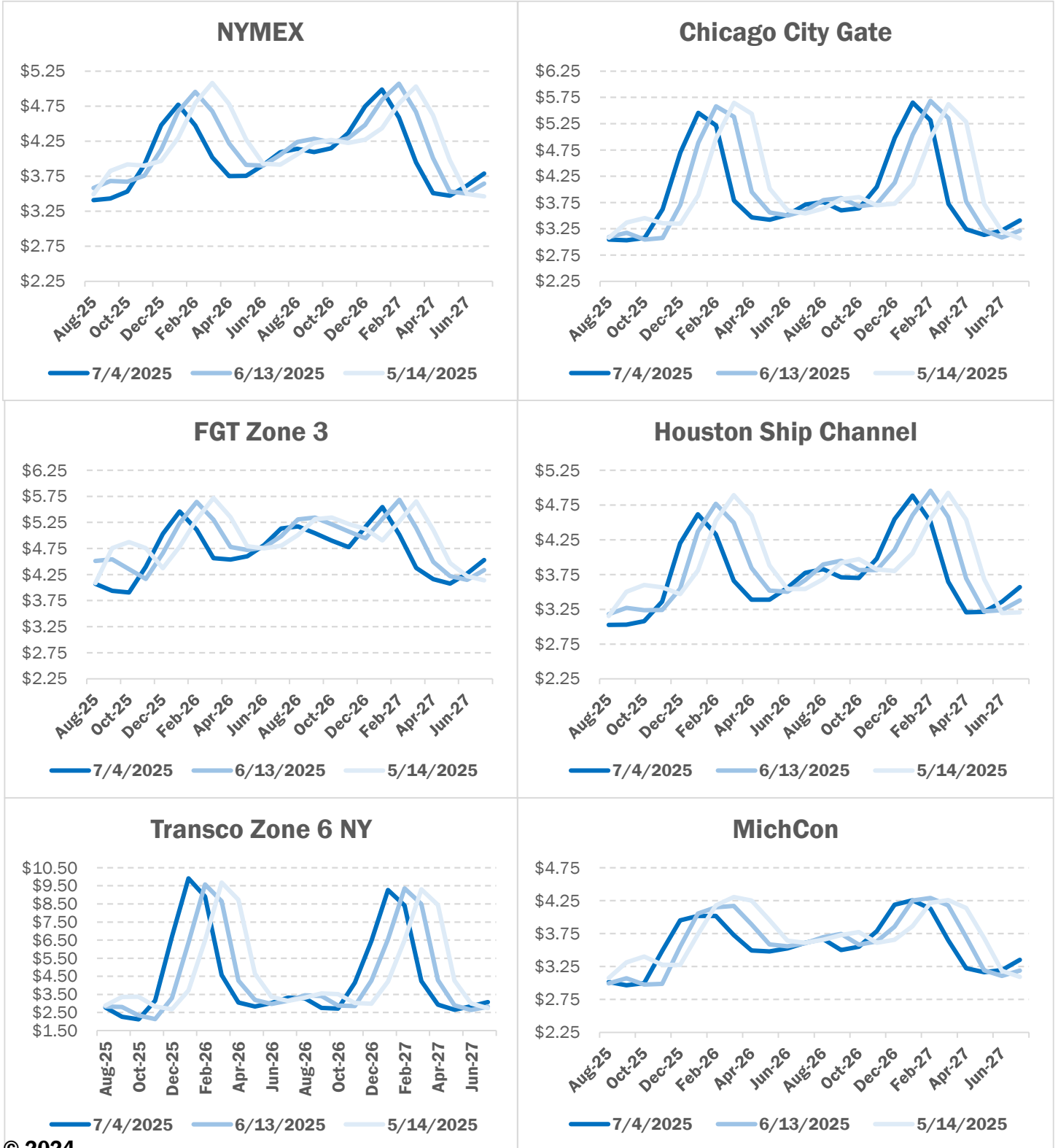
MANSFIELD EIA PREDICTION

**46**

# NATURAL GAS NEWS



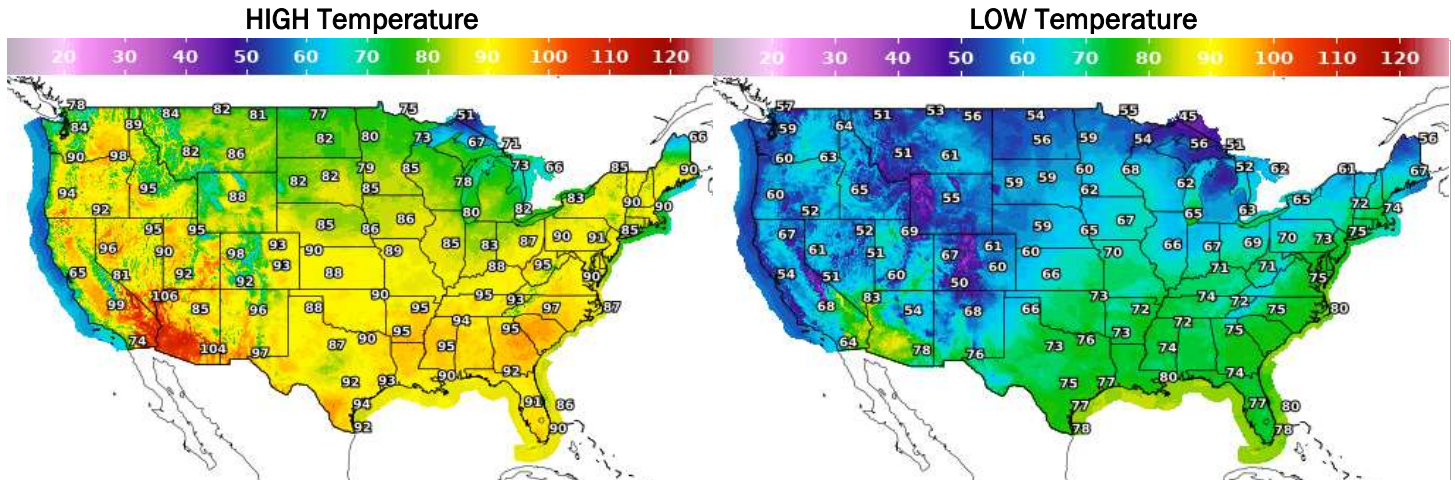
## NATURAL GAS BASIS FUTURES



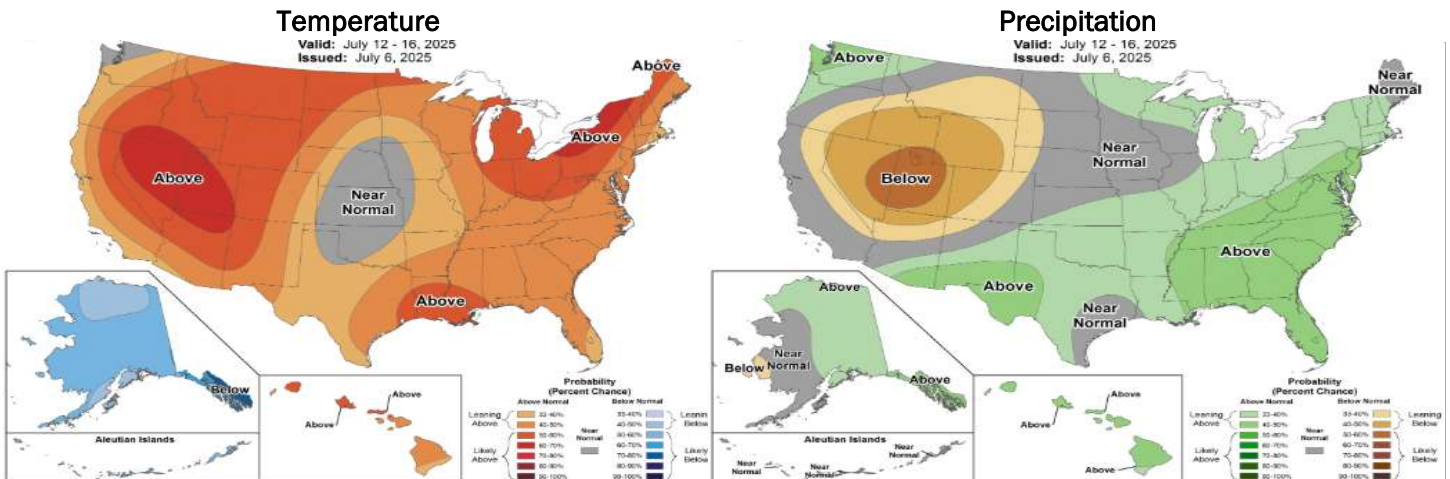
# NATURAL GAS NEWS



## WEATHER - HIGH / LOW TEMPERATURE - TOMORROW



## WEATHER - 6 - 10 DAY OUTLOOK - NOAA



## WEATHER - 8 - 14 DAY OUTLOOK - NOAA

