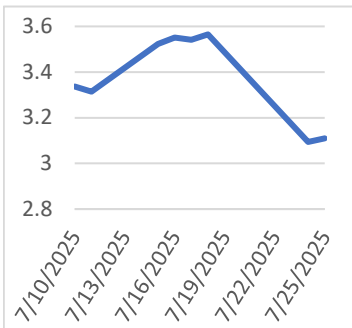


Monday, July 28, 2025

Last Week's Prompt

**NYMEX**



**NYMEX NG Futures**

Month	Close	Change
Aug-25	3.110	0.016
Sep-25	3.158	0.011
Oct-25	3.258	0.002
Nov-25	3.627	-0.027
Dec-25	4.207	-0.042
Jan-26	4.524	-0.037
Feb-26	4.251	-0.032
Mar-26	3.824	-0.030
Apr-26	3.604	-0.029
May-26	3.612	-0.034
Jun-26	3.760	-0.038
Jul-26	3.947	-0.042
Aug-26	4.008	-0.041
Sep-26	3.963	-0.040
Oct-26	4.016	-0.039
Nov-26	4.225	-0.034
Dec-26	4.603	-0.033
Jan-27	4.842	-0.034
Feb-27	4.465	-0.031
Mar-27	3.849	-0.021
Apr-27	3.424	-0.018
May-27	3.395	-0.019
Jun-27	3.534	-0.019
Jul-27	3.716	-0.019
1 YR STRIP	3.740	-0.024
2025	3.472	-0.019

**IN THE NEWS**

**Billions coming to Pennsylvania for natural gas and data center development**

Billions of dollars will be invested in natural gas and data center infrastructure throughout Pennsylvania as part of a push to make the commonwealth a hub for the development of artificial intelligence, with investments to include \$25 billion for natural gas power generation in Northeast Pennsylvania. Participants at the Pennsylvania Energy and Innovation Summit, held in Pittsburgh on July 15, announced around \$90 billion worth of investment projects in total. PPL, an Allentown-based utility that serves 3.6 million customers, joined with investment firm Blackstone Infrastructure to announce \$25 billion for the data center and infrastructure development coming to Northeast Pennsylvania....

<https://tinyurl.com/tr8ff2bf>

**Cooling Weather and High Inventory Keep Bulls on Sidelines**

U.S. natural gas futures were flat in early Monday trading, struggling to recover from last week's sharp selloff that sent August contracts down 45.5 cents to \$3.110. Sellers briefly pushed prices to \$3.047 in early trading, just below last week's low of \$3.061, before short-covering lifted the market back to even. The lack of conviction on the downside suggests traders are cautious about pressing further unless a clear catalyst emerges. Weather remains a primary drag on sentiment. Updated GFS and EC models have steadily trimmed cooling demand expectations, removing five cooling degree days from prior forecasts. ... For more info go to

<https://tinyurl.com/3zeasf8r>

**Russian Oil & Gas Replaced With US Fuel Under \$750B Deal**

The European Union and the United States have signed a new trade agreement aimed at strengthening economic ties and reducing Europe's reliance on Russian energy. As part of the deal, the EU will replace Russian gas and oil with large-scale purchases of American liquefied natural gas (LNG), crude oil, and nuclear fuel. The announcement was made by European Commission President Ursula von der Leyen on July 27. According to von der Leyen, the EU, within the framework of the new trade agreement with the US, plans to use American energy resources to achieve energy independence from Russia.... For more info go to <https://tinyurl.com/w2ur2va4>

**Prompt Natural Gas (NG) Daily Sentiment**

**BEARISH**



RESISTANCE

\$ 3.197 & 3.237

SUPPORT

\$ 3.121 & 3.085

**NATURAL GAS**

Futures	Close
NG	\$3.110
Volume	12,852
Open Int.	n/a

**Contact Us**



Always on it

**Mansfield Power & Gas**

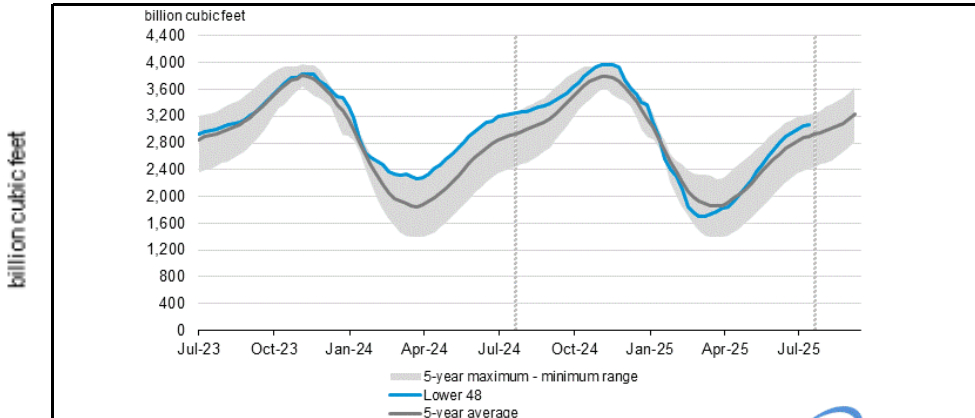
1025 Airport Pkwy  
Gainesville, GA 30501  
[www.mansfield.energy](http://www.mansfield.energy)

[customer@mansfieldpowergas.com](mailto:customer@mansfieldpowergas.com)  
Phone: (678) 207 - 3350

# NATURAL GAS NEWS



## WEEKLY GAS IN UNDERGROUND STORAGE WITH 5-YR RANGE



for week ending July 18, 2025 | Released: July 24, 2025 | Next Release: July 31, 2025

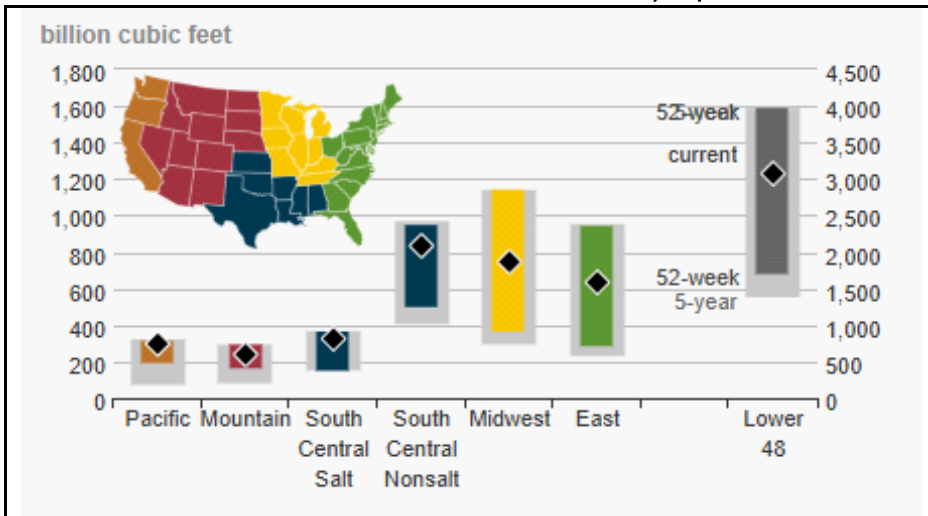
*EIA Weekly Storage Actual and Surveys for*

**July 18, 2025**

Released July 24, 2025

Range	25 to 35
S&P Global	30
FX Street	28
Investing.com	28

## UNDERGROUND WORKING NAT GAS STORAGE AS OF 07/24/2025



## TOTAL WORKING GAS IN Storage

**3075 BCF**

23 BCF (LAST WEEK)

-153 BCF (LAST YEAR)

171 BCF (5-YEAR AVG)

## U.S. Natural Gas Supply

**Gas Week -**

Average Daily Values (BCF/D):

Last Year (BCF/d)

Dry Production - 102.8

Total Supply - 109.0

Last Week (BCF/d)

Dry Production - 106.5

Total Supply - 113.1

[Next Report: July 31]

## U.S. Natural Gas Demand

**Gas Week -**

Average Daily Values (BCF/D):

Last Year (BCF/d)

Power - 48.3

Total Demand - 103.8

Last Week (BCF/d)

Power - 45.8

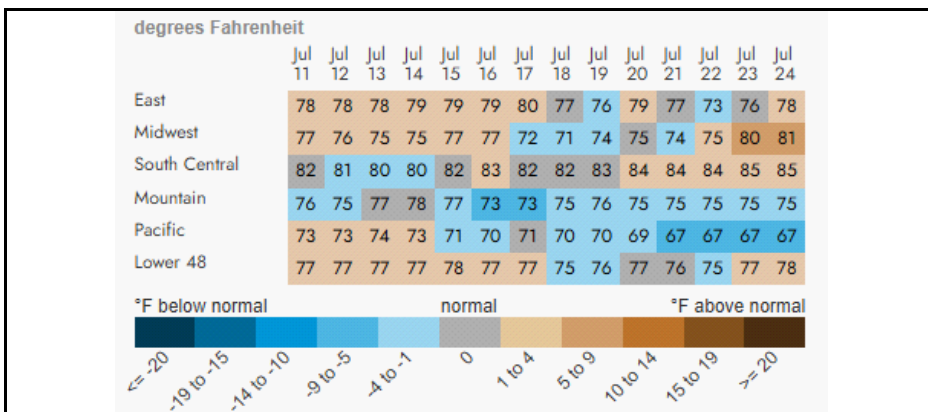
Total Demand - 107.1

[Next Report: July 31]

MANSFIELD EIA PREDICTION

**28**

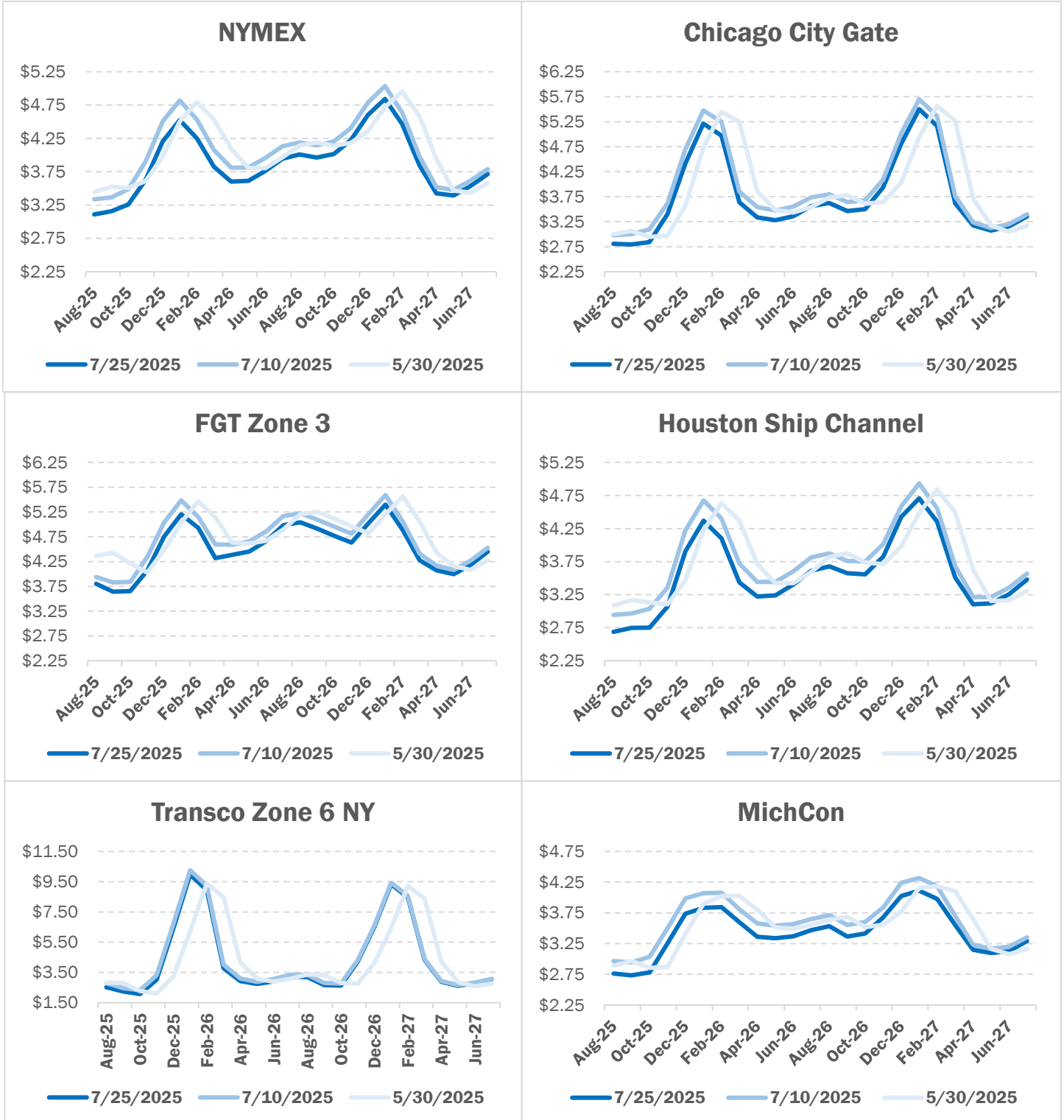
## REGIONAL AVG TEMPERATURES AND DEPARTURE FROM NORMAL



# NATURAL GAS NEWS



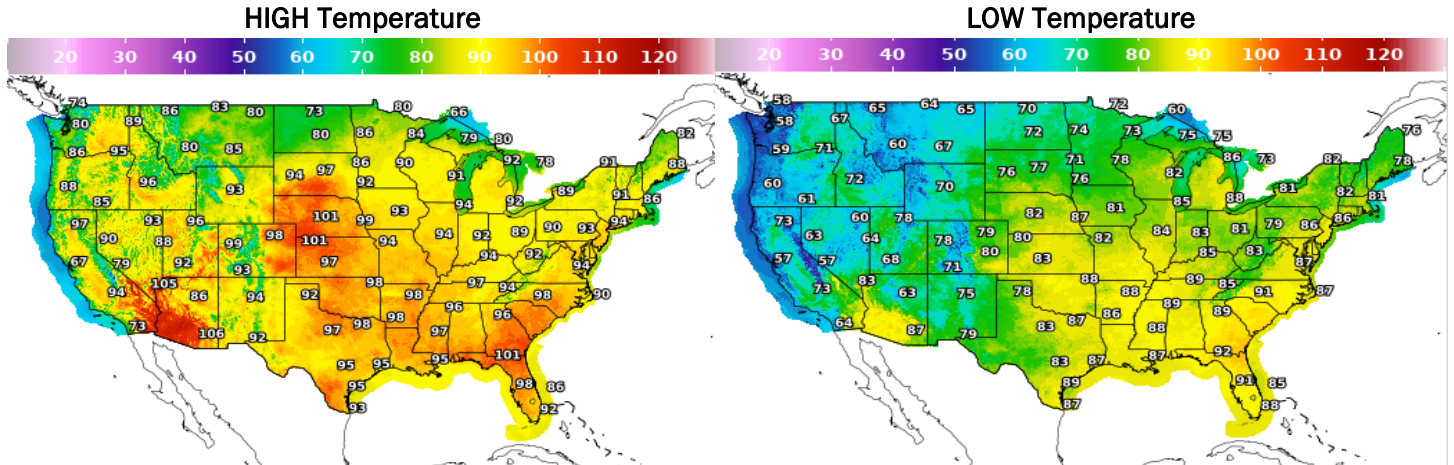
## NATURAL GAS BASIS FUTURES



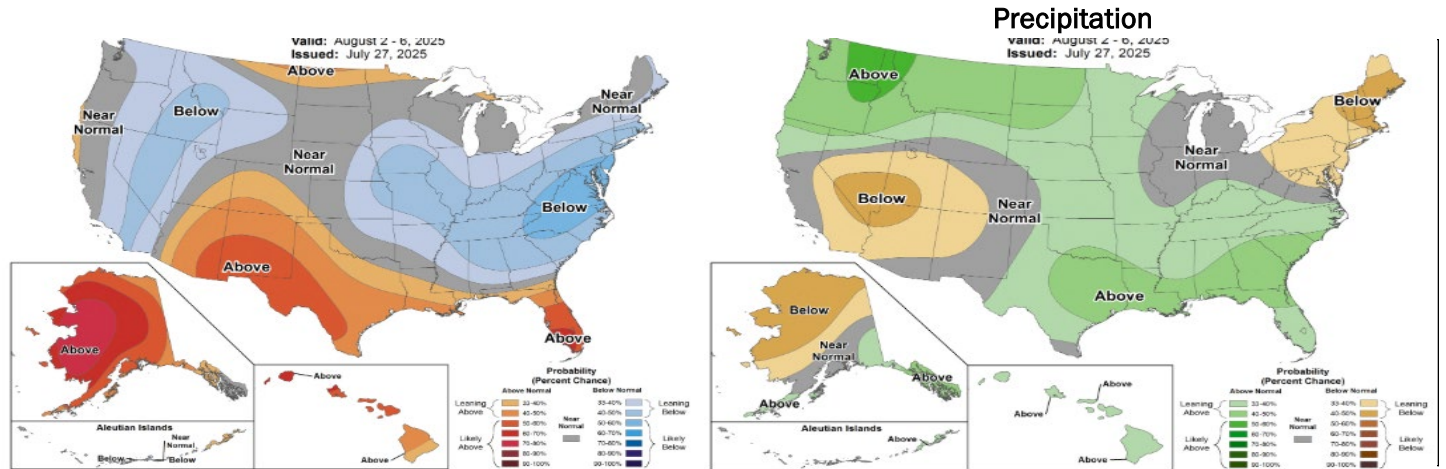
# NATURAL GAS NEWS



## WEATHER - HIGH / LOW TEMPERATURE - TOMORROW



## WEATHER - 6 - 10 DAY OUTLOOK - NOAA



## WEATHER - 8 - 14 DAY OUTLOOK - NOAA

