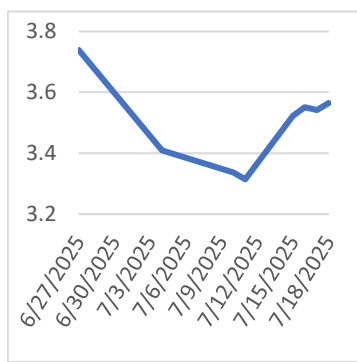


Monday, July 21, 2025

**Last Week's Prompt
NYMEX**



NYMEX NG Futures

Month	Close	Change
Aug-25	3.565	0.023
Sep-25	3.599	0.022
Oct-25	3.708	0.018
Nov-25	4.047	-0.001
Dec-25	4.597	-0.024
Jan-26	4.898	-0.023
Feb-26	4.586	-0.028
Mar-26	4.120	-0.034
Apr-26	3.859	-0.028
May-26	3.858	-0.030
Jun-26	3.992	-0.034
Jul-26	4.172	-0.032
Aug-26	4.233	-0.027
Sep-26	4.188	-0.023
Oct-26	4.243	-0.021
Nov-26	4.443	-0.026
Dec-26	4.815	-0.019
Jan-27	5.064	-0.017
Feb-27	4.658	-0.027
Mar-27	3.990	-0.030
Apr-27	3.528	-0.024
May-27	3.491	-0.022
Jun-27	3.629	-0.022
Jul-27	3.808	-0.021
1 YR STRIP	4.083	-0.014
2025	3.903	-0.008

IN THE NEWS

Mansfield Market Assessment

The market is in freefall this morning on the heels of very high production which has been reported by some sources as high as 107 BCF. The weather has been revised and recent forecasts look cooler from the hotter Friday runs. The heat is here and the peak is in the 6-10 day range. The market really needs this heat to continue with Salts in both Texas and Louisiana up near the top of the storage range. ...

Futures Tumble Today as Forecast Cools and Resistance Holds

U.S. natural gas futures opened the week under pressure, falling hard in early Monday trading following a gap lower on the chart. After failing to break through a significant resistance cluster last week, the market has turned lower, reflecting both technical rejection and softer weekend weather forecasts. Natural gas for August delivery on the NYMEX dropped 14.5 cents to \$3.420/MMBtu by early morning trading, erasing much of last week's gains.... For more info go to <https://tinyurl.com/58j2k9e2>

Weather Lifts Futures but Inventory Caps Market Rally

U.S. natural gas futures ended higher Friday, rebounding from early session weakness and overcoming Thursday's reversal top. Traders initially leaned toward a downside correction following a six-day rally, but renewed buying surfaced on forecasts for extreme heat across key demand regions. Despite the weather-driven support, abundant supply and a rising rig count capped the upside. On Friday, U.S. natural gas futures settled at \$3.565, up \$0.023 or +0.65%.... For more info go to <https://tinyurl.com/2h79cvj>

**Prompt Natural Gas (NG) Daily
Sentiment**

BEARISH



RESISTANCE

\$ 3.662 & 3.724

SUPPORT

\$ 3.532 & 3.464

NATURAL GAS

Futures	Close
NG	\$3.565
Volume	67,344
Open Int.	82,947

Contact Us



Always on it

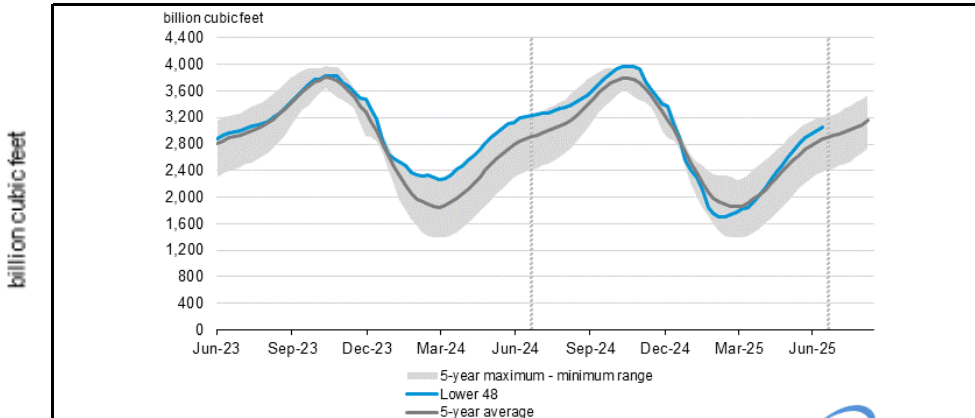
Mansfield Power & Gas
1025 Airport Pkwy
Gainesville, GA 30501
www.mansfield.energy

customer@mansfieldpowergas.com
Phone: (678) 207 - 3350

NATURAL GAS NEWS



WEEKLY GAS IN UNDERGROUND STORAGE WITH 5-YR RANGE



for week ending July 11, 2025 | Released: July 17, 2025 | Next Release: July 24, 2025

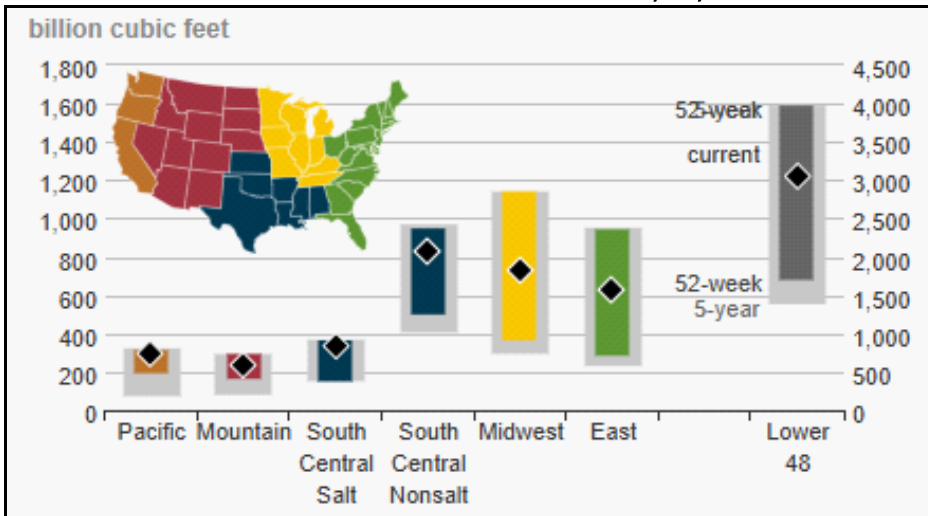
EIA Weekly Storage Actual and Surveys for

July 11, 2025

Released July 17, 2025

Range	30 to 64
S&P Global	46
FX Street	44
Investing.com	44

UNDERGROUND WORKING NAT GAS STORAGE AS OF 07/11/2025



TOTAL WORKING GAS IN Storage

3052 BCF

46 BCF (LAST WEEK)

-156 BCF (LAST YEAR)

178 BCF (5-YEAR AVG)

U.S. Natural Gas Supply

Gas Week -

Average Daily Values (BCF/D):

Last Year (BCF/d)

Dry Production - 102.9

Total Supply - 109.6

Last Week (BCF/d)

Dry Production - 106.2

Total Supply - 112.6

[Next Report: July 24]

U.S. Natural Gas Demand

Gas Week -

Average Daily Values (BCF/D):

Last Year (BCF/d)

Power - 52.4

Total Demand - 108.1

Last Week (BCF/d)

Power - 43.9

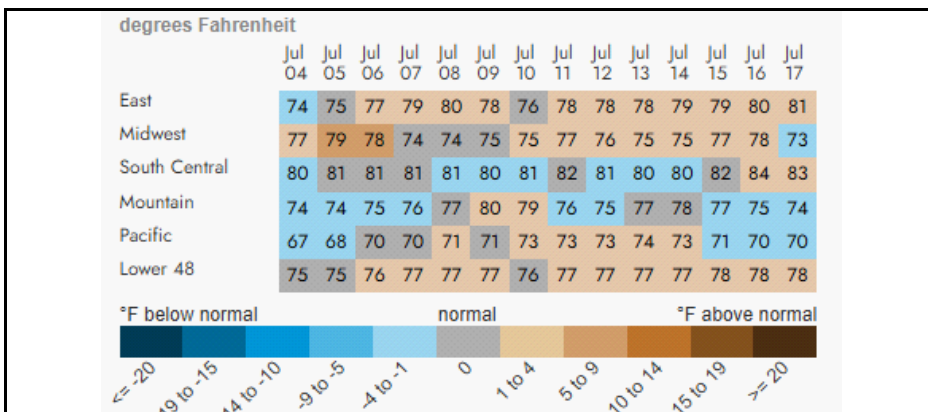
Total Demand - 104.7

[Next Report: July 17]

MANSFIELD EIA PREDICTION

46

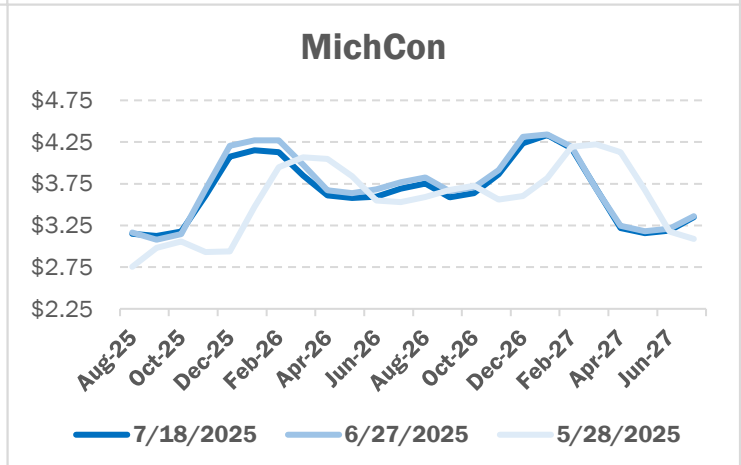
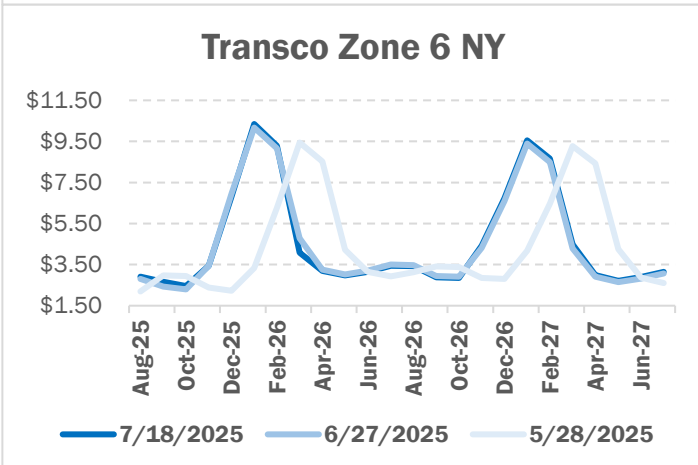
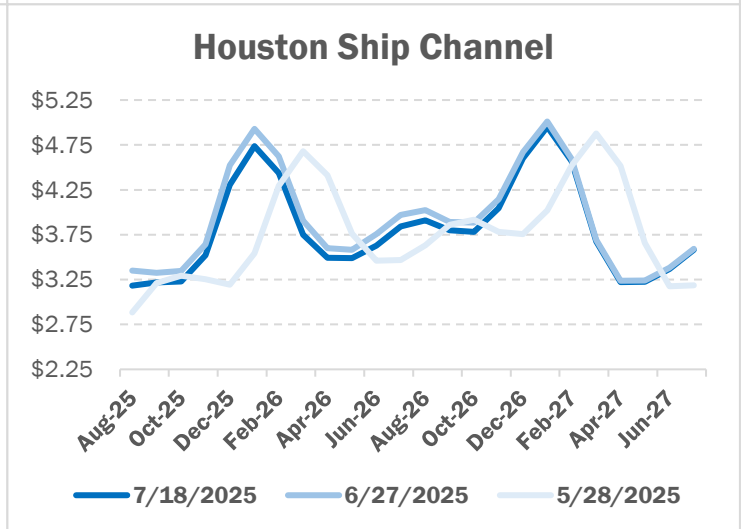
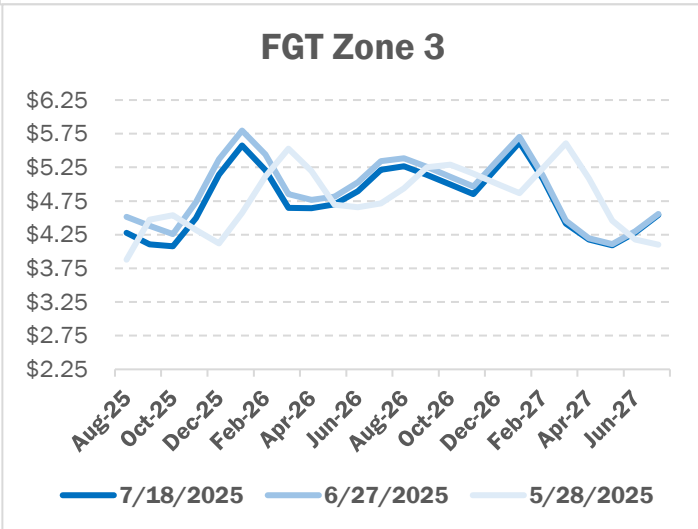
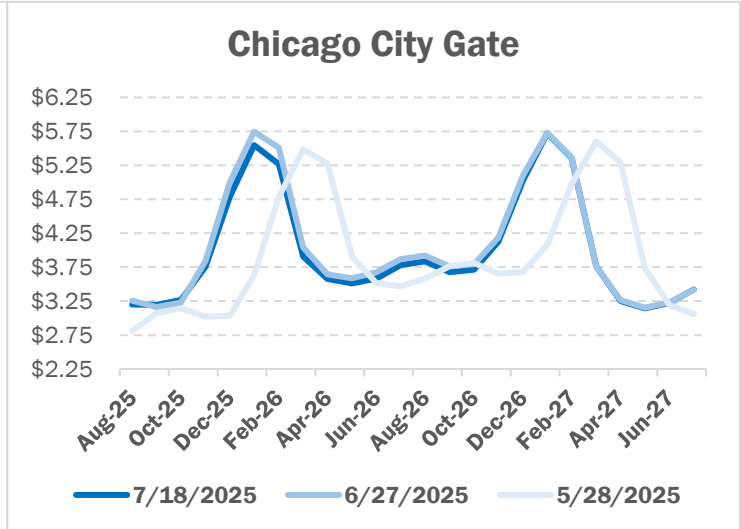
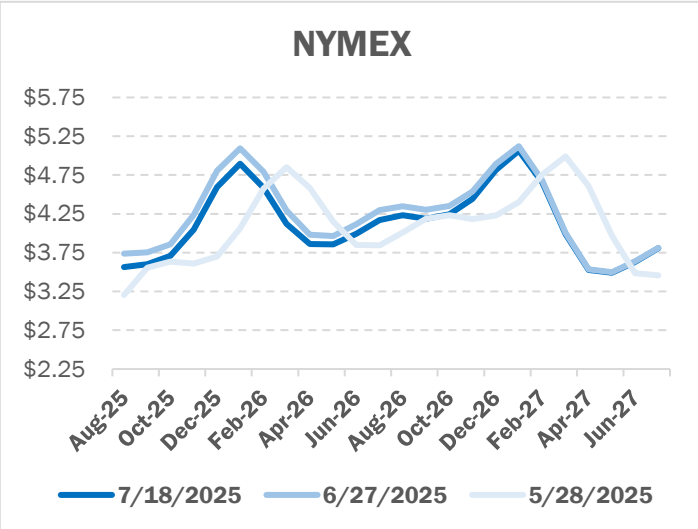
REGIONAL AVG TEMPERATURES AND DEPARTURE FROM NORMAL



NATURAL GAS NEWS



NATURAL GAS BASIS FUTURES



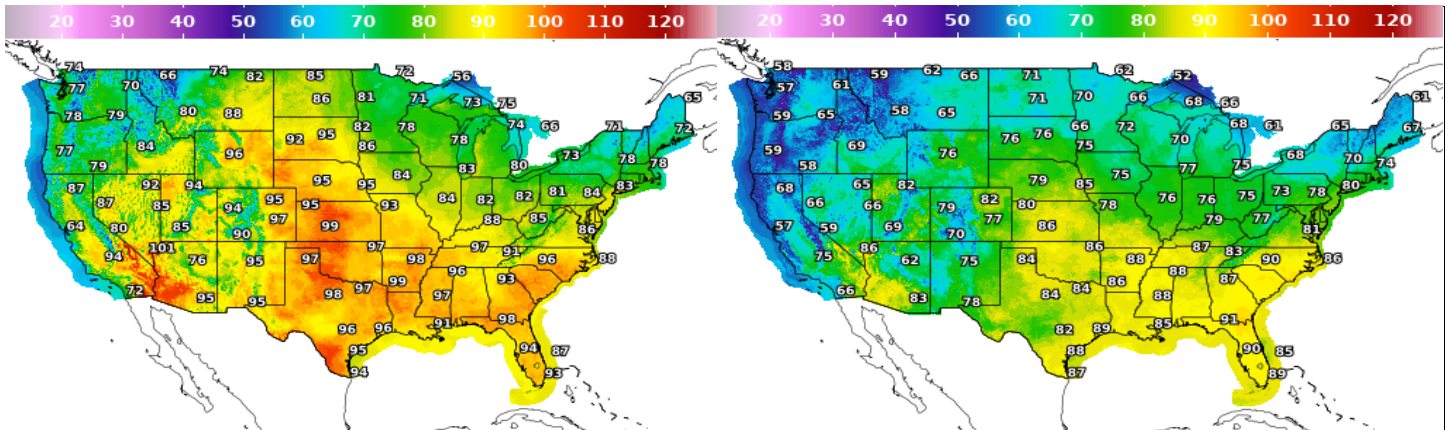
NATURAL GAS NEWS



WEATHER - HIGH / LOW TEMPERATURE - TOMORROW

HIGH Temperature

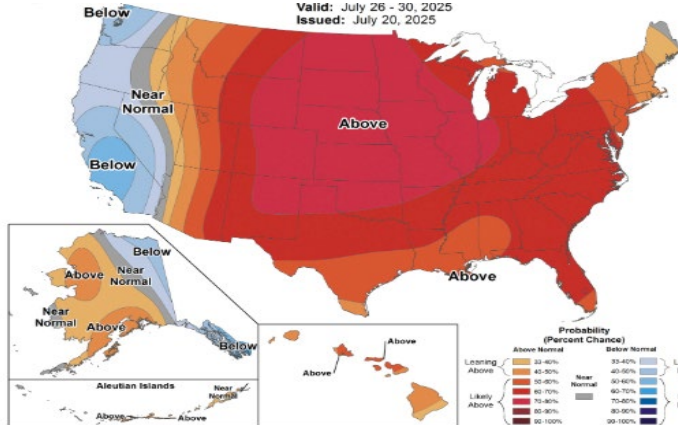
LOW Temperature



WEATHER - 6 - 10 DAY OUTLOOK - NOAA

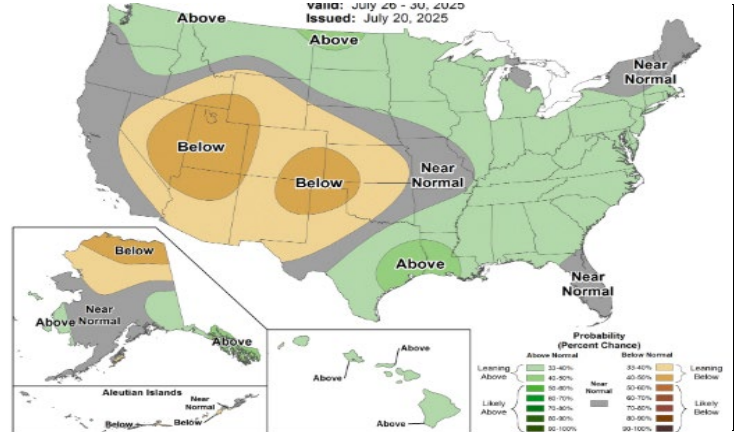
Temperature

Valid: July 26 - 30, 2025
Issued: July 20, 2025



Precipitation

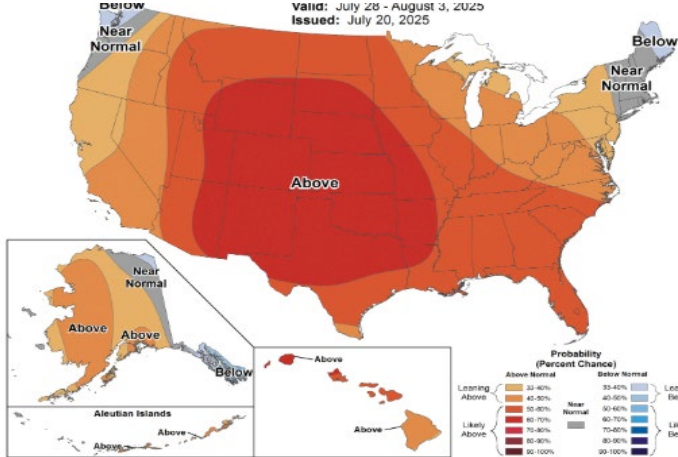
Valid: July 26 - 30, 2025
Issued: July 20, 2025



WEATHER - 8 - 14 DAY OUTLOOK - NOAA

Temperature

Valid: July 28 - August 3, 2025
Issued: July 20, 2025



Precipitation

Valid: July 28 - August 3, 2025
Issued: July 20, 2025

