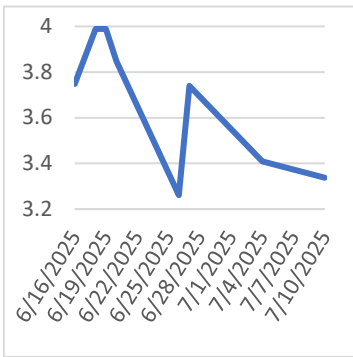


Friday, July 11, 2025

**Last Week's Prompt
NYMEX**



NYMEX NG Futures

Month	Close	Change
Aug-25	3.337	-0.072
Sep-25	3.366	-0.065
Oct-25	3.490	-0.042
Nov-25	3.903	-0.010
Dec-25	4.508	0.032
Jan-26	4.817	0.048
Feb-26	4.531	0.056
Mar-26	4.075	0.057
Apr-26	3.811	0.059
May-26	3.813	0.058
Jun-26	3.956	0.048
Jul-26	4.132	0.042
Aug-26	4.189	0.050
Sep-26	4.147	0.054
Oct-26	4.202	0.056
Nov-26	4.405	0.042
Dec-26	4.789	0.043
Jan-27	5.035	0.048
Feb-27	4.638	0.051
Mar-27	3.985	0.038
Apr-27	3.516	0.008
May-27	3.477	0.006
Jun-27	3.617	0.004
Jul-27	3.791	0.002
1 YR STRIP	3.978	0.018
2025	3.721	0.007

IN THE NEWS

Weather and Inventory Report Fuel Futures Rally Today

U.S. natural gas futures climbed Friday, supported by a bullish storage miss and hotter weather forecasts that triggered short-covering in oversold conditions. The market is attempting to hold above its pivot at \$3.362, with traders eyeing the next objective at \$3.574, although major resistance remains near the 200-day and 50-day moving averages clustered around \$3.795-\$3.800. The EIA reported a storage build of 53 Bcf for the week ended July 4, below expectations of 61 Bcf, signaling stronger demand and helping August Nymex natural gas settle higher by 3.83% on Thursday....
<https://tinyurl.com/3h37n5d4>

Rising Natural Gas Prices Face Cool Headwinds

The Energy Information Administration reported a 53 billion cubic feet rise in natural gas storage, short of the 62 Bcf expected but on par with the five-year average. This data nudged prices up for the second consecutive day. Supplies are strong, 6.1% above average, reflecting a trend of exceeding storage expectations. However, cooler-than-normal forecasts from the National Weather Service might curb demand, potentially capping further price hikes as reduced cooling needs are likely to temper natural gas support.... For more info go to <https://tinyurl.com/2y76ts5t>

Natural gas jumps on light storage build

US natural gas futures rallied yesterday, with front-month Henry Hub settling 3.8% higher on the day after the Energy Information Administration (EIA) reported a smaller-than-expected storage increase over the last week. The market was expecting an increase of around 62bcf. The EIA reported an increase of 53bcf. Total US natural gas storage stands at a little over 3tcf, up 6.1% from the 5-year average, but still down 5.8% year on year... For more info go to <https://tinyurl.com/y447tc7e>

**Prompt Natural Gas (NG) Daily
Sentiment**

BEARISH



RESISTANCE

\$ 3.426 & 3.516

SUPPORT

\$ 3.219 & 3.102

NATURAL GAS

Futures	Close
NG	\$3.337
Volume	78,900
Open Int.	128,728

Contact Us



Always on it

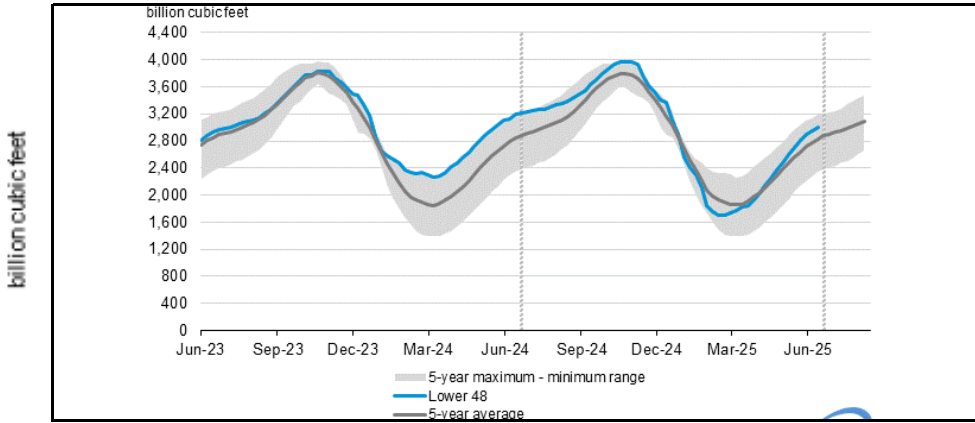
Mansfield Power & Gas
1025 Airport Pkwy
Gainesville, GA 30501
www.mansfield.energy

customercare@mansfieldpowergas.com
Phone: (678) 207 - 3350

NATURAL GAS NEWS



WEEKLY GAS IN UNDERGROUND STORAGE WITH 5-YR RANGE



for week ending July 04, 2025 | Released: July 10, 2025 | Next Release: July 17, 2025

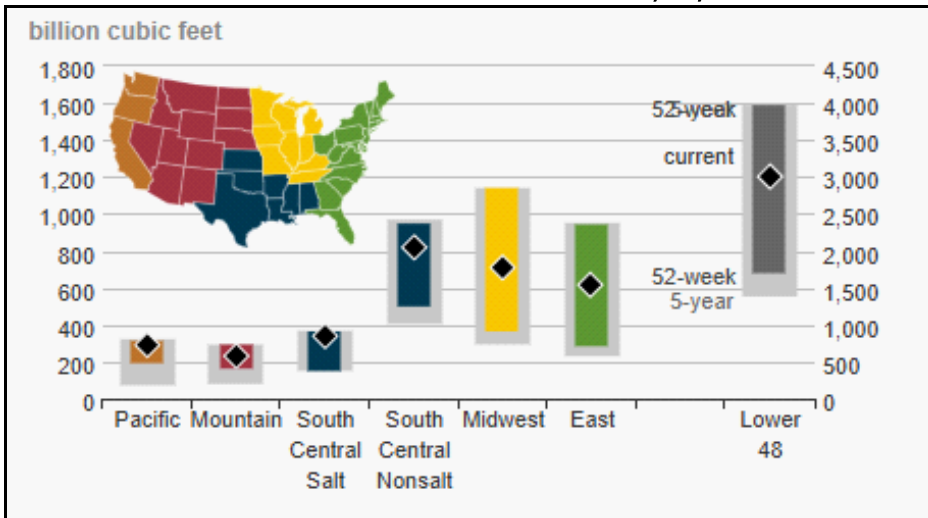
EIA Weekly Storage Actual and Surveys for

July 4, 2025

Released July 10, 2025

Range	36 to 70
S&P Global	56
FX Street	56
Investing.com	56

UNDERGROUND WORKING NAT GAS STORAGE AS OF 06/27/2025



TOTAL WORKING GAS IN Storage

3006 BCF

53 BCF (LAST WEEK)

-184 BCF (LAST YEAR)

173 BCF (5-YEAR AVG)

U.S. Natural Gas Supply

Gas Week -

Average Daily Values (BCF/D):

Last Year (BCF/d)

Dry Production - 102.9

Total Supply - 110.0

Last Week (BCF/d)

Dry Production - 106.8

Total Supply - 113.3

[Next Report: July 17]

U.S. Natural Gas Demand

Gas Week -

Average Daily Values (BCF/D):

Last Year (BCF/d)

Power - 49.4

Total Demand - 105.6

Last Week (BCF/d)

Power - 43.4

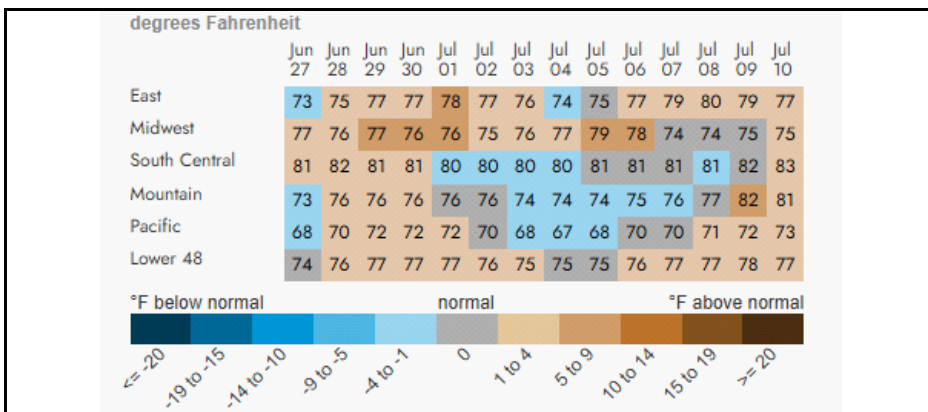
Total Demand - 103.9

[Next Report: July 17]

MANSFIELD EIA PREDICTION

63

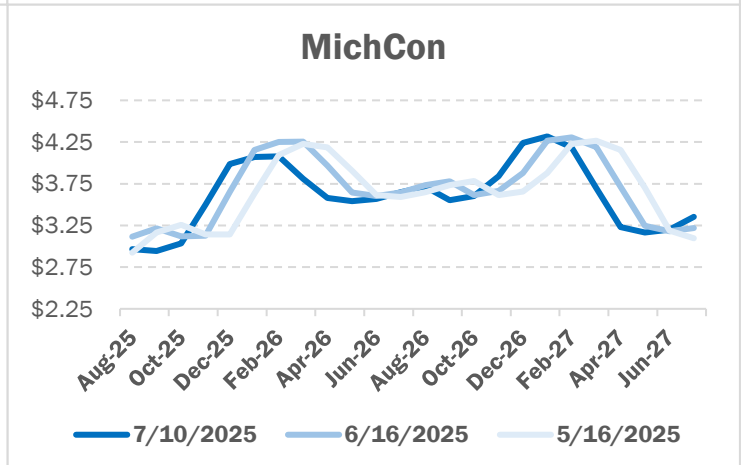
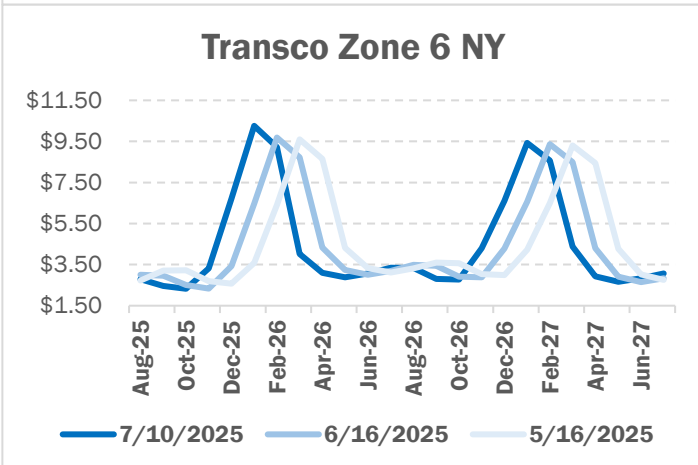
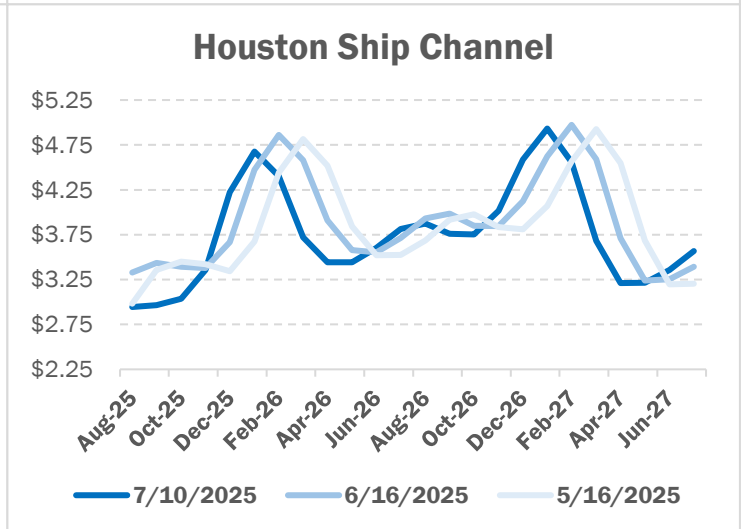
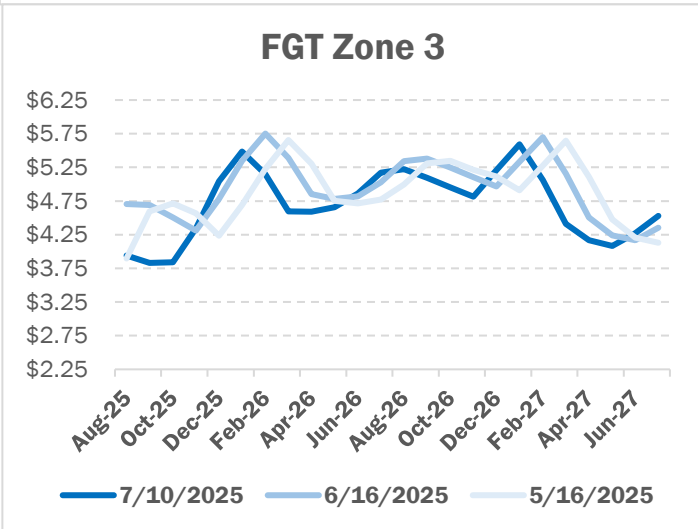
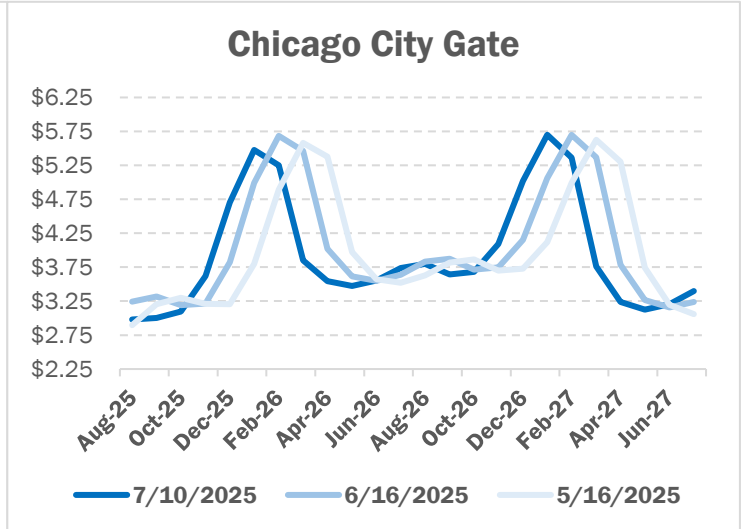
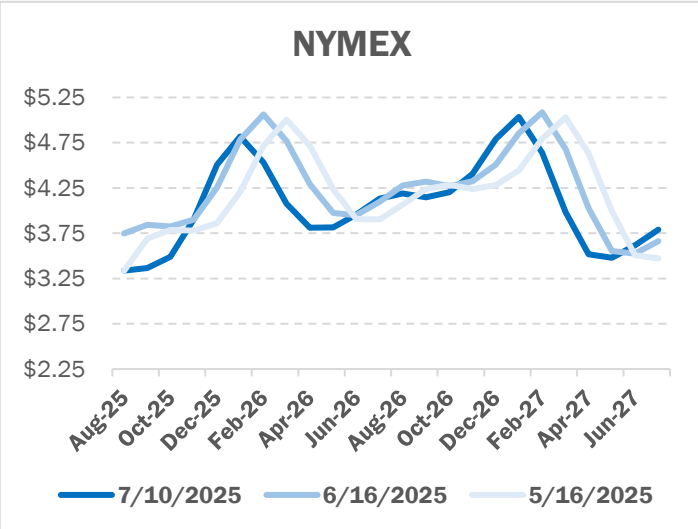
REGIONAL AVG TEMPERATURES AND DEPARTURE FROM NORMAL



NATURAL GAS NEWS



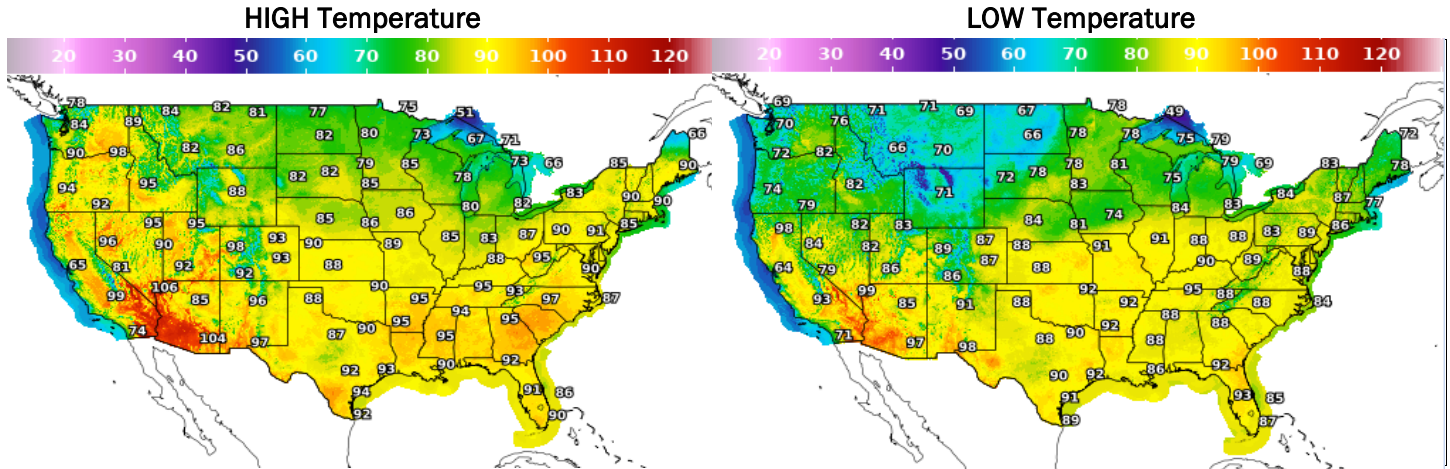
NATURAL GAS BASIS FUTURES



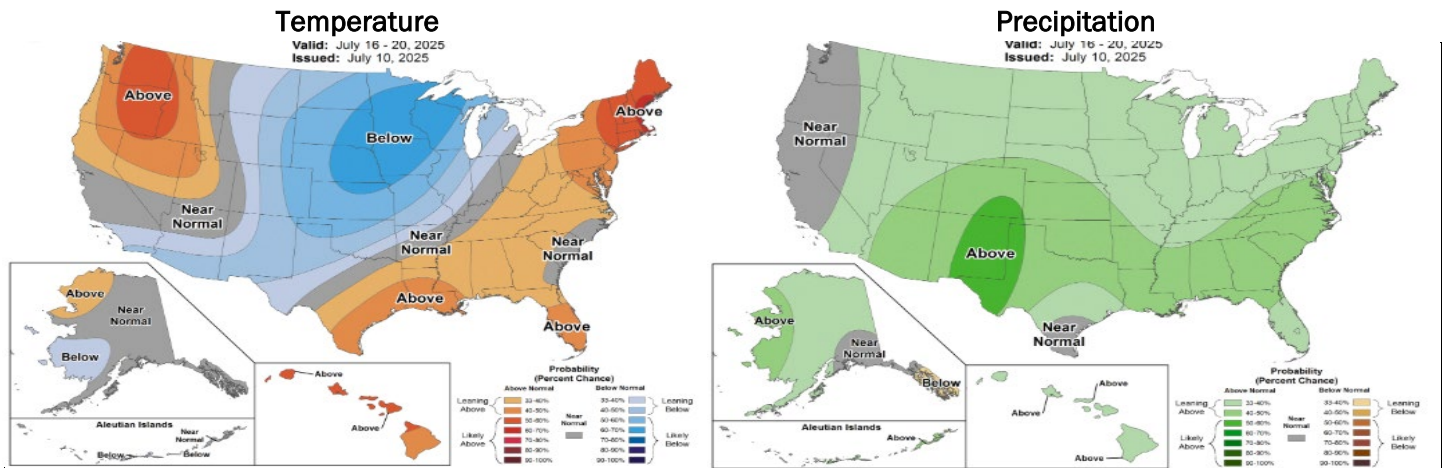
NATURAL GAS NEWS



WEATHER - HIGH / LOW TEMPERATURE - TOMORROW



WEATHER - 6 - 10 DAY OUTLOOK - NOAA



WEATHER - 8 - 14 DAY OUTLOOK - NOAA

