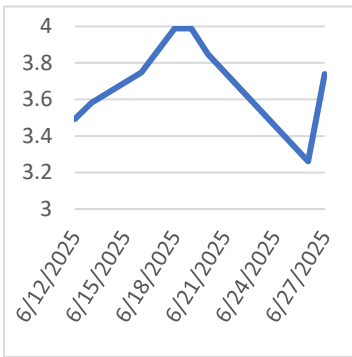


Monday, June 30, 2025

Last Week's Prompt

NYMEX



NYMEX NG Futures

Month	Close	Change
Aug-25	3.739	0.478
Sep-25	3.754	0.228
Oct-25	3.855	0.304
Nov-25	4.235	0.577
Dec-25	4.804	0.742
Jan-26	5.094	0.443
Feb-26	4.794	-0.154
Mar-26	4.295	-0.379
Apr-26	3.980	-0.233
May-26	3.966	0.043
Jun-26	4.118	0.203
Jul-26	4.299	0.228
Aug-26	4.349	0.093
Sep-26	4.302	-0.005
Oct-26	4.353	0.092
Nov-26	4.539	0.230
Dec-26	4.891	0.385
Jan-27	5.121	0.258
Feb-27	4.680	-0.413
Mar-27	4.005	-0.657
Apr-27	3.537	-0.455
May-27	3.498	-0.028
Jun-27	3.637	0.152
Jul-27	3.811	0.188
1 YR STRIP	4.244	0.207
2025	4.247	0.223

IN THE NEWS

Mansfield Market Assessment

The weather has cooled off from the much warmer runs on Friday. It is now hurricane season, and there is a potential system that could hit Florida and potentially turn up the Alabama coast. At this point it's just a rain maker and not a major hurricane, so good news there. Of course, it will kill demand for a day or two so we urge others keep an eye out for that. Major support on the August contract is \$3.40 at this time, so we believe lower prices are in the picture potentially....

Natural Gas Plummets in Early Monday Trading

The natural gas market has fallen pretty significantly during the trading session on Monday, dropping over five and a half percent by the time New York gets on board. This is a market that is going to have to continue to deal with the idea of milder temperatures in the United States, so therefore, electricity demand probably drops. There is a significant amount of support underneath, especially near the \$3.45 area or so, as the previous uptrend line is still holding intact. So, I'll be watching that uptrend line because if we break down below it, it could open up the possibility of a bigger move to the downside.... For more info go to <https://tinyurl.com/mwsn98wt>

Market Hesitates as Weather Forecast Faces Uncertainty

U.S. natural gas futures are pulling back early Monday, erasing much of Friday's sharp gains driven by hotter weather forecasts. The reversal signals Friday's rally was more about short-covering than conviction buying, with traders now eyeing the minor pivot at \$3.577 to test underlying interest. A break below could invite another retest of Friday's lows, while a hold may trigger a limited rebound. Last week, forecasts from NatGasWeather and Atmospheric G2 pointed to strong heat across the southern two-thirds of the U.S., with highs in the 80s to 100s across major East Coast cities and strong cooling demand into early July.... For more info go to <https://tinyurl.com/446vc5pr>

Prompt Natural Gas (NG) Daily Sentiment

BEARISH



RESISTANCE

\$ 3.822 & 3.906

SUPPORT

\$ 3.584 & 3.43

NATURAL GAS

Futures	Close
NG	\$3.739
Volume	145,939
Open Int.	150,540

Contact Us



Always on it

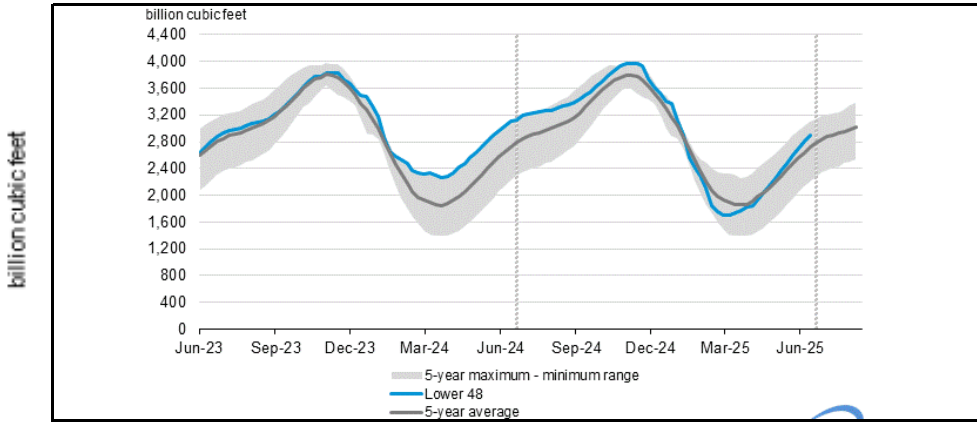
Mansfield Power & Gas
 1025 Airport Pkwy
 Gainesville, GA 30501
www.mansfield.energy

customer@mansfieldpowergas.com
 Phone: (678) 207 - 3350

NATURAL GAS NEWS



WEEKLY GAS IN UNDERGROUND STORAGE WITH 5-YR RANGE



for week ending June 20, 2025 | Released: June 26, 2025 | Next Release: July 03, 2025

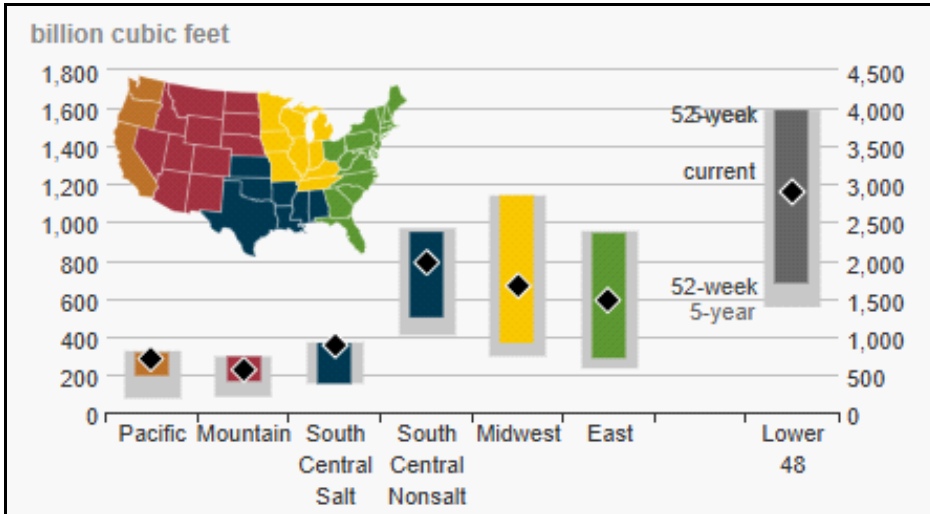
EIA Weekly Storage Actual and Surveys for

June 20, 2025

Released June 26, 2025

Range	75 to 95
S&P Global	86
FX Street	88
Investing.com	88

UNDERGROUND WORKING NAT GAS STORAGE AS OF 06/26/2025



Total Working Gas In Storage

2898 BCF

96 BCF (LAST WEEK)

-196 BCF (LAST YEAR)

179 BCF (5-YEAR AVG)

U.S. Natural Gas Supply

Gas Week -

Average Daily Values (BCF/D):

Last Year (BCF/d)

Dry Production - 102.0

Total Supply - 108.2

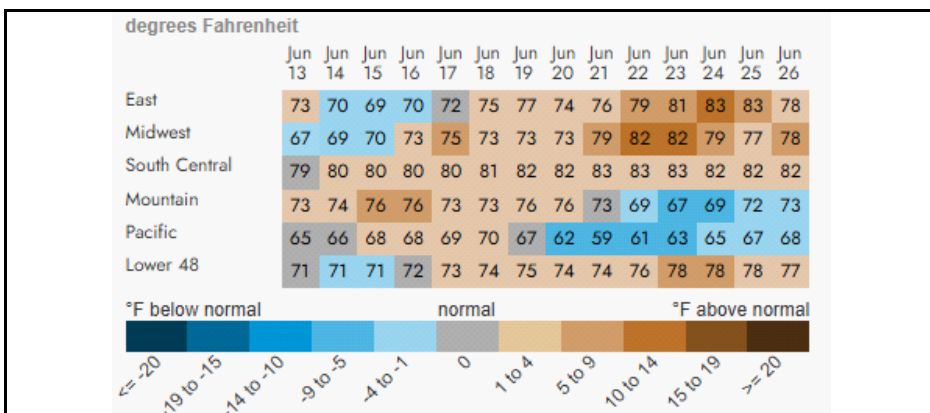
Last Week (BCF/d)

Dry Production - 105.7

Total Supply - 112.3

[Next Report: July 10]

REGIONAL AVG TEMPERATURES AND DEPARTURE FROM NORMAL



U.S. Natural Gas Demand

Gas Week -

Average Daily Values (BCF/D):

Last Year (BCF/d)

Power - 45.4

Total Demand - 103.1

Last Week (BCF/d)

Power - 39.0

Total Demand - 98.5

[Next Report: July 10]

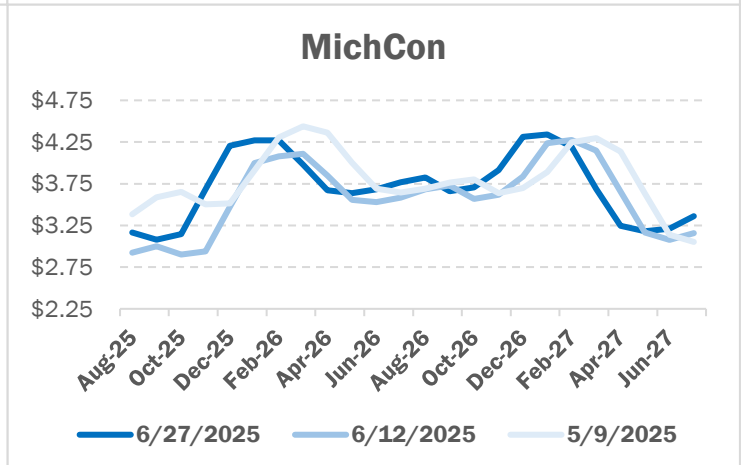
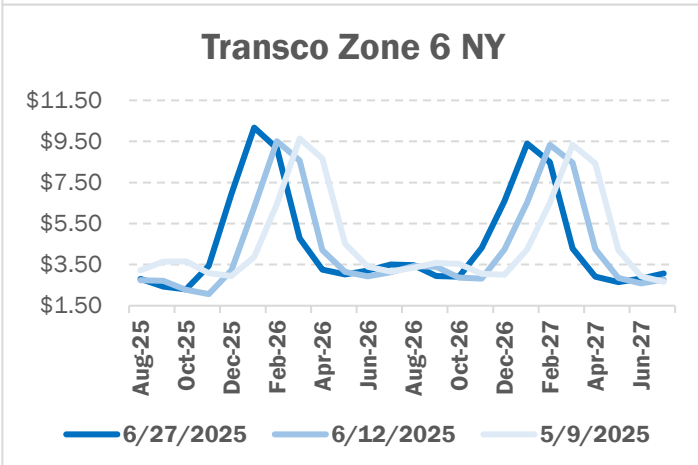
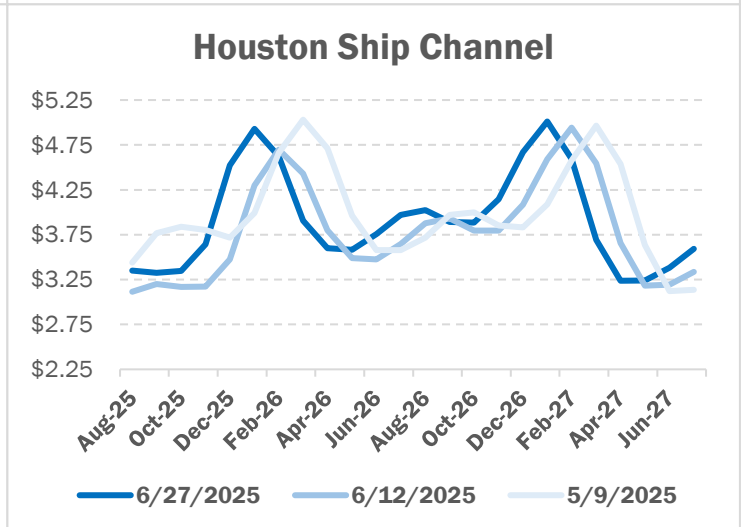
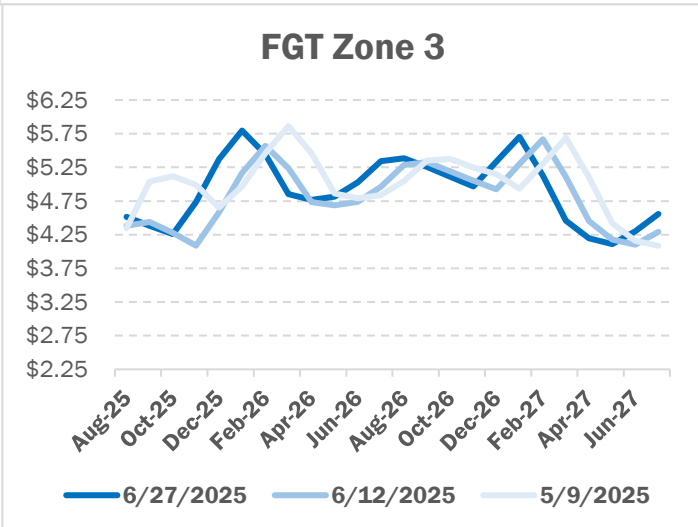
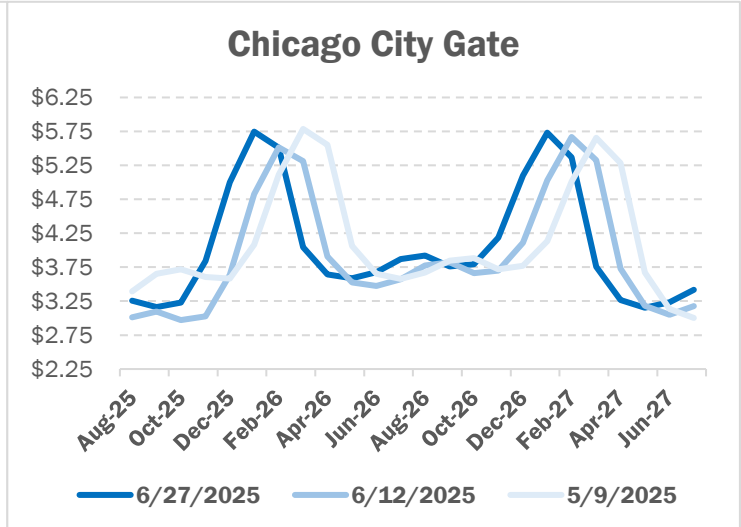
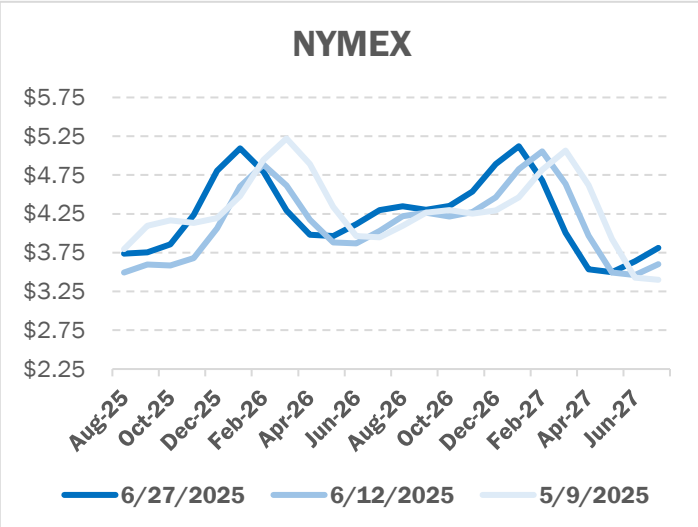
MANSFIELD EIA PREDICTION

82

NATURAL GAS NEWS



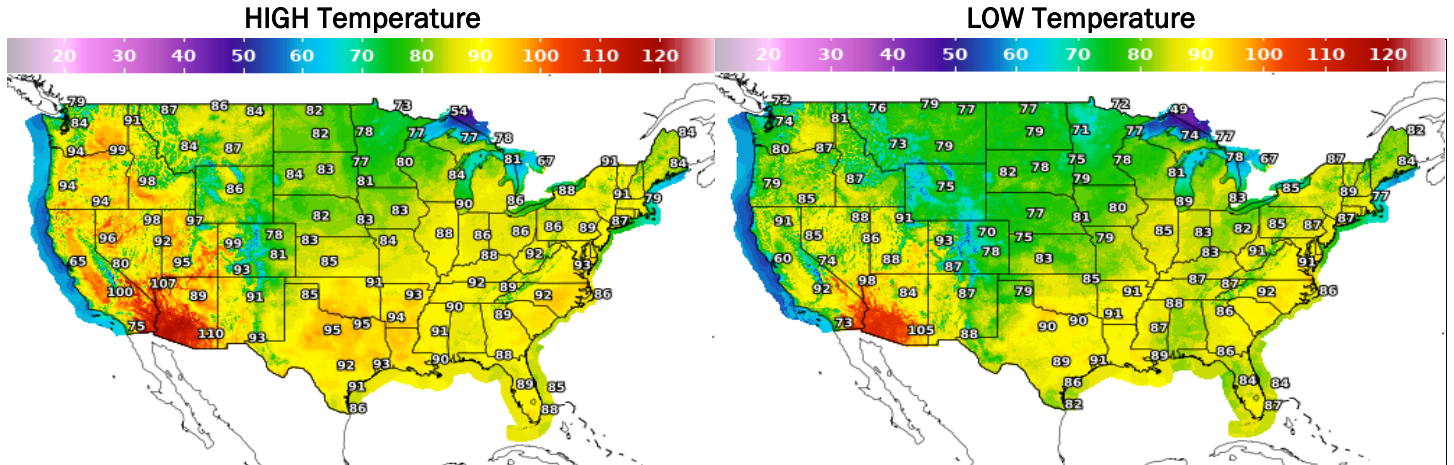
NATURAL GAS BASIS FUTURES



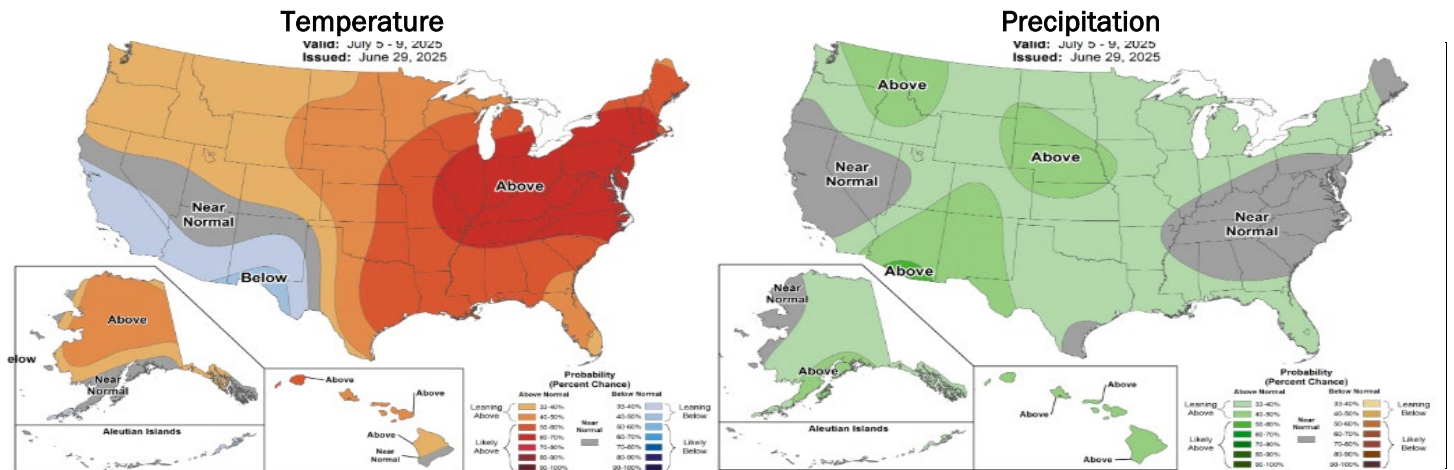
NATURAL GAS NEWS



WEATHER - HIGH / LOW TEMPERATURE - TOMORROW



WEATHER - 6 - 10 DAY OUTLOOK - NOAA



WEATHER - 8 - 14 DAY OUTLOOK - NOAA

