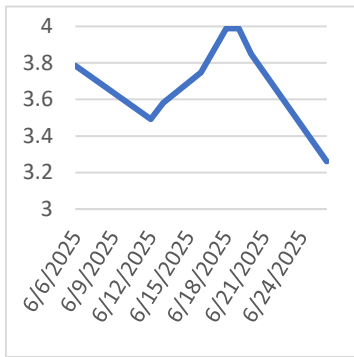


Friday, June 27, 2025

Last Week's Prompt

NYMEX



NYMEX NG Futures

Month	Close	Change
Jul-25	3.261	-0.586
Aug-25	3.526	-0.423
Sep-25	3.551	-0.381
Oct-25	3.658	-0.346
Nov-25	4.062	-0.290
Dec-25	4.651	-0.238
Jan-26	4.948	-0.227
Feb-26	4.674	-0.207
Mar-26	4.213	-0.172
Apr-26	3.923	-0.126
May-26	3.915	-0.105
Jun-26	4.071	-0.090
Jul-26	4.256	-0.078
Aug-26	4.307	-0.072
Sep-26	4.261	-0.073
Oct-26	4.309	-0.081
Nov-26	4.506	-0.071
Dec-26	4.863	-0.068
Jan-27	5.093	-0.068
Feb-27	4.662	-0.072
Mar-27	3.992	-0.069
Apr-27	3.526	-0.042
May-27	3.485	-0.040
Jun-27	3.623	-0.036
1 YR STRIP	4.038	-0.266
2025	3.785	-0.319

IN THE NEWS

Natural Gas Rallies Early on Friday

Natural gas markets have rallied a bit in the early hours on Friday as we continue to try to break to the upside. Quite frankly, I think what we've got here is a situation where we just sold off a little too much and now I think any rally at this point in time you'd have to look at through the prism of a potential selling opportunity in the first signs of exhaustion. I do think that the \$4 level above is going to continue to be a major barrier, and the \$4 level for myself, I think, is your ceiling. I don't even think we get that far, but if we do, I will definitely be very interested in starting getting shorting. ...
<https://tinyurl.com/22htxy5a>

Energy Prices Coll Ahead of U.S. China Trade Talks

Natural gas futures are attempting a rebound after sliding from the \$4.14 peak to a low of \$3.40. The price has bounced off the 23.6% Fibonacci retracement level at \$3.571 and is now hovering near \$3.577. However, upside remains constrained by the cluster of resistance levels ahead, with the 50-period EMA at \$3.79 and the 200-period EMA at \$3.88 capping recent rallies. Price would need to reclaim the \$3.67-\$3.76 range (38.2%-50% Fib zone) to shift momentum. Failure to gain ground above \$3.58 could see sellers step back in, targeting \$3.49 and \$3.40. The current bounce appears corrective within a broader downtrend unless buyers break through key resistance.... For more info go to
<https://tinyurl.com/5najvtte>

Natural Gas Boom to Heat Up In Texas

Texas is pumping natural gas out of the ground and exporting it at a record pace. It may only be the start of another energy boom for the Lone Star State because natural gas demand is growing both globally and at home. Texas produced 34.1 billion cu ft daily of natural gas in March, newly released figures from the Texas Oil and Gas Association showed this week. The association forecast that by May, this will have grown to 34.4 billion cu ft daily. More than half of the March total was exported, at 12.5 billion cu ft daily, with the rest being consumed domestically.... For more info go to
<https://tinyurl.com/bdhfpmwz>

Prompt Natural Gas (NG) Daily Sentiment

BEARISH



RESISTANCE
 \$ 3.613 & 3.7
 SUPPORT
 \$ 3.421 & 3.316

NATURAL GAS

Futures	Close
NG	\$3.261
Volume	30,772
Open Int.	162,294

Contact Us



Always on it

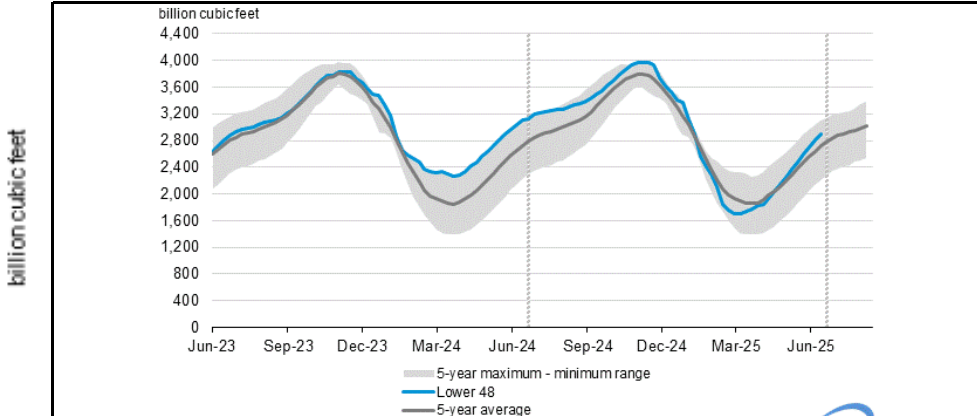
Mansfield Power & Gas
 1025 Airport Pkwy
 Gainesville, GA 30501
www.mansfield.energy

customer@mansfieldpowergas.com
 Phone: (678) 207 - 3350

NATURAL GAS NEWS



WEEKLY GAS IN UNDERGROUND STORAGE WITH 5-YR RANGE



for week ending June 20, 2025 | Released: June 26, 2025 | Next Release: July 03, 2025

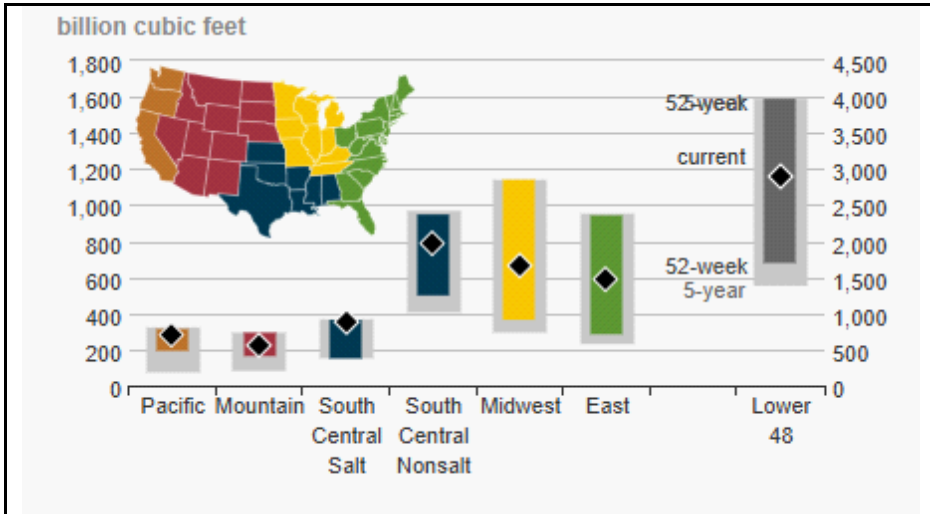
EIA Weekly Storage Actual and Surveys for

June 20, 2025

Released June 26, 2025

Range	75 to 95
S&P Global	86
FX Street	88
Investing.com	88

UNDERGROUND WORKING NAT GAS STORAGE AS OF 06/20/2025



Total Working Gas In Storage

2898 BCF

96 BCF (LAST WEEK)

-196 BCF (LAST YEAR)

179 BCF (5-YEAR AVG)

U.S. Natural Gas Supply

Gas Week -

Average Daily Values (BCF/D):

Last Year (BCF/d)

Dry Production - 102.0

Total Supply - 108.2

Last Week (BCF/d)

Dry Production - 105.7

Total Supply - 112.3

[Next Report: July 10]

U.S. Natural Gas Demand

Gas Week -

Average Daily Values (BCF/D):

Last Year (BCF/d)

Power - 45.4

Total Demand - 103.1

Last Week (BCF/d)

Power - 39.0

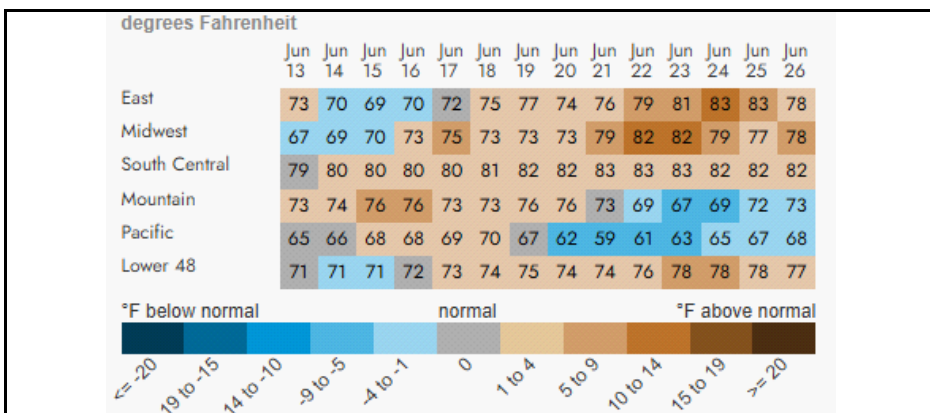
Total Demand - 98.5

[Next Report: July 10]

MANSFIELD EIA PREDICTION

82

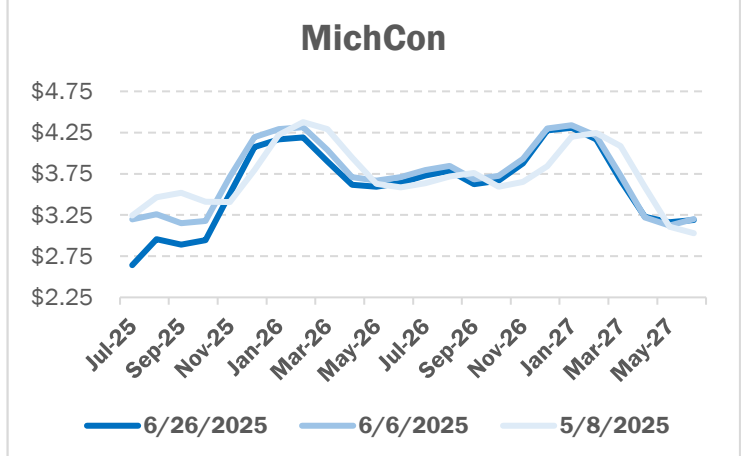
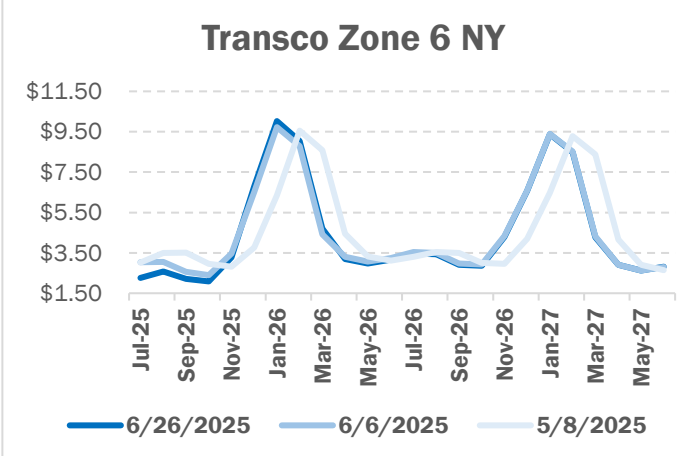
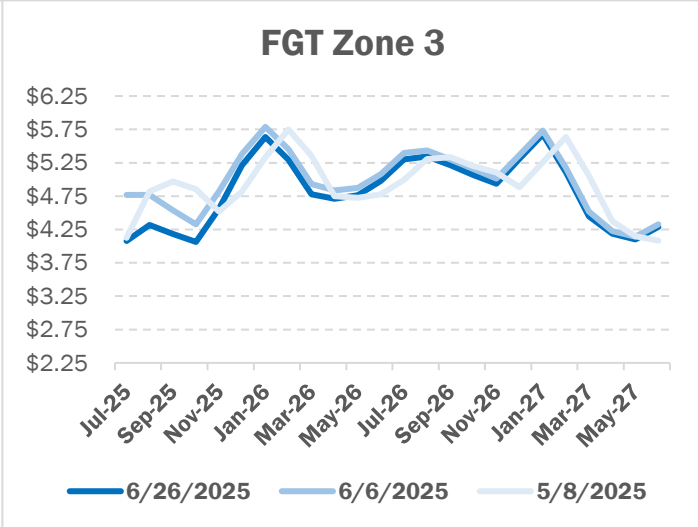
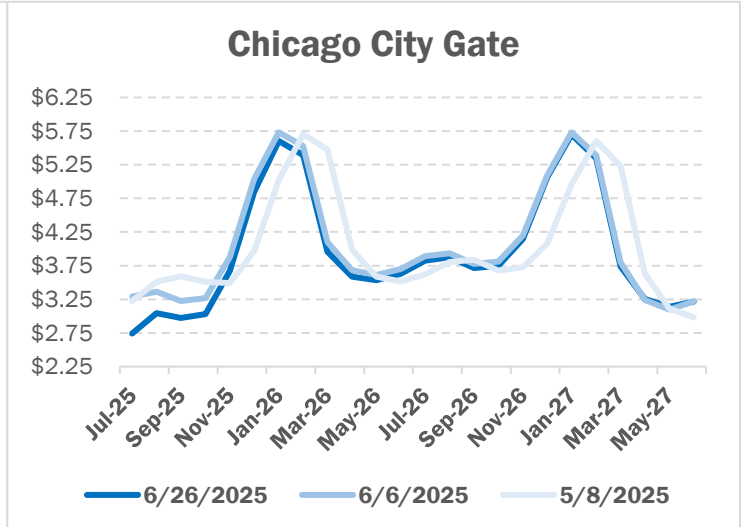
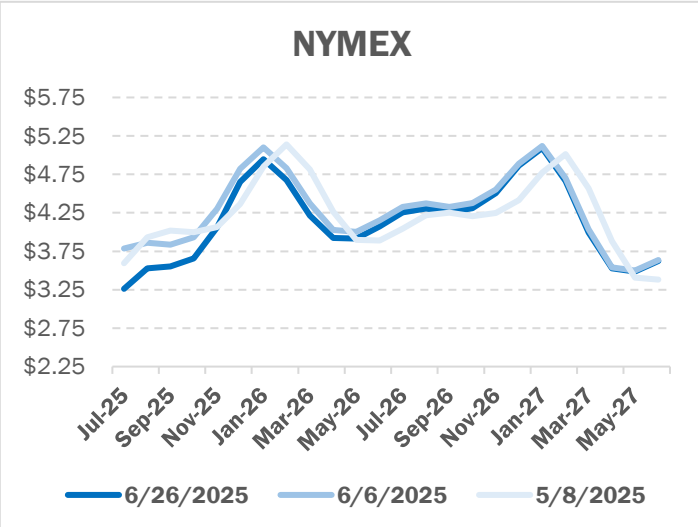
REGIONAL AVG TEMPERATURES AND DEPARTURE FROM NORMAL



NATURAL GAS NEWS



NATURAL GAS BASIS FUTURES



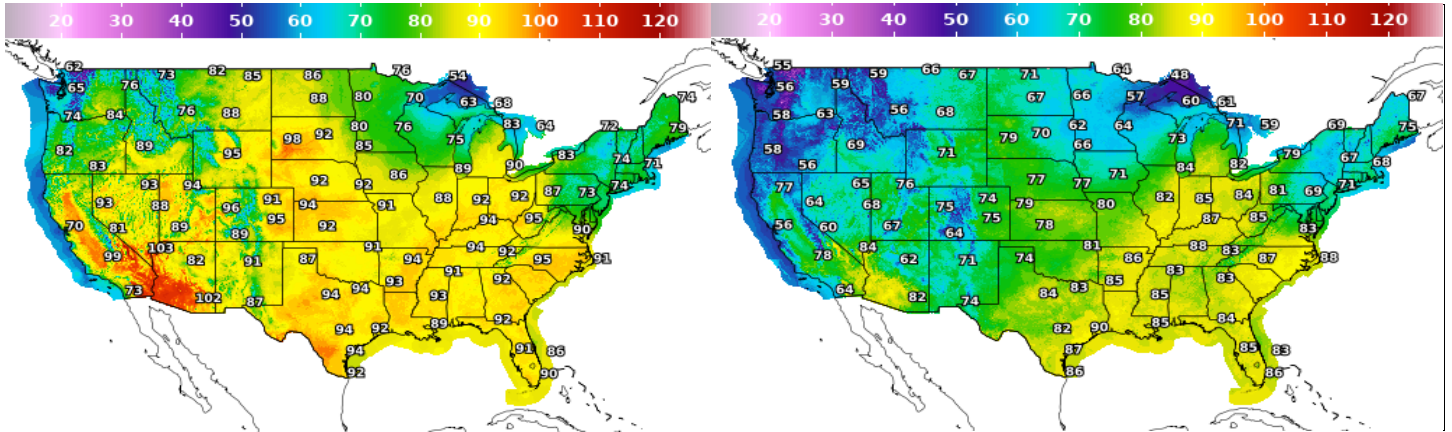
NATURAL GAS NEWS



WEATHER - HIGH / LOW TEMPERATURE - TOMORROW

HIGH Temperature

LOW Temperature



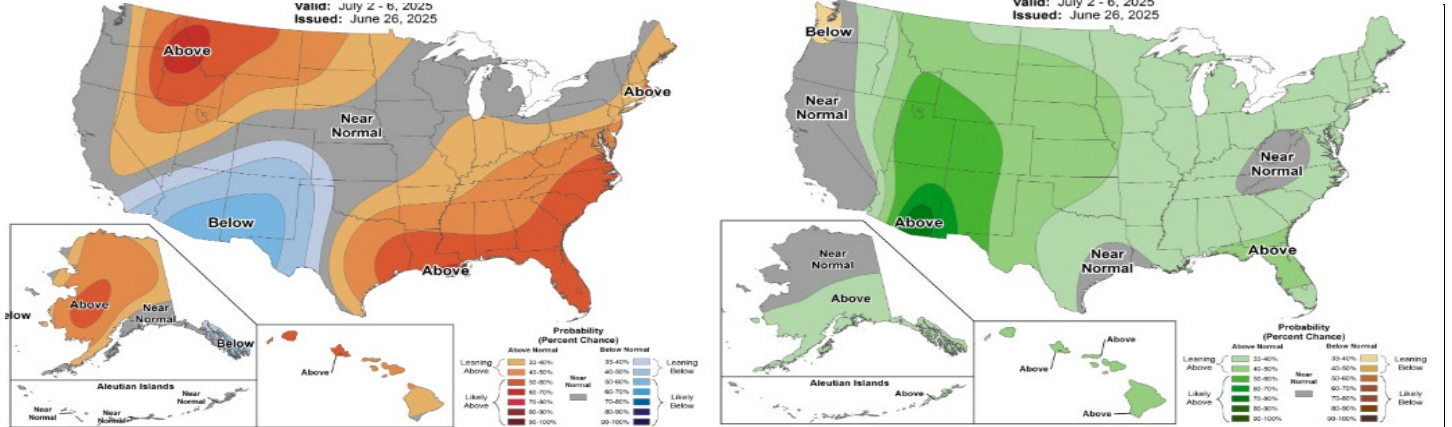
WEATHER - 6 - 10 DAY OUTLOOK - NOAA

Temperature

Valid: July 2 - 6, 2025
Issued: June 26, 2025

Precipitation

Valid: July 2 - 6, 2025
Issued: June 26, 2025



WEATHER - 8 - 14 DAY OUTLOOK - NOAA

Temperature

Valid: July 4 - 10, 2025
Issued: June 26, 2025

Precipitation

Valid: July 4 - 10, 2025
Issued: June 26, 2025

