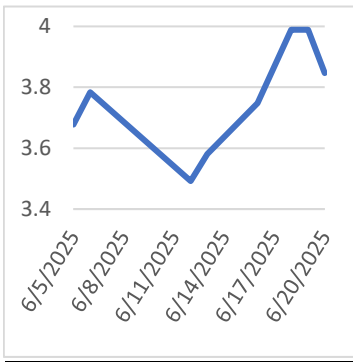


Monday, June 23, 2025

**Last Week's Prompt  
NYMEX**



**NYMEX NG Futures**

Month	Close	Change
Jul-25	3.847	-0.142
Aug-25	3.949	-0.128
Sep-25	3.932	-0.119
Oct-25	4.004	-0.114
Nov-25	4.352	-0.095
Dec-25	4.889	-0.070
Jan-26	5.175	-0.056
Feb-26	4.881	-0.050
Mar-26	4.385	-0.037
Apr-26	4.049	-0.019
May-26	4.020	-0.015
Jun-26	4.161	-0.013
Jul-26	4.334	-0.006
Aug-26	4.379	-0.006
Sep-26	4.334	-0.004
Oct-26	4.390	-0.008
Nov-26	4.577	-0.002
Dec-26	4.931	-0.001
Jan-27	5.161	-0.003
Feb-27	4.734	-0.006
Mar-27	4.061	-0.001
Apr-27	3.568	0.008
May-27	3.525	0.003
Jun-27	3.659	0.001
1 YR STRIP 2025	4.304 4.162	-0.072 -0.090

**IN THE NEWS**

**Mansfield Market Assessment**

Natural gas has not responded to the big geopolitical events over the weekend. As we write this, natural is down 8 cents and approaching \$3.70. We all know that the heat is in front of us in the short term. What the market is focusing on is that the pattern is moving closer to the 10-year normal towards the back half of the forecast. The ridge is moving back West so expect heat in Socal and the 4 corners region. We need heat in TX and the Southeast to prevent Salts from overfilling and thus, send winter prices down....

**Natural Gas Rises 10% on Heat Wave, Supply Concerns**

U.S. natural gas futures slipped on June 20, but headed for its best week in more than a month, steered by forecasts for hotter weather that should boost the amount of gas power generators burn to keep air conditioners humming. Gas futures for July delivery on the New York Mercantile Exchange fell 2 cents, or 0.5%, to \$3.97 per million British thermal units (MMBtu), after hitting its highest level since April earlier in the session at \$4.148. Prices were up over 10% so far for the week. "It's hot hot hot. Not only are temperatures heating up in the United States with a major heat wave, the tensions between Israel and Iran are still hot,"... For more info go to <https://tinyurl.com/yhk5j7d5>

**Oil Markets on Edge as Iran Vows Retaliation**

Iran's parliament is actively considering imposing "traffic restrictions" on the Strait of Hormuz, a vital artery for global oil, gas, and container shipping. The move, reported by Iran's IRNA news agency, signals Tehran's potential escalation in response to mounting tensions with the U.S., though any final decision would rest with Iran's supreme national security council. The oil tanker industry is on high alert as this develops. German shipping giant Hapag-Lloyd confirmed it continues to send vessels through the strait but is prepared to reroute if threats intensify.... For more info go to <https://tinyurl.com/b76ct5v4>

**Prompt Natural Gas (NG) Daily  
Sentiment**

**BULLISH**



RESISTANCE

\$ 4.057 & 4.268

SUPPORT

\$ 3.727 & 3.724

**NATURAL GAS**

Futures	Close
NG	\$3.847
Volume	36,368
Open Int.	36,225

**Contact Us**



Always on it

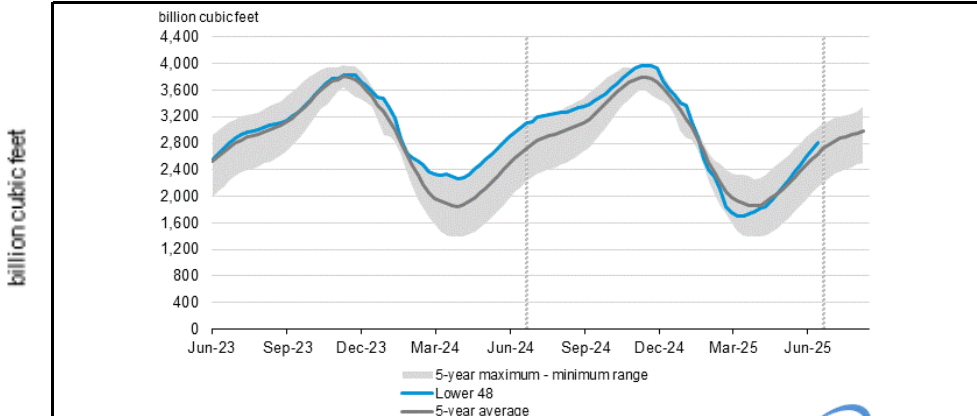
**Mansfield Power & Gas**  
1025 Airport Pkwy  
Gainesville, GA 30501  
[www.mansfield.energy](http://www.mansfield.energy)

[customer@mansfieldpowergas.com](mailto:customer@mansfieldpowergas.com)  
Phone: (678) 207 - 3350

# NATURAL GAS NEWS



## WEEKLY GAS IN UNDERGROUND STORAGE WITH 5-YR RANGE



for week ending June 13, 2025 | Released: June 18, 2025 | Next Release: June 26, 2025

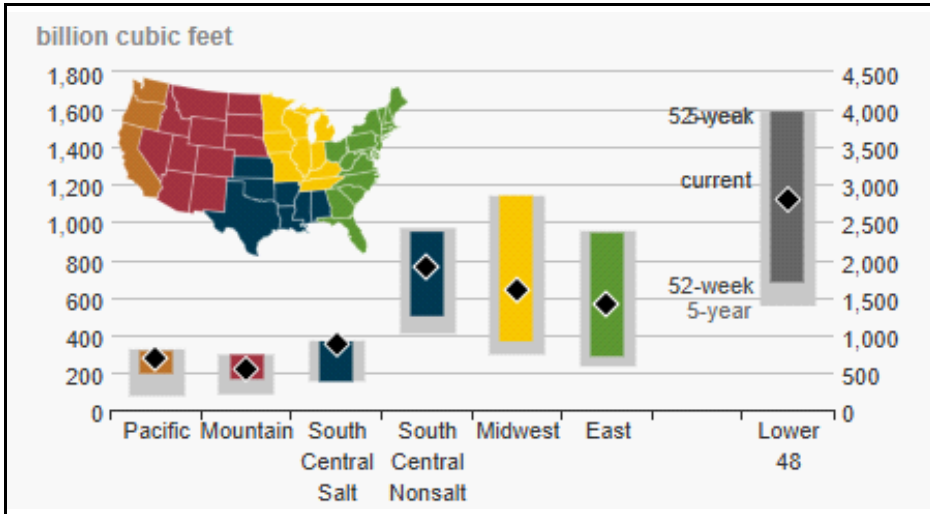
*EIA Weekly Storage Actual and Surveys for*

**June 13, 2025**

Released June 18, 2025

Range	88 to 115
S&P Global	99
FX Street	96
Investing.com	96

## UNDERGROUND WORKING NAT GAS STORAGE AS OF 06/13/2025



## Total Working Gas In Storage

**2802 BCF**

95 BCF (LAST WEEK)

-233 BCF (LAST YEAR)

162 BCF (5-YEAR AVG)

## U.S. Natural Gas Supply

### Gas Week -

Average Daily Values (BCF/D):

Last Year (BCF/d)

Dry Production - 100.7

Total Supply - 106.5

Last Week (BCF/d)

Dry Production - 105.9

Total Supply - 112.4

[Next Report: June 26]

## U.S. Natural Gas Demand

### Gas Week -

Average Daily Values (BCF/D):

Last Year (BCF/d)

Power - 38.9

Total Demand - 96.5

Last Week (BCF/d)

Power - 34.6

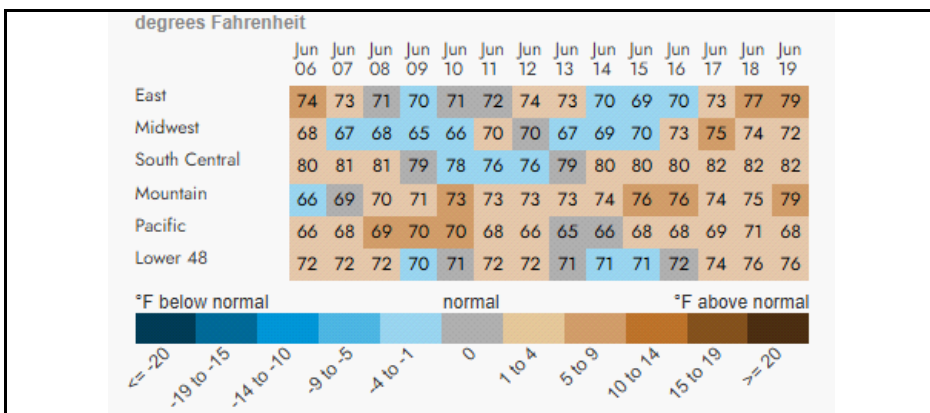
Total Demand - 96.2

[Next Report: June 26]

MANSFIELD EIA PREDICTION

**96**

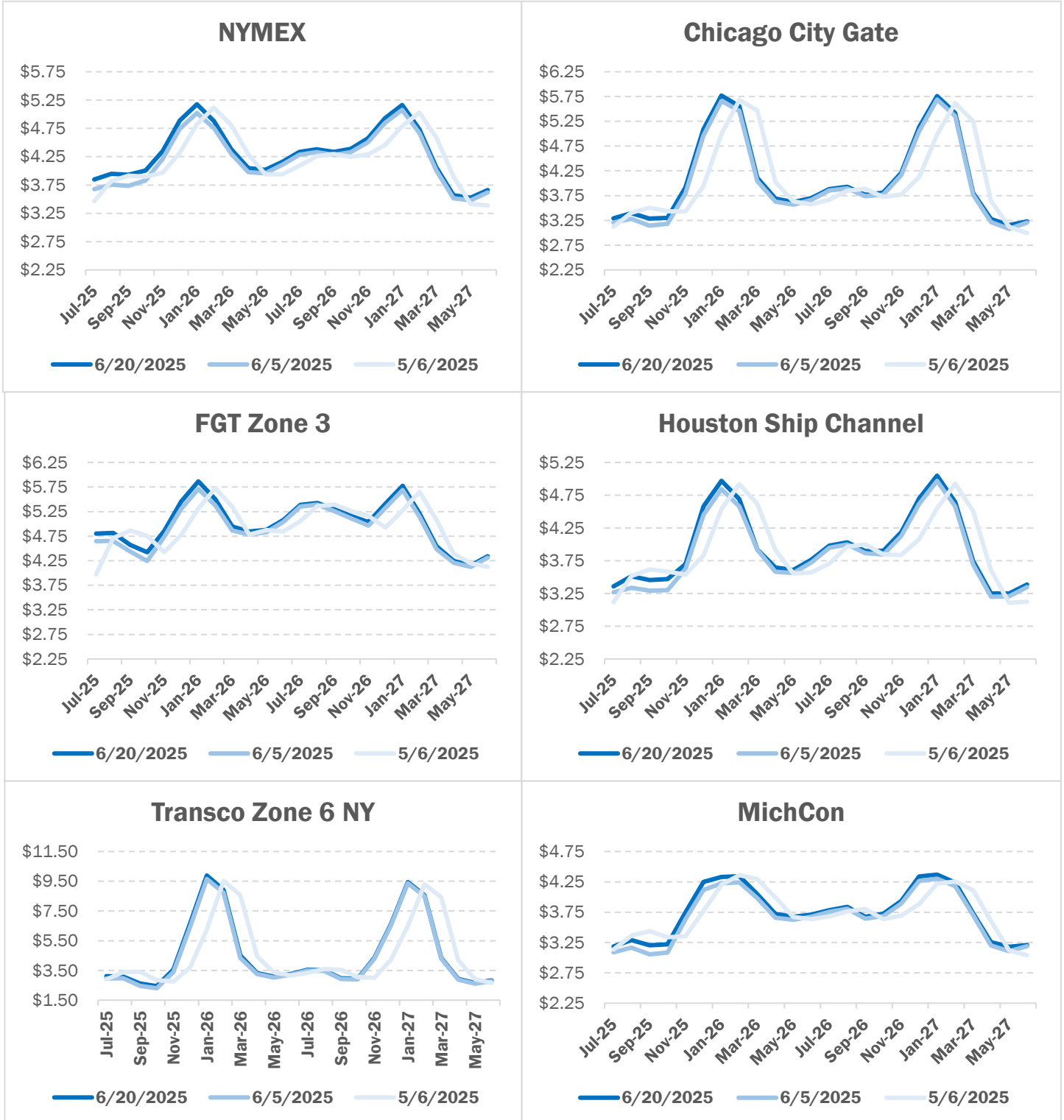
## REGIONAL AVG TEMPERATURES AND DEPARTURE FROM NORMAL



# NATURAL GAS NEWS



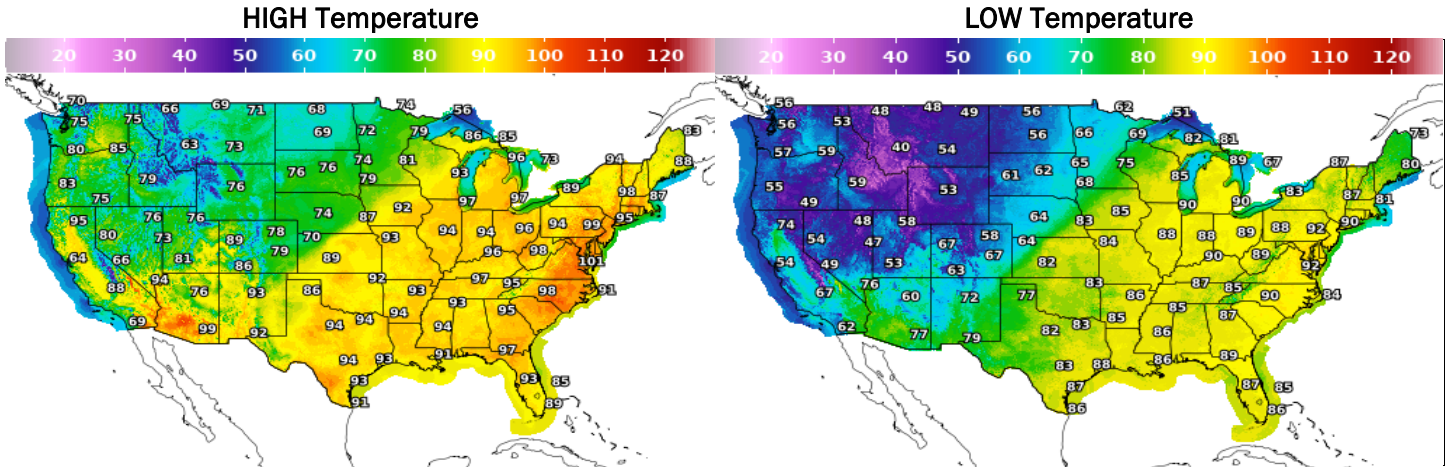
## NATURAL GAS BASIS FUTURES



# NATURAL GAS NEWS



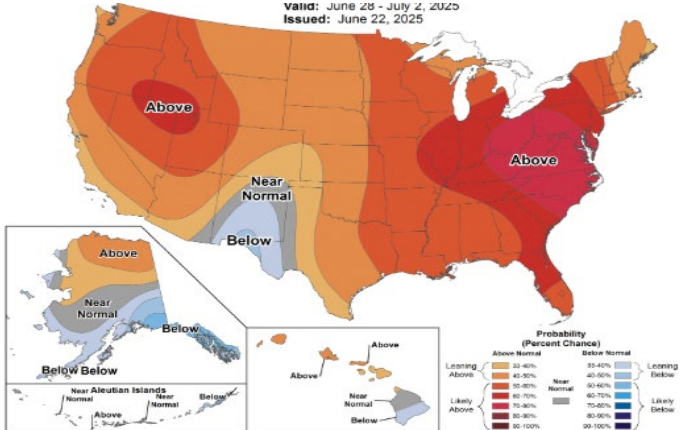
## WEATHER - HIGH / LOW TEMPERATURE - TOMORROW



## WEATHER - 6 - 10 DAY OUTLOOK - NOAA

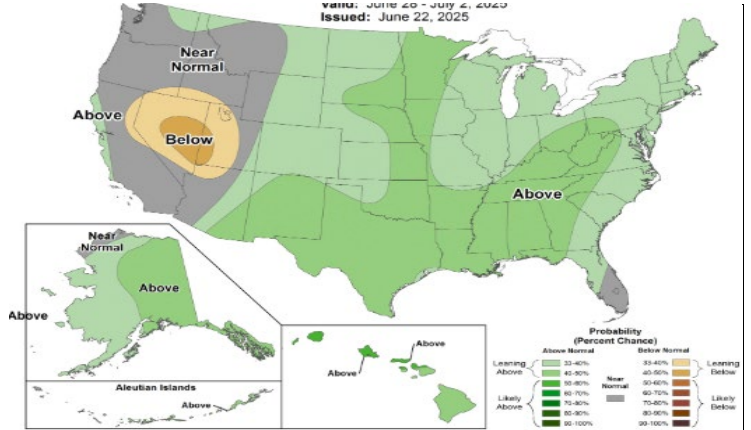
### Temperature

valid: June 28 - July 2, 2025  
Issued: June 22, 2025



### Precipitation

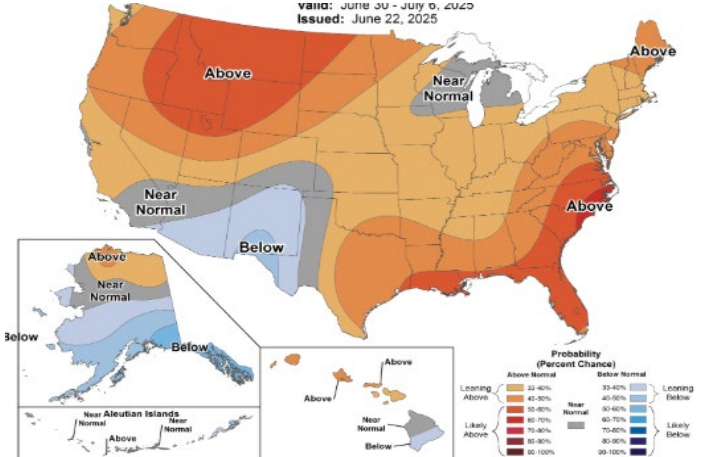
valid: June 28 - July 2, 2025  
Issued: June 22, 2025



## WEATHER - 8 - 14 DAY OUTLOOK - NOAA

### Temperature

valid: June 30 - July 6, 2025  
Issued: June 22, 2025



### Precipitation

valid: June 30 - July 6, 2025  
Issued: June 22, 2025

