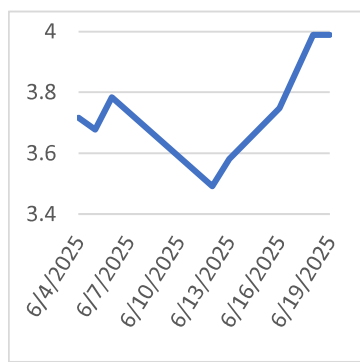


**Last Week's Prompt  
NYMEX**



**NYMEX NG Futures**

Month	Close	Change
Jul-25	3.989	0.000
Aug-25	4.077	0.000
Sep-25	4.051	0.000
Oct-25	4.118	0.000
Nov-25	4.447	0.000
Dec-25	4.959	0.000
Jan-26	5.231	0.000
Feb-26	4.931	0.000
Mar-26	4.422	0.000
Apr-26	4.068	0.000
May-26	4.035	0.000
Jun-26	4.174	0.000
Jul-26	4.340	0.000
Aug-26	4.385	0.000
Sep-26	4.338	0.000
Oct-26	4.398	0.000
Nov-26	4.579	0.000
Dec-26	4.932	0.000
Jan-27	5.164	0.000
Feb-27	4.740	0.000
Mar-27	4.062	0.000
Apr-27	3.560	0.000
May-27	3.522	0.000
Jun-27	3.658	0.000
1 YR STRIP	4.375	0.000
2025	4.274	0.000

**IN THE NEWS**

**Crude Pulls Back From 5-Month High on Geopolitical Jitters**

WTI crude slips below \$75 as traders weigh rising geopolitical risks and their potential impact on global energy flows. Natural gas nears \$4.00 resistance, supported by bullish structure and 50-EMA, but shows signs of momentum hesitation, Fed holds rates steady, signals two cuts by year-end—potentially boosting long-term demand for oil and natural gas. WTI crude futures slipped below \$75 per barrel on Thursday, retreating from recent highs as traders weighed escalating geopolitical tensions and their potential impact on global energy markets. Despite the decline, prices remained near a five-month high, reflecting continued concern over disruptions near key maritime routes, such as the Strait of Hormuz, which handles roughly 20% of the world's crude oil supply. Meanwhile, the Federal Reserve held rates steady and m... <https://tinyurl.com/53785p3f>

**Natural gas storage sees less-than-expected increase**

The Energy Information Administration (EIA) has released its weekly report on natural gas storage, revealing an increase of 95 billion cubic feet in the past week. This figure is slightly lower than the forecasted increase of 96 billion cubic feet, suggesting a slightly more bullish market for natural gas prices. The EIA's report is a critical indicator for the energy sector, particularly for the Canadian dollar due to Canada's significant energy industry. The change in the number of cubic feet of natural gas held in underground storage during the past week can provide valuable insights into the demand for natural gas. In this case, the less-than-expected increase in natural gas inventories implies a greater demand for the commodity. This is because if the rise in natural gas storage is lo... For more info go to <https://tinyurl.com/3f4fck5y>

**WTI and NatGas Remain Firm Amid Risk-On Mood**

WTI crude holds near \$74 amid geopolitical risks and logs its third weekly gain as supply concerns lift energy markets. Natural gas futures climb within a rising channel, with momentum targeting the \$4.16–\$4.22 zone if \$4.05 support holds. U.S. crude inventories saw their largest draw in a year, further tightening global supply and supporting bullish sentiment. WTI crude dipped toward \$74 per barrel Friday but remains on track for its third consecutive weekly gain, driven by heightened geopolitical tensions that have renewed concerns over regional energy supply disruptions. Despite the turmoil, crude exports from affected regions remain resilient, with flows reaching 2.2 million barrels per day—the highest in over a month. Additionally, U.S. crude stockpiles posted their largest weekly dra... For more info go to <https://tinyurl.com/yb5dbtj6>

**Prompt Natural Gas (NG) Daily Sentiment**

**BULLISH**



RESISTANCE

\$ 4.056 & 4.123

SUPPORT

\$ 3.868 & 3.747

**NATURAL GAS**

Futures	Close
NG	\$3.989
Volume	106,518
Open Int.	62,247

**Contact Us**



Always on it

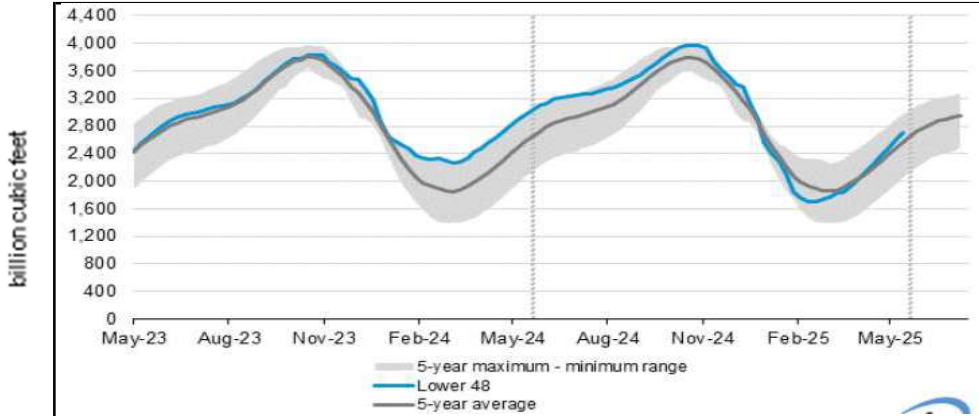
**Mansfield Power & Gas**  
1025 Airport Pkwy  
Gainesville, GA 30501  
[www.mansfield.energy](http://www.mansfield.energy)

customer@mansfieldpowergas.com  
Phone: (678) 207 - 3350

# NATURAL GAS NEWS



## WEEKLY GAS IN UNDERGROUND STORAGE WITH 5-YR RANGE



for week ending June 13, 2025 | Released: June 18, 2025 | Next Release: June 26, 2025

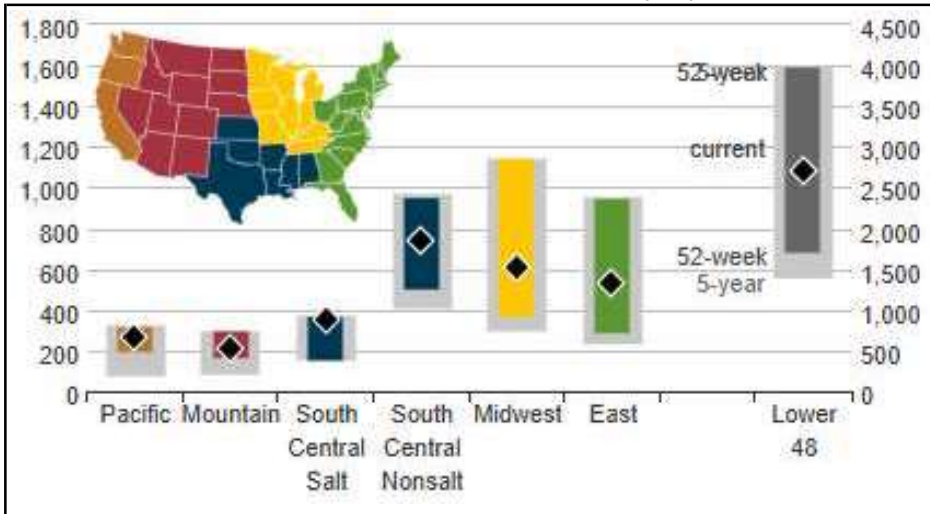
### EIA Weekly Storage Actual and Surveys for

June 13, 2025

Released June 18, 2025

Range	88 to 115
S&P Global	99
FX Street	96
Investing.com	96

## UNDERGROUND WORKING NAT GAS STORAGE AS OF 06/13/2025



### Total Working Gas In Storage

**2802 BCF**

95 BCF (LAST WEEK)

-233 BCF (LAST YEAR)

162 BCF (5-YEAR AVG)

### U.S. Natural Gas Supply

#### Gas Week -

Average Daily Values (BCF/D):

Last Year (BCF/d)

Dry Production - 105.9

Total Supply - 106.5

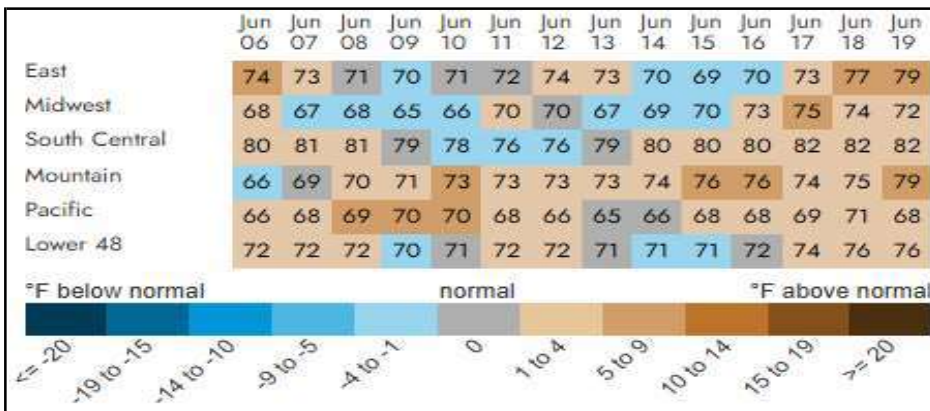
Last Week (BCF/d)

Dry Production - 105.9

Total Supply - 112.4

[Next Report: June 26]

## REGIONAL AVG TEMPERATURES AND DEPARTURE FROM NORMAL



### U.S. Natural Gas Demand

#### Gas Week -

Average Daily Values (BCF/D):

Last Year (BCF/d)

Power - 38.9

Total Demand - 96.5

Last Week (BCF/d)

Power - 34.6

Total Demand - 96.2

[Next Report: June 26]

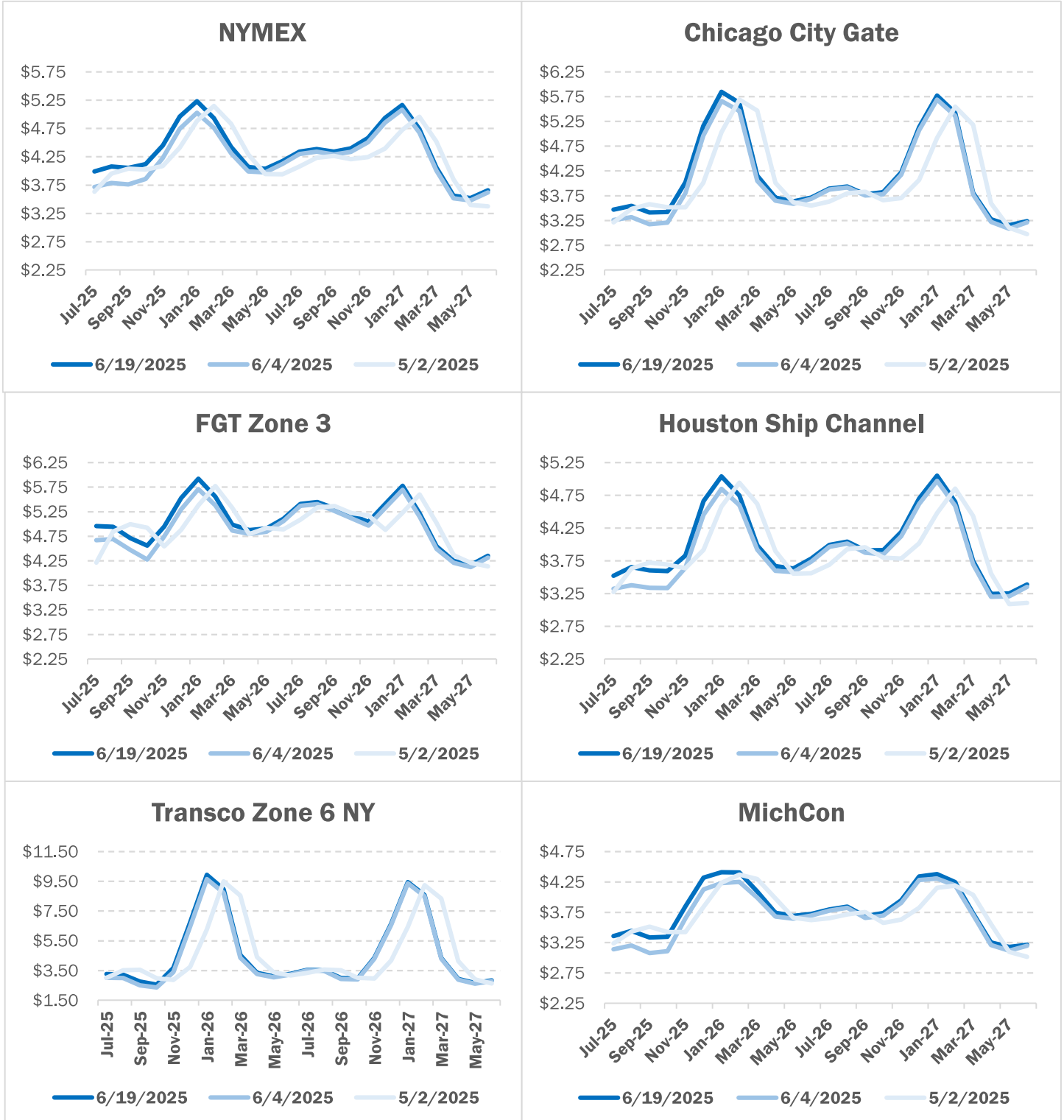
MANSFIELD EIA PREDICTION

96

# NATURAL GAS NEWS



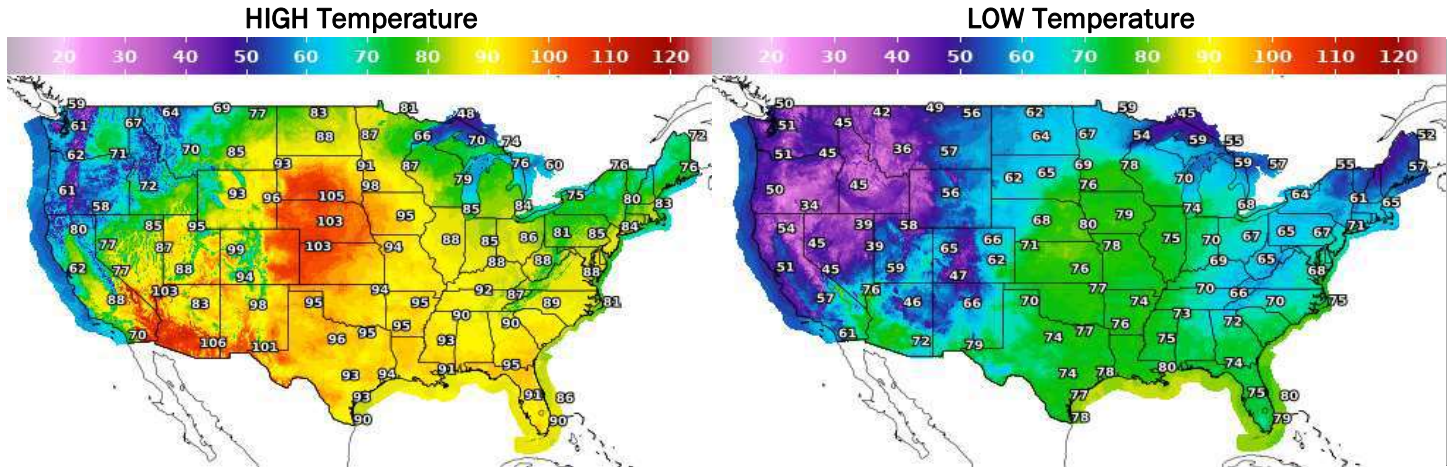
## NATURAL GAS BASIS FUTURES



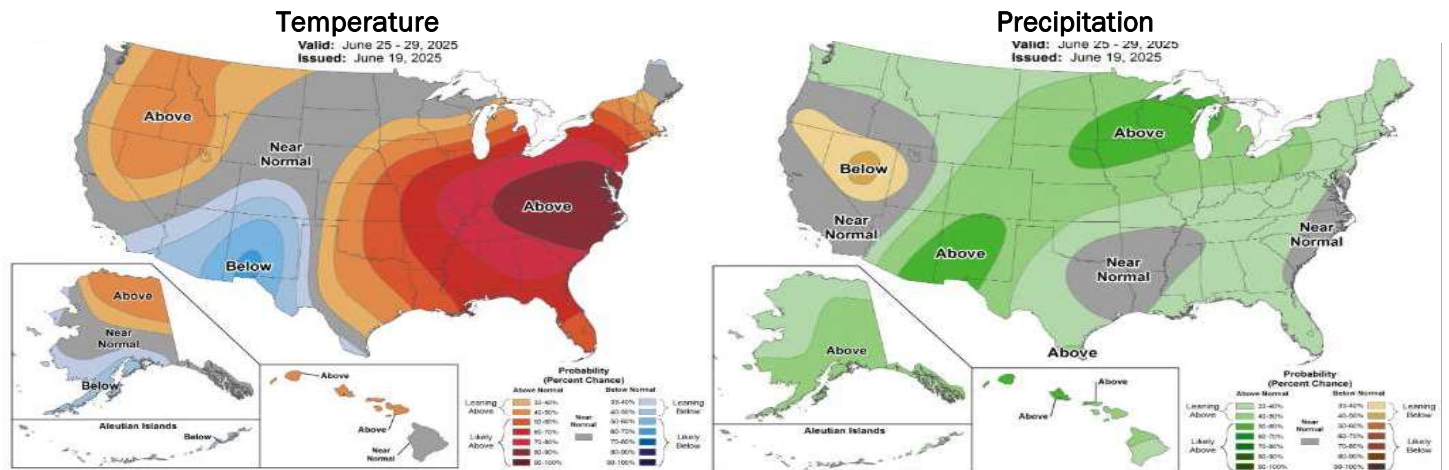
# NATURAL GAS NEWS



## WEATHER - HIGH / LOW TEMPERATURE - TOMORROW



## WEATHER - 6 - 10 DAY OUTLOOK - NOAA



## WEATHER - 8 - 14 DAY OUTLOOK - NOAA

