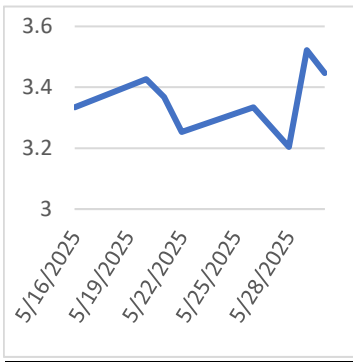


Monday, June 2, 2025

**Last Week's Prompt
NYMEX**



NYMEX NG Futures

Month	Close	Change
Jul-25	3.447	-0.075
Aug-25	3.523	-0.080
Sep-25	3.508	-0.077
Oct-25	3.608	-0.068
Nov-25	3.981	-0.057
Dec-25	4.505	-0.048
Jan-26	4.794	-0.030
Feb-26	4.537	-0.017
Mar-26	4.097	-0.022
Apr-26	3.808	-0.013
May-26	3.804	-0.013
Jun-26	3.968	-0.015
Jul-26	4.143	-0.014
Aug-26	4.191	-0.013
Sep-26	4.140	-0.013
Oct-26	4.181	-0.012
Nov-26	4.359	-0.009
Dec-26	4.720	-0.004
Jan-27	4.954	0.002
Feb-27	4.584	0.007
Mar-27	3.946	0.006
Apr-27	3.468	0.004
May-27	3.436	0.004
Jun-27	3.577	0.003
1 YR STRIP	3.965	-0.043
2025	3.909	-0.053

IN THE NEWS

Mansfield Market Assessment

The market was rocking up today on the heels of heat coming in the back of the 11-16 day weather forecast. Its not here yet, but the market is trying to get in front of it. Production is hovering around 105 Bcf/day while LNG demand is muted as Sabine Pass is down. We expect close to a 110 Bcf injection this Thursday and likely two more triple digit injections potentially coming before we start to see the lower numbers as the weather continues to heat up....

U.S. Sanctions Threaten Europe's Russian Gas Lifeline

Despite European politicians' efforts to reduce Russia's natural gas dominance in national markets, the reality is quite the opposite. The media often highlights the obstructive policies of Eastern European and Balkan countries like Slovakia and Hungary. However, the bigger picture reveals that Brussels and its bureaucrats face a significant challenge. According to Reuters, Gazprom's natural gas pipeline supplies via Turkstream to Europe surged 10.3% in May 2025. This increase underscores the growing dependence on Turkstream as the sole option for Russia to transport natural gas to Europe via Turkey, following Ukraine's decision not to extend the transit deal on January 1.... For more info go to <https://tinyurl.com/yhfujcx2>

Natural Gas Prices Rise Despite Triple-Digit Build

Natural gas prices ended last week on a modestly positive note, even as supply-side pressures continued to weigh on sentiment. The latest EIA report showed an above-average storage injection, marking the fifth consecutive week of triple-digit builds. While production remains elevated, traders were encouraged by slightly stronger demand signals. In other words, the market appears to be navigating a complex mix of oversupply and seasonal shifts.... For more info go to <https://tinyurl.com/sp3nzmyw>

**Prompt Natural Gas (NG) Daily
Sentiment**

BEARISH



RESISTANCE
\$ 3.527 & 3.608

SUPPORT
\$ 3.403 & 3.36

NATURAL GAS

Futures	Close
NG	\$3.447
Volume	150,981
Open Int.	241,844

Contact Us



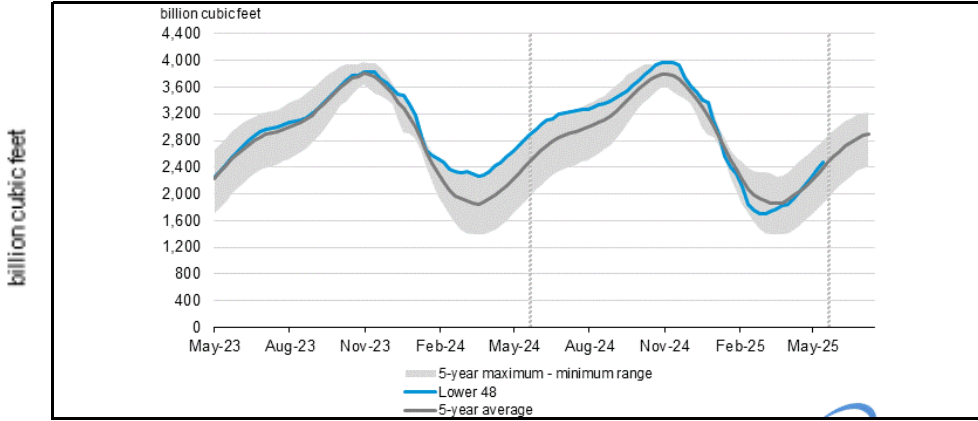
Always on it

Mansfield Power & Gas
1025 Airport Pkwy
Gainesville, GA 30501
www.mansfield.energy

customer@mansfieldpowergas.com
Phone: (678) 207 - 3350

NATURAL GAS NEWS

WEEKLY GAS IN UNDERGROUND STORAGE WITH 5-YR RANGE



for week ending May 23, 2025 | Released: May 29, 2025 | Next Release: June 05, 2025

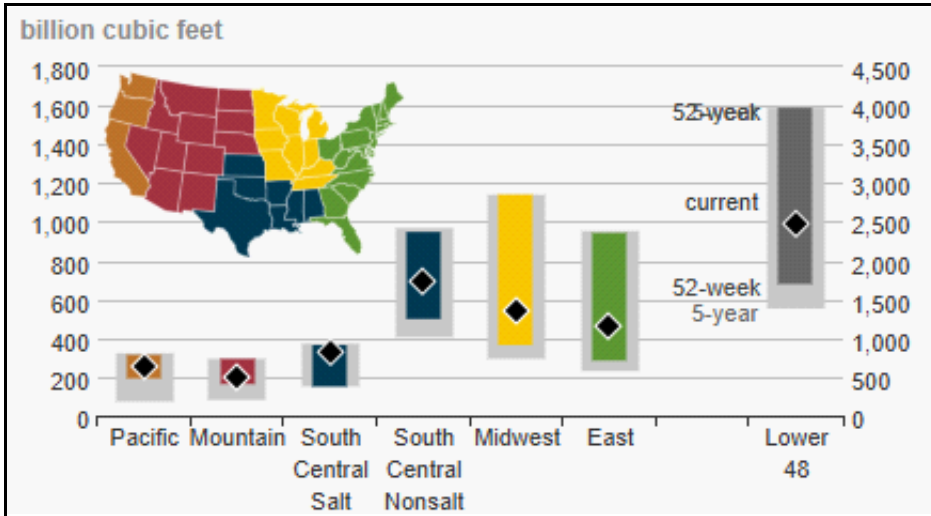
EIA Weekly Storage Actual and Surveys for

May 23, 2025

Released May 29, 2025

Range	82 to 125
S&P Global	100
FX Street	99
Investing.com	98

UNDERGROUND WORKING NAT GAS STORAGE AS OF 06/02/2025



Total Working Gas In Storage

2476 BCF

101 BCF (LAST WEEK)

-316 BCF (LAST YEAR)

93 BCF (5-YEAR AVG)

U.S. Natural Gas Supply

Gas Week -

Average Daily Values (BCF/D):

Last Year (BCF/d)

Dry Production - 101.7

Total Supply - 107.3

Last Week (BCF/d)

Dry Production - 106.1

Total Supply - 111.8

[Next Report: June 05]

U.S. Natural Gas Demand

Gas Week -

Average Daily Values (BCF/D):

Last Year (BCF/d)

Power - 36.3

Total Demand - 94.2

Last Week (BCF/d)

Power - 33.0

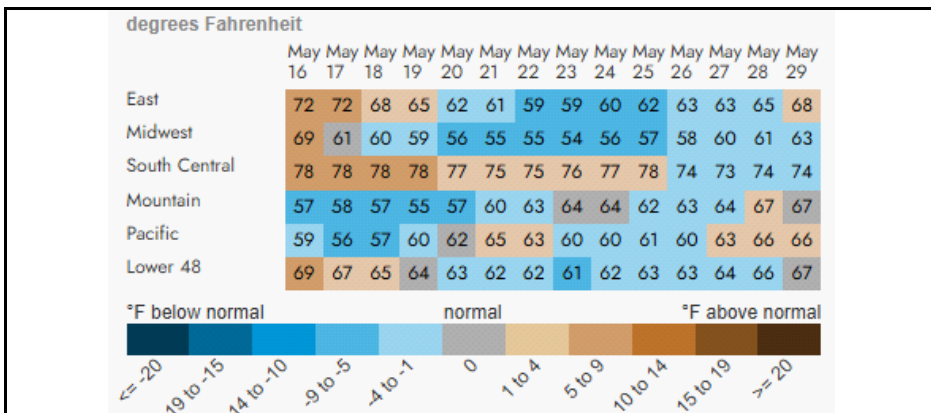
Total Demand - 98.1

[Next Report: June 05]

MANSFIELD EIA PREDICTION

101

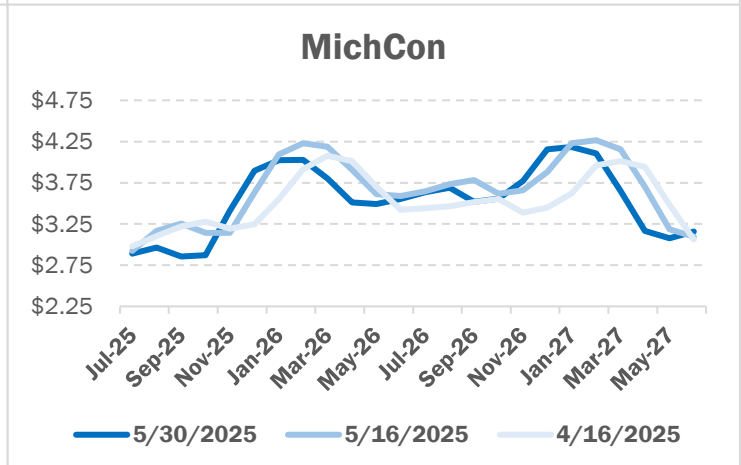
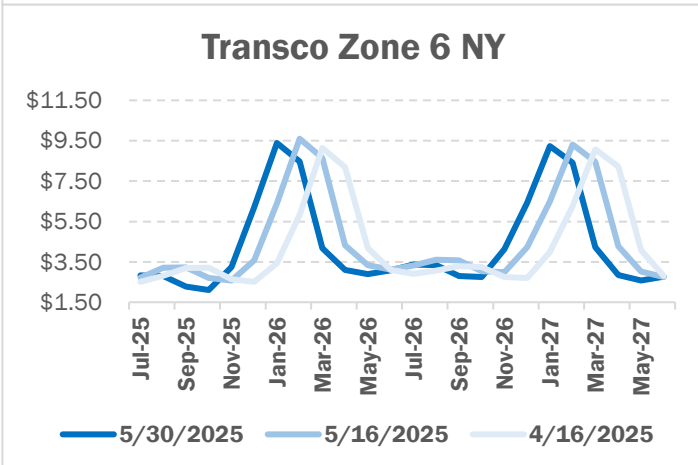
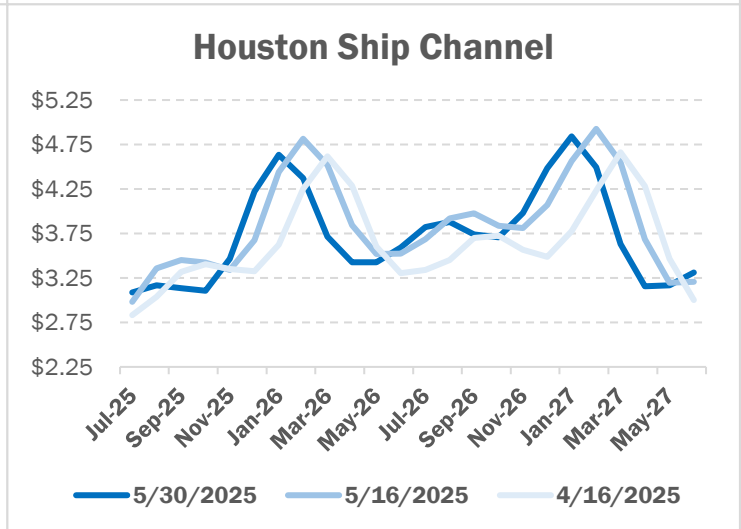
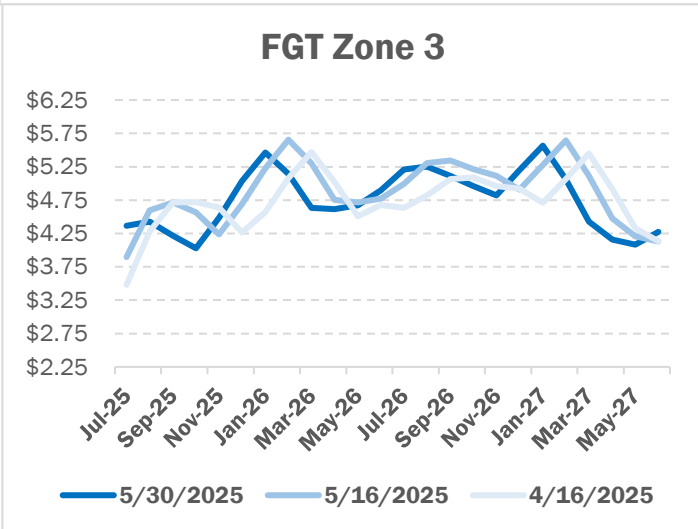
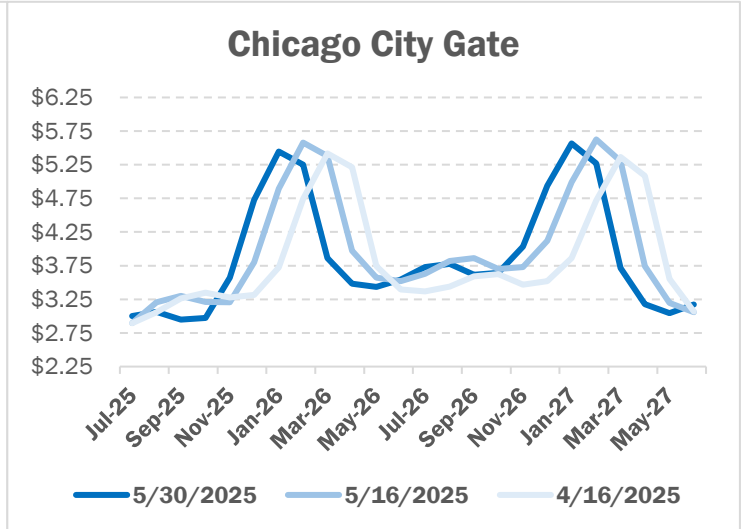
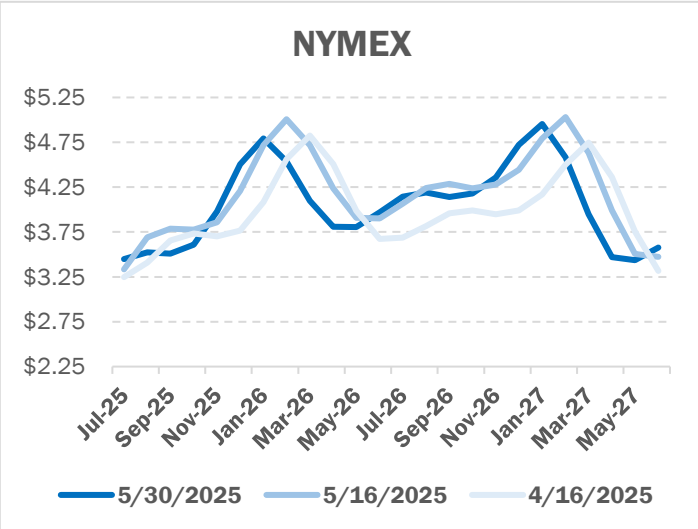
REGIONAL AVG TEMPERATURES AND DEPARTURE FROM NORMAL



NATURAL GAS NEWS



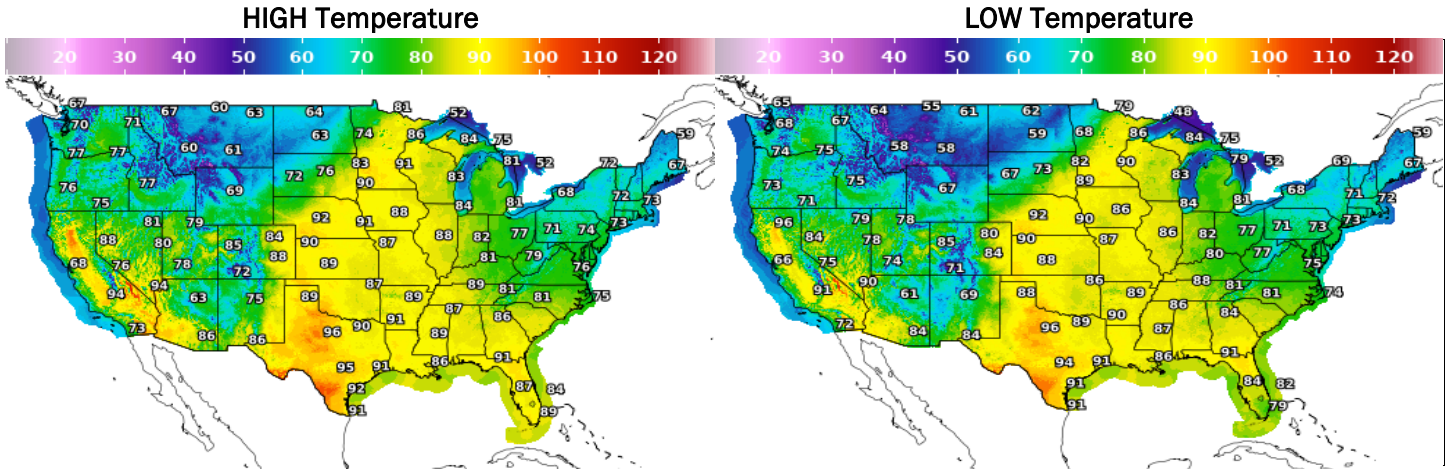
NATURAL GAS BASIS FUTURES



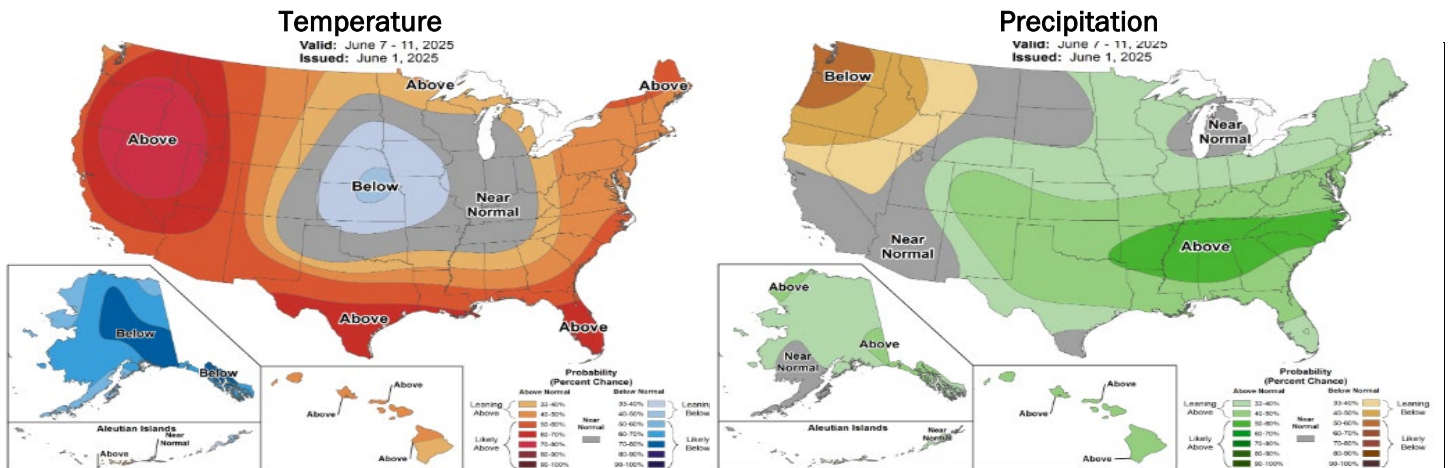
NATURAL GAS NEWS



WEATHER - HIGH / LOW TEMPERATURE - TOMORROW



WEATHER - 6 - 10 DAY OUTLOOK - NOAA



WEATHER - 8 - 14 DAY OUTLOOK - NOAA

