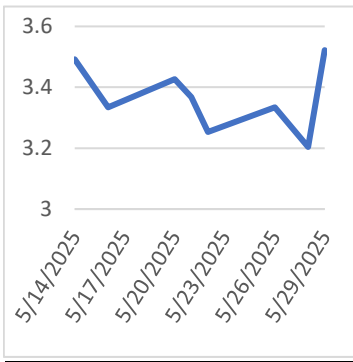


Friday, May 30, 2025

**Last Week's Prompt
NYMEX**



NYMEX NG Futures

Month	Close	Change
Jul-25	3.522	0.318
Aug-25	3.603	0.046
Sep-25	3.585	-0.047
Oct-25	3.676	0.065
Nov-25	4.038	0.338
Dec-25	4.553	0.491
Jan-26	4.824	0.250
Feb-26	4.554	-0.297
Mar-26	4.119	-0.462
Apr-26	3.821	-0.329
May-26	3.817	-0.031
Jun-26	3.983	0.137
Jul-26	4.157	0.147
Aug-26	4.204	0.019
Sep-26	4.153	-0.079
Oct-26	4.193	0.009
Nov-26	4.368	0.140
Dec-26	4.724	0.322
Jan-27	4.952	0.195
Feb-27	4.577	-0.413
Mar-27	3.940	-0.667
Apr-27	3.464	-0.506
May-27	3.432	-0.055
Jun-27	3.574	0.118
1 YR STRIP 2025	4.008 3.972	0.040 0.078

IN THE NEWS

Chevron says data center plans "moving very quickly"

Chevron's young business to build gas-fired plants that directly supply data centers is "moving very quickly," and final agreements with hyperscalers could come soon, Chevron New Energies president Jeff Gustavson tells Axios. Chevron's — and rival Exxon's — plunge into behind-the-meter power for data centers shows how the oil supermajors are moving to capitalize on AI's powerful energy thirst. In January, Chevron and investment firm Engine No. 1 unveiled a partnership to deploy gas plants co-located with big data centers starting in 2027, using GE Vernova turbines....
<https://tinyurl.com/yj8f5k59>

LNG Slowdown in Asia Masks a Bigger Surge Ahead

Demand for liquefied natural gas from the biggest importing region—Asia—has remained strong this year, although it has experienced a certain softening compared to last year. Prices are to blame for the softening—and they're about to slide lower and reverse the demand trend. Asian LNG importers bought 112.45 million tons of LNG over the first five months of the year, Reuters' Clyde Russell wrote this week, citing data from Kpler. This was down 6.2% on the first five months of 2024. and most of the decline came from China, which sunned pricy spot market LNG.... For more info go to <https://tinyurl.com/4pjmtkmz>

Weather & Weak Demand Drag Futures Into 200-Day MA

Natural gas futures tumble as light demand, cooler weather, and key chart levels fuel bearish pressure. Bulls may need hotter temps to regain momentum. U.S. natural gas prices slumped at mid-session Wednesday, pressured by technical selling and tepid short-term demand forecasts. Although prices briefly bounced during Tuesday's position-squaring session, bearish sentiment quickly regained control, sending futures lower and dragging attention back to key support levels. Prices have struggled to sustain gains, with the 50-day moving average hovering near \$4.000 acting as psychological resistance. ... For more info go to <https://tinyurl.com/4jbajpax>

**Prompt Natural Gas (NG) Daily
Sentiment**

BEARISH



RESISTANCE

\$ 3.586 & 3.651

SUPPORT

\$ 3.447 & 3.373

NATURAL GAS

Futures	Close
NG	\$3.522
Volume	19,843
Open Int.	241,333

Contact Us



Always on it

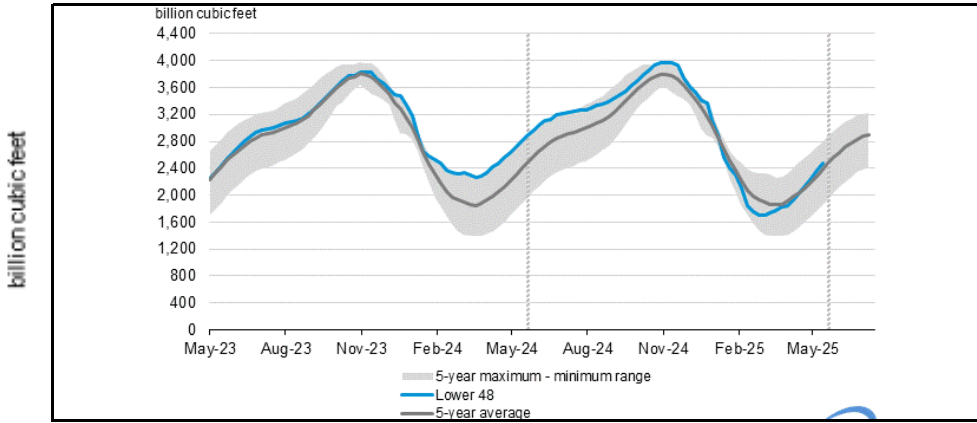
Mansfield Power & Gas
1025 Airport Pkwy
Gainesville, GA 30501
www.mansfield.energy

customer@mansfieldpowergas.com
Phone: (678) 207 - 3350

NATURAL GAS NEWS



WEEKLY GAS IN UNDERGROUND STORAGE WITH 5-YR RANGE



for week ending May 23, 2025 | Released: May 29, 2025 | Next Release: June 05, 2025

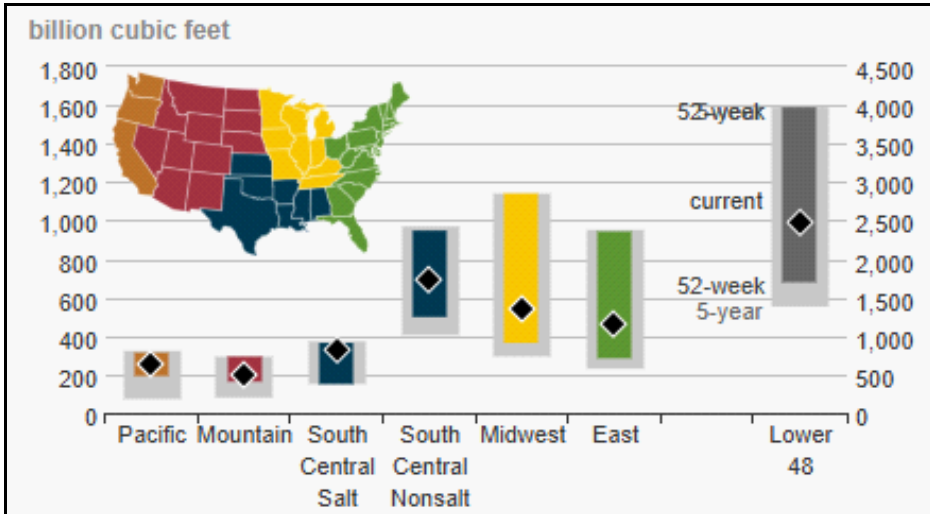
EIA Weekly Storage Actual and Surveys for

May 23, 2025

Released May 29, 2025

Range	82 to 125
S&P Global	100
FX Street	99
Investing.com	98

UNDERGROUND WORKING NAT GAS STORAGE AS OF 05/23/2025



Total Working Gas In Storage

2476 BCF

101 BCF (LAST WEEK)

-316 BCF (LAST YEAR)

93 BCF (5-YEAR AVG)

U.S. Natural Gas Supply

Gas Week -

Average Daily Values (BCF/D):

Last Year (BCF/d)

Dry Production - 101.7

Total Supply - 107.3

Last Week (BCF/d)

Dry Production - 106.1

Total Supply - 111.8

[Next Report: June 05]

U.S. Natural Gas Demand

Gas Week -

Average Daily Values (BCF/D):

Last Year (BCF/d)

Power - 36.3

Total Demand - 94.2

Last Week (BCF/d)

Power - 33.0

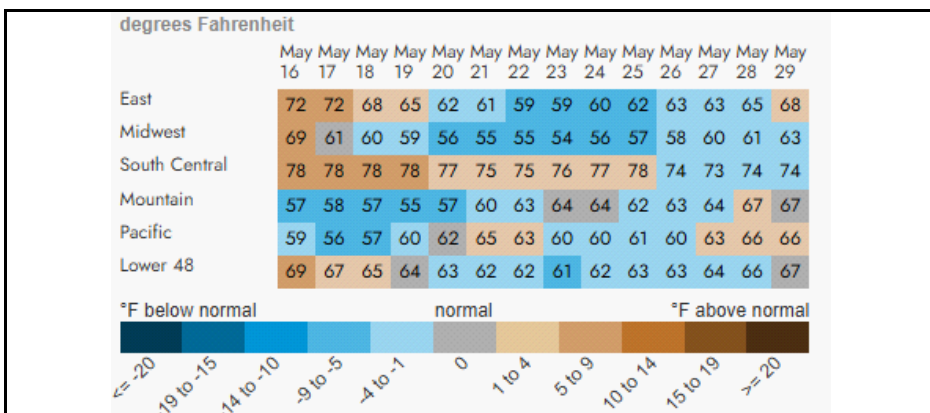
Total Demand - 98.1

[Next Report: June 05]

MANSFIELD EIA PREDICTION

101

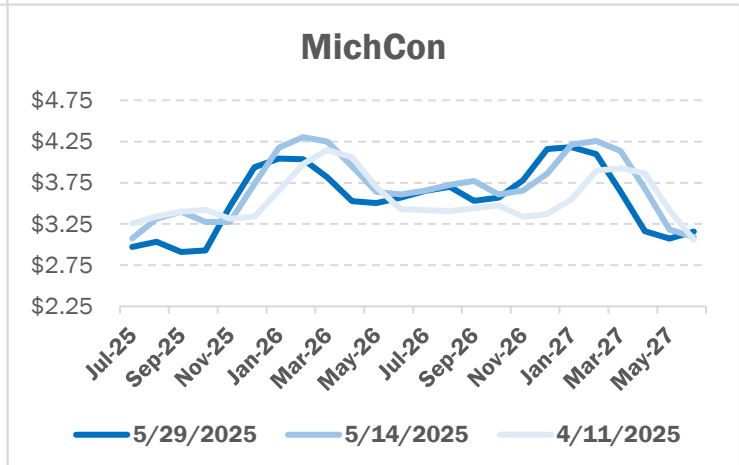
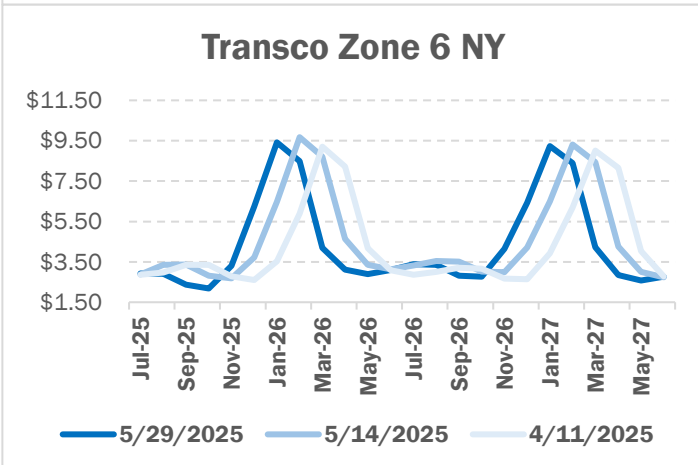
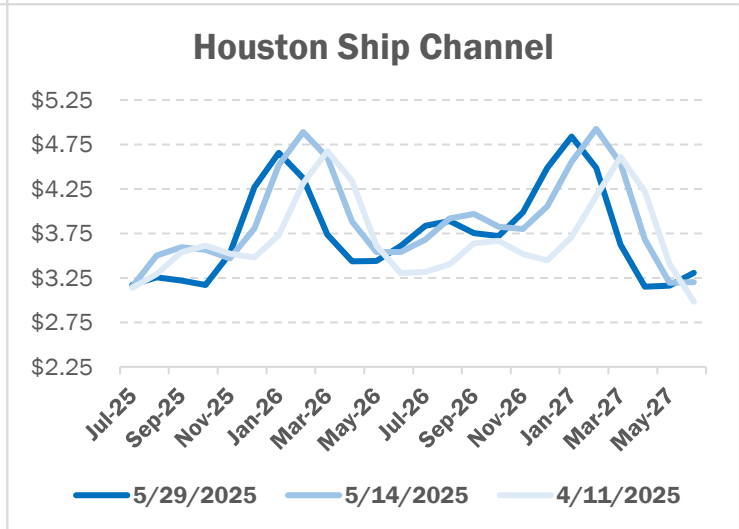
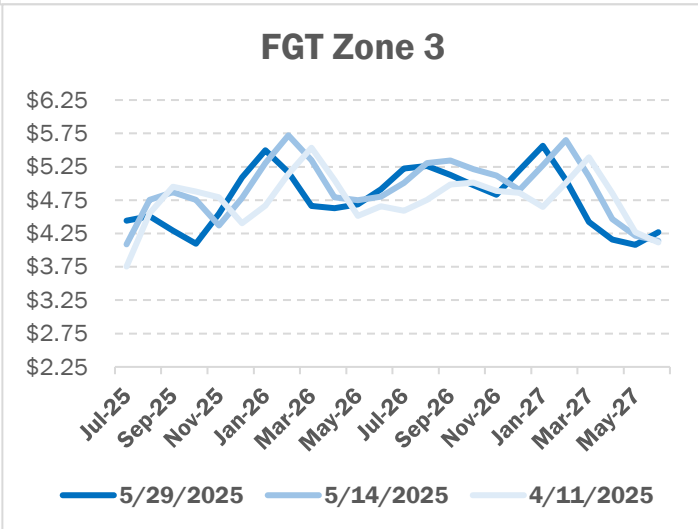
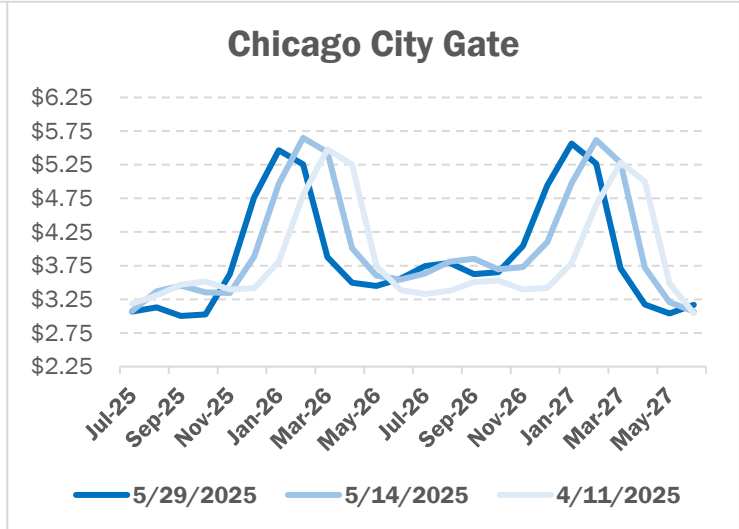
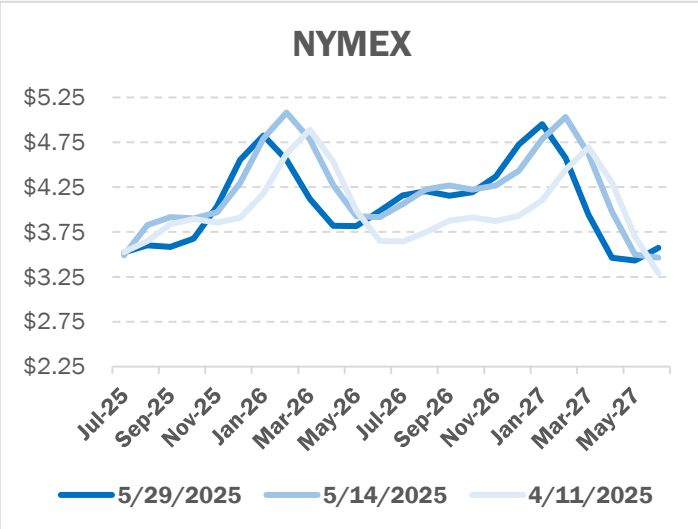
REGIONAL AVG TEMPERATURES AND DEPARTURE FROM NORMAL



NATURAL GAS NEWS



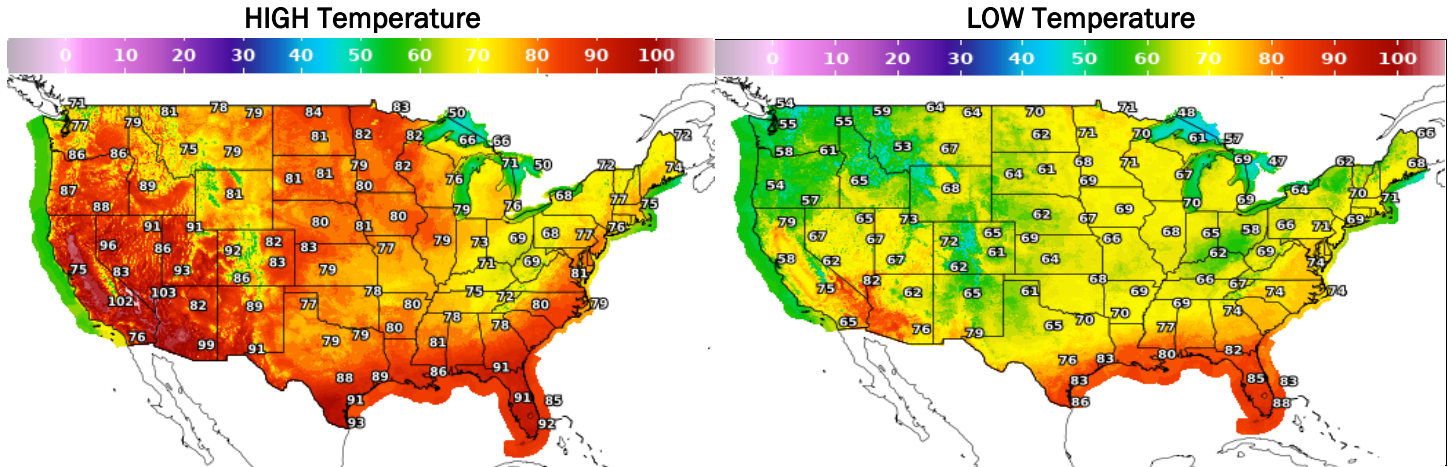
NATURAL GAS BASIS FUTURES



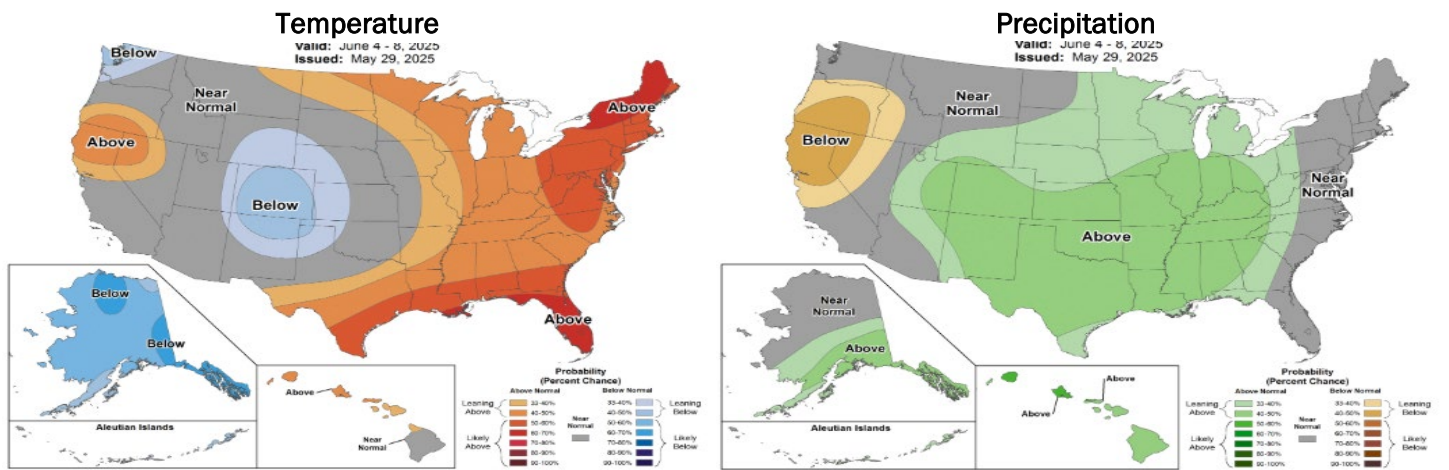
NATURAL GAS NEWS



WEATHER - HIGH / LOW TEMPERATURE - TOMORROW



WEATHER - 6 - 10 DAY OUTLOOK - NOAA



WEATHER - 8 - 14 DAY OUTLOOK - NOAA

