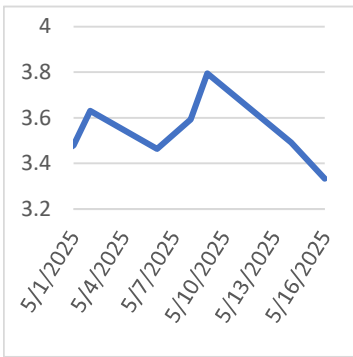


Monday, May 19, 2025

**Last Week's Prompt  
NYMEX**



**NYMEX NG Futures**

Month	Close	Change
Jun-25	3.334	-0.158
Jul-25	3.692	-0.133
Aug-25	3.788	-0.129
Sep-25	3.778	-0.122
Oct-25	3.859	-0.109
Nov-25	4.207	-0.090
Dec-25	4.717	-0.077
Jan-26	5.006	-0.075
Feb-26	4.717	-0.064
Mar-26	4.236	-0.038
Apr-26	3.908	-0.019
May-26	3.902	-0.013
Jun-26	4.064	0.002
Jul-26	4.240	0.015
Aug-26	4.285	0.017
Sep-26	4.238	0.014
Oct-26	4.280	0.010
Nov-26	4.445	0.011
Dec-26	4.794	0.008
Jan-27	5.031	0.000
Feb-27	4.631	0.012
Mar-27	3.991	0.014
Apr-27	3.507	0.010
May-27	3.473	0.009
1 YR STRIP	4.095	-0.086
2025	4.048	-0.106

**IN THE NEWS**

**Weak Demand Threatens 200-Day Moving Average Support Today**

Natural gas futures test 200-day average, with weak demand and oversupply fueling the bearish momentum. Mild weather forecast from May 19–23 limits power sector demand and holds back any bullish potential in futures. Technical breakdown below \$3.035 could accelerate a slide toward \$2.376 as market pressure continues to mount. U.S. natural gas prices extended their losing streak Monday, opening lower and testing key technical support levels. Futures are now eyeing a potential drop below the 200-day moving average at \$3.158 and the April low at \$3.035, with momentum favoring sellers amid softening demand and ample supply. Forecasts for continued below-normal temperatures across major demand centers in the East and Midwest are capping power sector consumption. Despite isolated heat in the South and Texas, national ai...  
<https://tinyurl.com/yj27b7x7>

**Egypt Scrambling For Cheap Oil and LNG as its Energy Crisis Deepens**

Facing record heat and surging electricity demand, Egypt is struggling with a renewed natural gas shortfall. Cairo is in advanced negotiations with Qatar for long-term LNG supply deals, while planned Israeli gas deliveries face delays over pricing. Despite its LNG export goals, Egypt's inability to meet local energy needs highlights deep production challenges and financial constraints. Egypt is once again facing a resurgence of natural gas shortages, drawing headlines as the country enters the peak summer season. With soaring temperatures above 40 °C expected in the coming months, electricity demand—driven largely by air conditioning—is putting intense pressure on the national grid. In response, the Cairo government is scrambling to implement emergency measures to avoid blackouts. Despite E... For more info go to  
<https://tinyurl.com/murszvtu>

**Inventory Builds and Cool Temps Set Bearish Tone for Next Week**

Natural gas futures dropped 12.15% last week as cooler weather and light demand pressured prices lower. EIA reports a 110 Bcf storage build—above the five-year average—highlighting growing supply pressure. U.S. dry gas production rose to 105.5 Bcf/d, while demand lags at 67.3 Bcf/d, fueling oversupply concerns. Natural gas futures continued their decline last week, with the June Nymex contract settling at \$3.334, down 12.15% as cooler U.S. temperatures curbed electricity-driven demand. With forecasts pointing to mild spring conditions across key regions, storage builds have accelerated, keeping traders on the defensive. Despite regional heat spikes, the broader supply-demand setup remains soft, reinforcing a bearish short-term stance. Forecasters expect below-normal temperatures to persist... For more info go to  
<https://tinyurl.com/39nsasnf>

**Prompt Natural Gas (NG) Daily  
Sentiment**

**BEARISH**



RESISTANCE  
\$ 3.766 & 3.84  
SUPPORT  
\$ 3.642 & 3.592

**NATURAL GAS**

Futures	Close
NG	\$3.334
Volume	78,467
Open Int.	88,963

**Contact Us**



Always on it

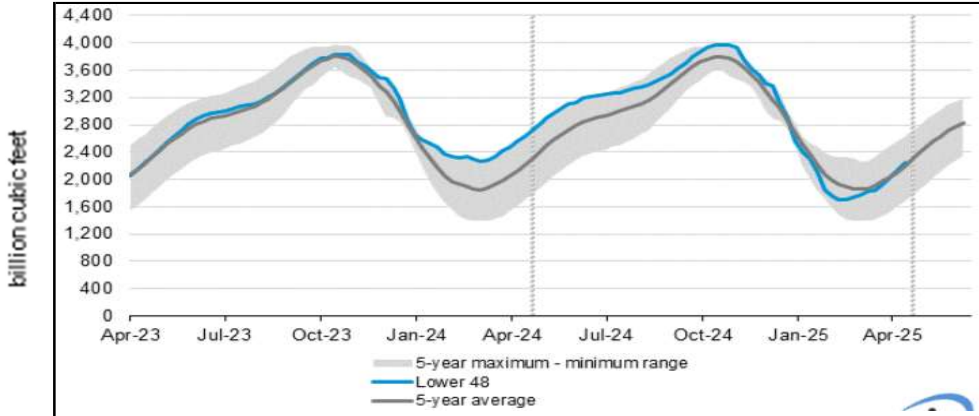
**Mansfield Power & Gas**  
 1025 Airport Pkwy  
 Gainesville, GA 30501  
[www.mansfield.energy](http://www.mansfield.energy)

customer@mansfieldpowergas.com  
 Phone: (678) 207 - 3350

# NATURAL GAS NEWS



## WEEKLY GAS IN UNDERGROUND STORAGE WITH 5-YR RANGE



for week ending May 09, 2025 | Released: May 15, 2025 | Next Release: May 22, 2025

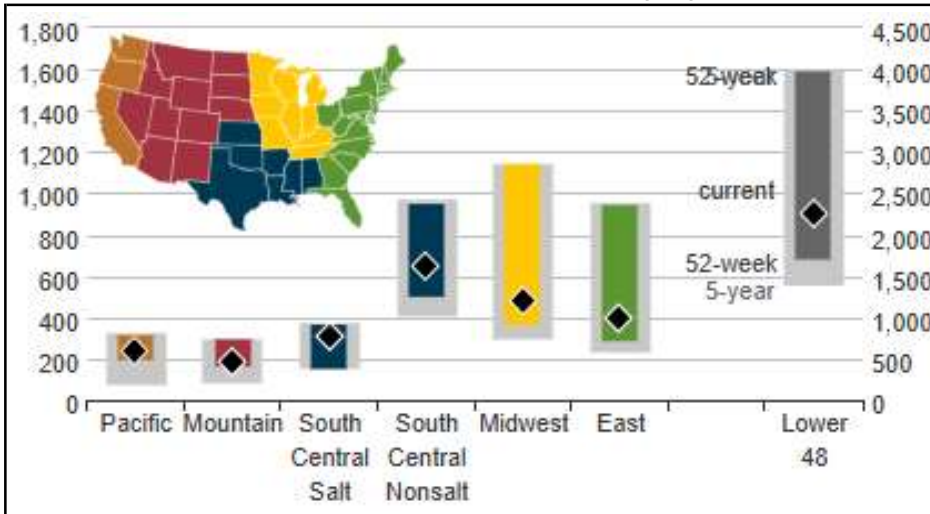
### EIA Weekly Storage Actual and Surveys for

May 9, 2025

Released May 15, 2025

Range	105 to 115
S&P Global	110
FX Street	110
Investing.com	111

## UNDERGROUND WORKING NAT GAS STORAGE AS OF 05/15/2025



### Total Working Gas In Storage

**2255 BCF**

110 BCF (LAST WEEK)

-375 BCF (LAST YEAR)

57 BCF (5-YEAR AVG)

### U.S. Natural Gas Supply

#### Gas Week -

Average Daily Values (BCF/D):

Last Year (BCF/d)

Dry Production - 100.8

Total Supply - 106.2

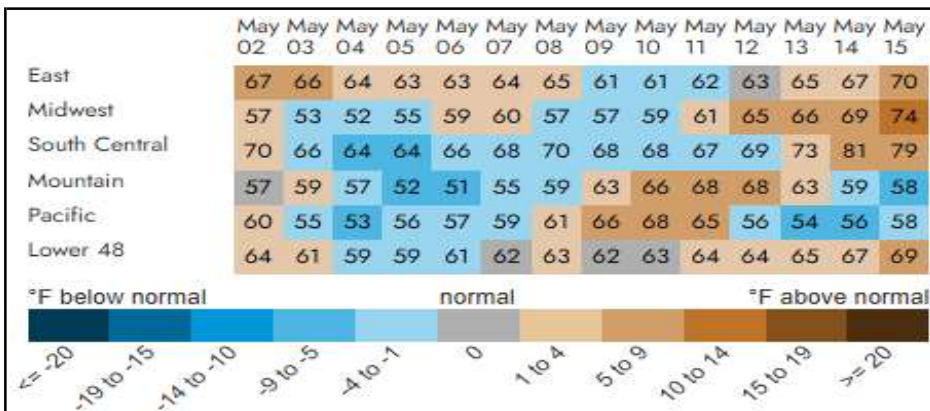
Last Week (BCF/d)

Dry Production - 105.0

Total Supply - 110.0

[Next Report: May 22]

## REGIONAL AVG TEMPERATURES AND DEPARTURE FROM NORMAL



### U.S. Natural Gas Demand

#### Gas Week -

Average Daily Values (BCF/D):

Last Year (BCF/d)

Power - 32.2

Total Demand - 93.5

Last Week (BCF/d)

Power - 30.1

Total Demand - 94.8

[Next Report: May 22]

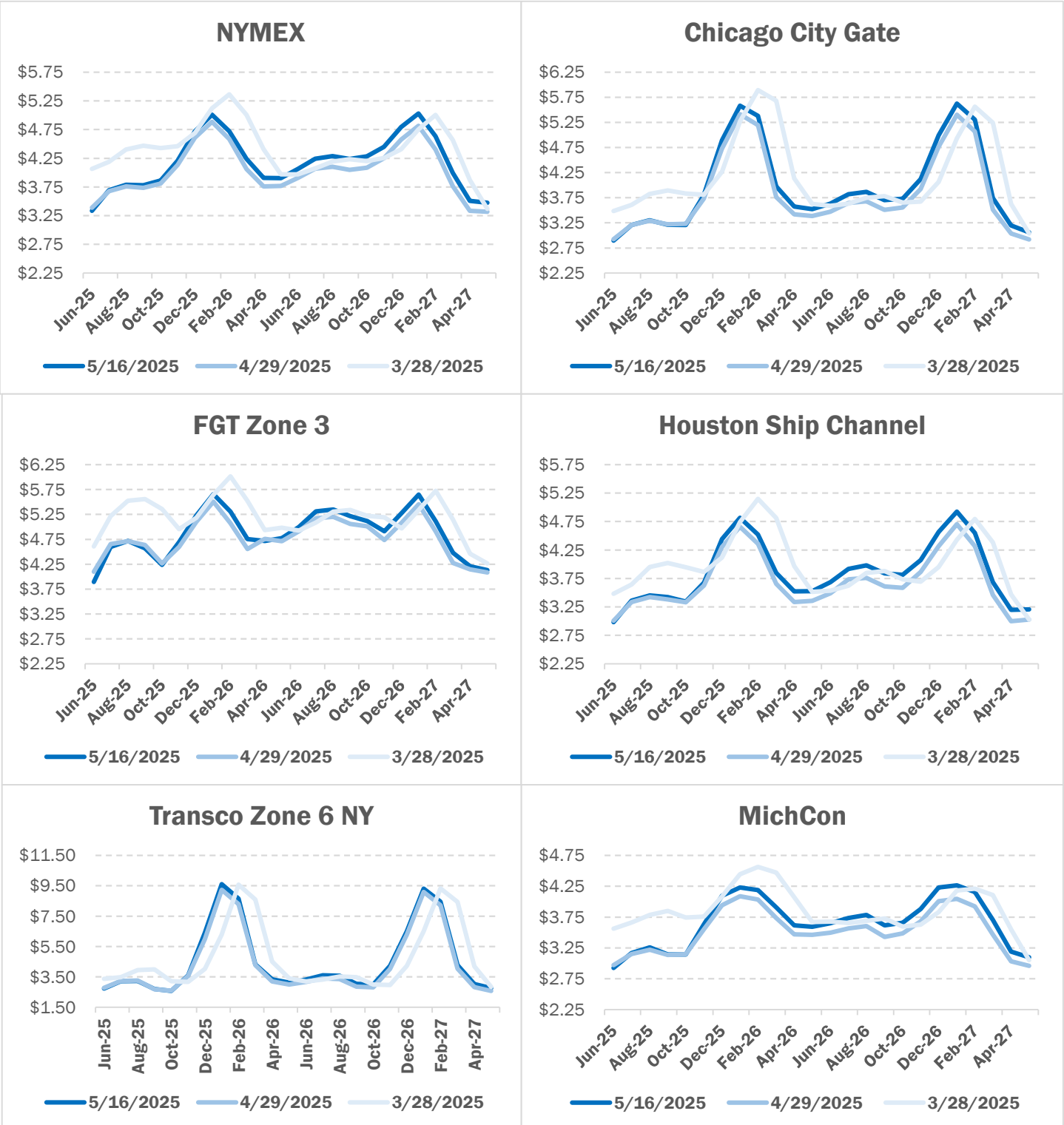
MANSFIELD EIA PREDICTION

**110**

# NATURAL GAS NEWS



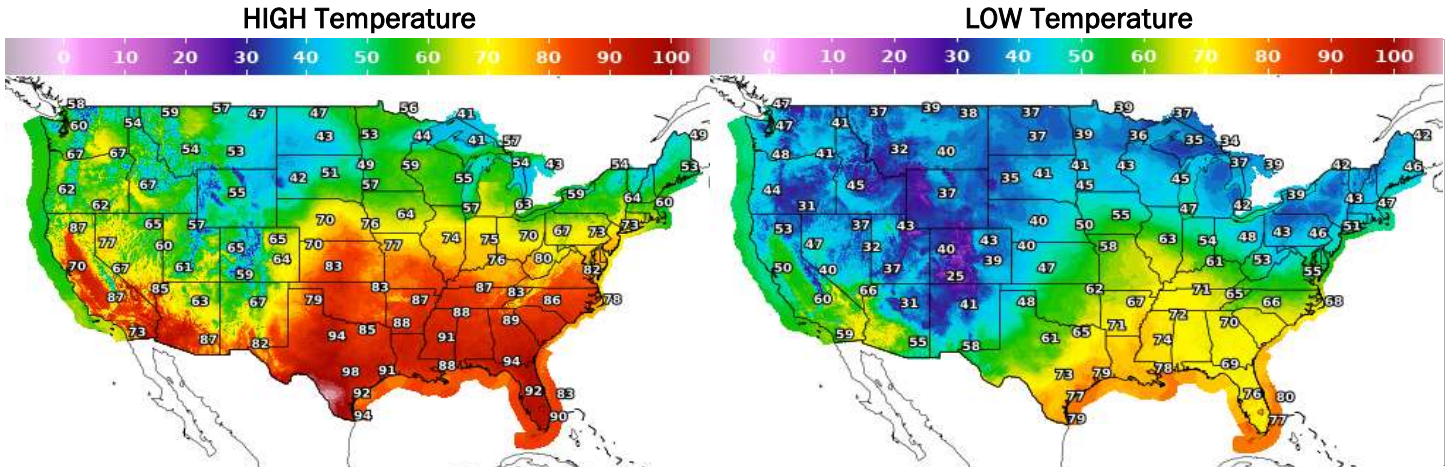
## NATURAL GAS BASIS FUTURES



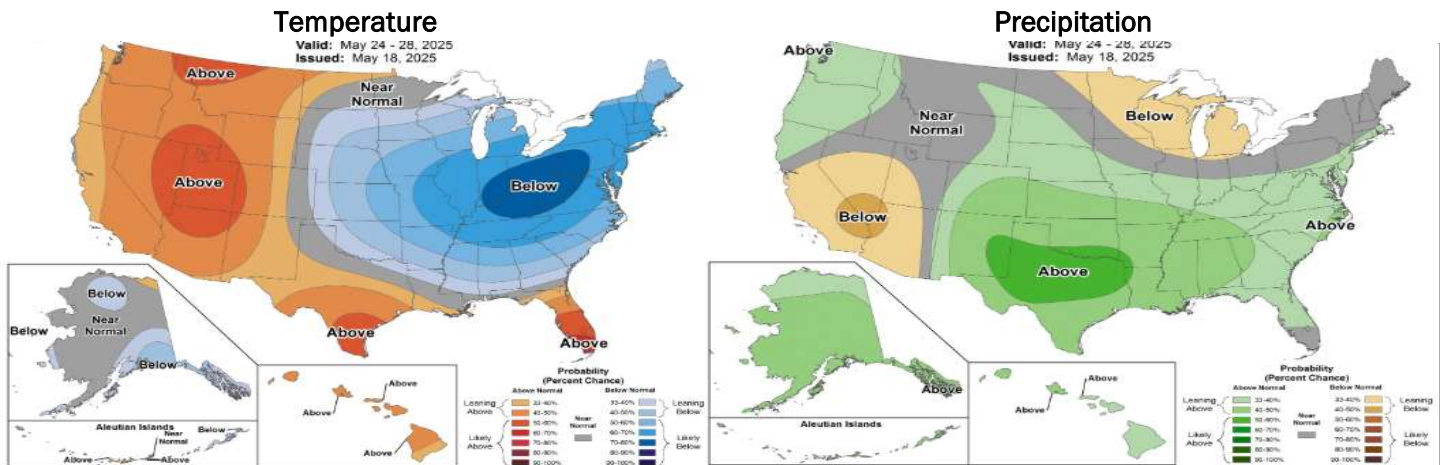
# NATURAL GAS NEWS



## WEATHER - HIGH / LOW TEMPERATURE - TOMORROW



## WEATHER - 6 - 10 DAY OUTLOOK - NOAA



## WEATHER - 8 - 14 DAY OUTLOOK - NOAA

