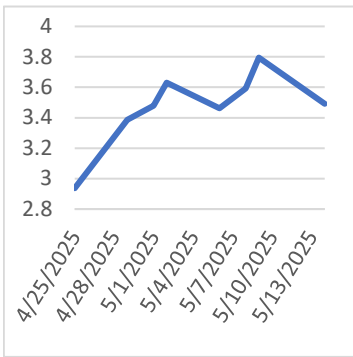


**Last Week's Prompt
NYMEX**



NYMEX NG Futures

Month	Close	Change
Jun-25	3.492	-0.303
Jul-25	3.825	-0.271
Aug-25	3.917	-0.250
Sep-25	3.900	-0.234
Oct-25	3.968	-0.228
Nov-25	4.297	-0.183
Dec-25	4.794	-0.152
Jan-26	5.081	-0.140
Feb-26	4.781	-0.110
Mar-26	4.274	-0.066
Apr-26	3.927	-0.035
May-26	3.915	-0.033
Jun-26	4.062	-0.035
Jul-26	4.225	-0.038
Aug-26	4.268	-0.029
Sep-26	4.224	-0.027
Oct-26	4.270	-0.024
Nov-26	4.434	-0.028
Dec-26	4.786	-0.033
Jan-27	5.031	-0.036
Feb-27	4.619	0.001
Mar-27	3.977	0.049
Apr-27	3.497	0.068
May-27	3.464	0.064
1 YR STRIP	4.181	-0.167
2025	4.159	-0.208

IN THE NEWS

Natural Gas Retreats Amid Repeated Large Injections

In an EBW Analytics Group report sent to Rigzone by the EBW team today, Eli Rubin, an energy analyst at the company, outlined that natural gas “retreat[ed]...amid repeated substantial injections”. “Yesterday’s EIA (U.S. Energy Information Administration)-reported 110 billion cubic foot injection (3.9 billion cubic feet per day) looser than five-year norms and the third consecutive triple-digit injection in only the first full week of May) is deflating initial enthusiasm following the huge post-tariff April deleveraging sell-off,” Rubin stated in the report. “In our view, the bullish impulses of the gas market may prove correct - but are just early,” he added.... <https://tinyurl.com/5628fmb6>

Vistra to Acquire Natural Gas Assets Building on Industry

Vistra Corp. (NYSE: VST) today announced that it has executed a definitive agreement to acquire seven modern natural gas generation facilities, totaling approximately 2,600 MW of capacity, from Lotus Infrastructure Partners ("Lotus"). The acquisition includes five combined cycle gas turbine facilities and two combustion turbine facilities located across PJM, New England, New York, and California, further geographically diversifying Vistra's natural gas fleet. "We are excited to announce another opportunistic expansion of our generation footprint in some of our key competitive markets," said Vistra President and CEO Jim Burke. ... For more info go to <https://tinyurl.com/2usha52r>

Weekly Price Outlook - Tough Week for Natural Gas

The natural gas market initially did try to rally at the open for the week but has since fallen apart. At this point, we are testing the 200-week EMA and the \$3.33 level. On the daily chart, this lines up with the 200 day EMA as well. So, there is a lot of noise going on at the moment. But if you look at the candlestick from the previous week, by breaking below the bottom of it, we have technically formed a hanging man pattern. Although not necessarily my favorite indicator, it does show that there's a bit of capitulation as far as support is concerned. With that being the case, I do think that we are getting ready to kick off a drop towards the \$3 level, which of course will be noisy, but that's typical for natural gas.... For more info go to <https://tinyurl.com/5365rv68>

Prompt Natural Gas (NG) Daily Sentiment

BEARISH



RESISTANCE

\$ 3.799 & 3.882

SUPPORT

\$ 3.667 & 3.618

NATURAL GAS

Futures	Close
NG	\$3.492
Volume	69,073
Open Int.	102,310

Contact Us



Always on it

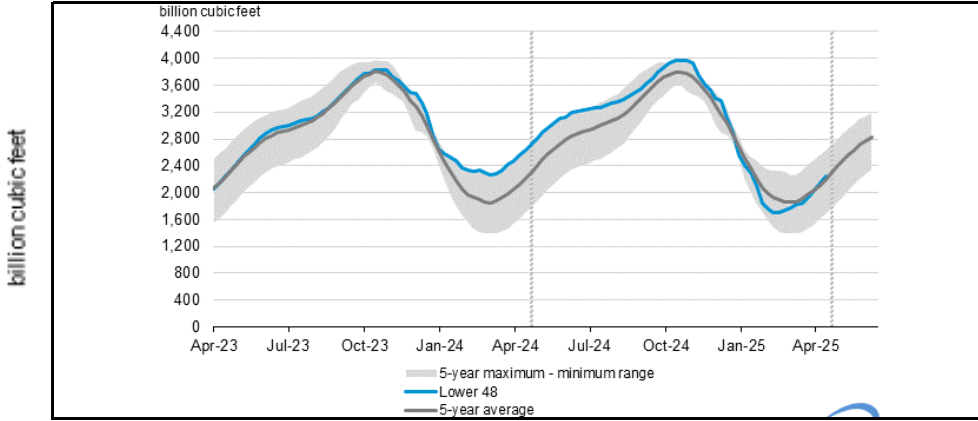
Mansfield Power & Gas

1025 Airport Pkwy
Gainesville, GA 30501
www.mansfield.energy

customer@mansfieldpowergas.com
Phone: (678) 207 - 3350

NATURAL GAS NEWS

WEEKLY GAS IN UNDERGROUND STORAGE WITH 5-YR RANGE



for week ending May 09, 2025 | Released: May 15, 2025 | Next Release: May 22, 2025

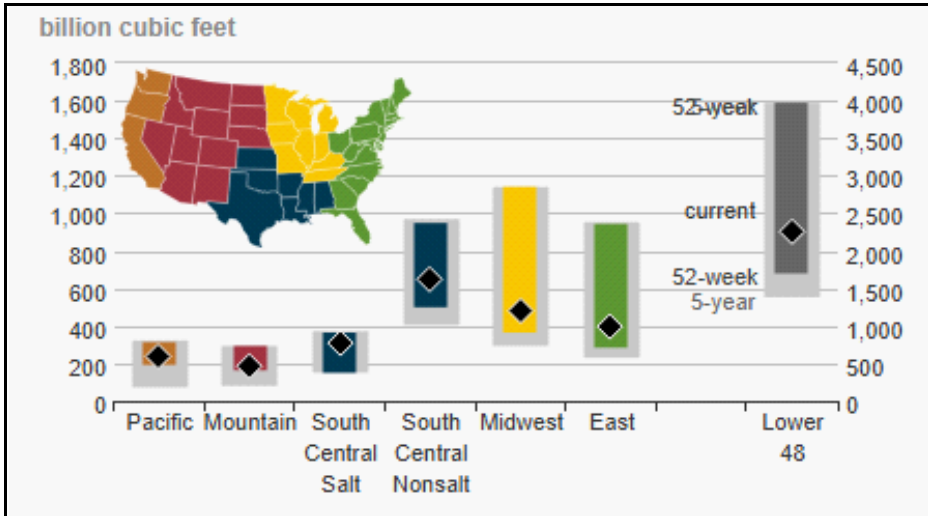
EIA Weekly Storage Actual and Surveys for

May 9, 2025

Released May 15, 2025

Range	105 to 115
S&P Global	110
FX Street	110
Investing.com	111

UNDERGROUND WORKING NAT GAS STORAGE AS OF 05/15/2025



Total Working Gas In Storage

2255 BCF

110 BCF (LAST WEEK)

-375 BCF (LAST YEAR)

57 BCF (5-YEAR AVG)

U.S. Natural Gas Supply

Gas Week -

Average Daily Values (BCF/D):

Last Year (BCF/d)

Dry Production - 100.8

Total Supply - 106.2

Last Week (BCF/d)

Dry Production - 105.0

Total Supply - 110.0

[Next Report: May 22]

U.S. Natural Gas Demand

Gas Week -

Average Daily Values (BCF/D):

Last Year (BCF/d)

Power - 32.2

Total Demand - 93.5

Last Week (BCF/d)

Power - 30.1

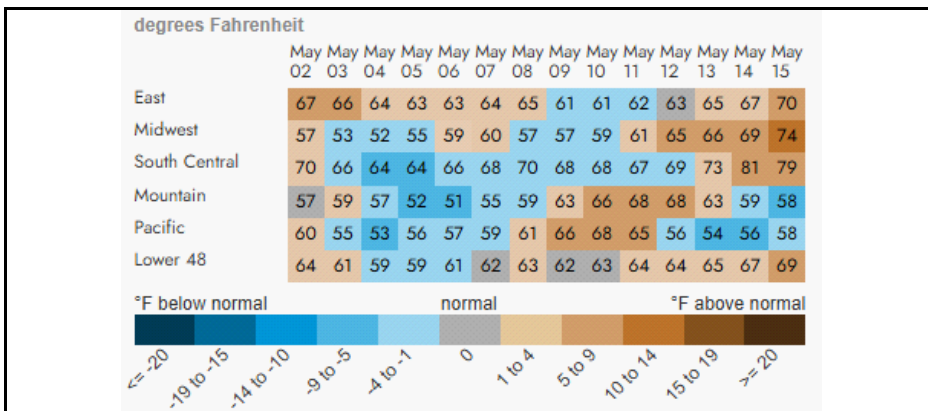
Total Demand - 94.8

[Next Report: May 22]

MANSFIELD EIA PREDICTION

110

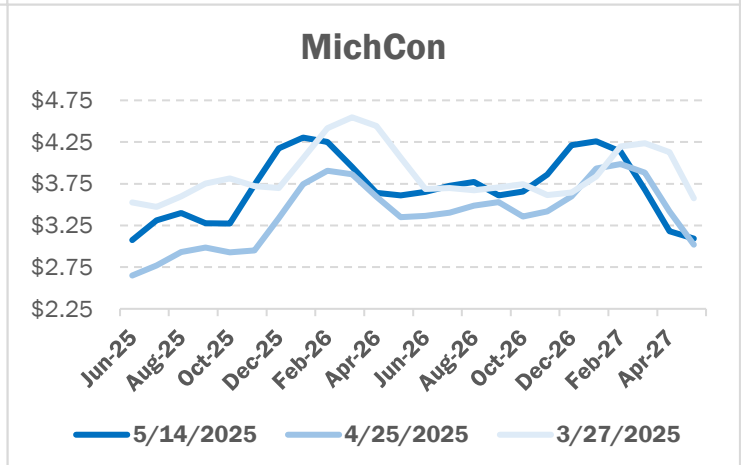
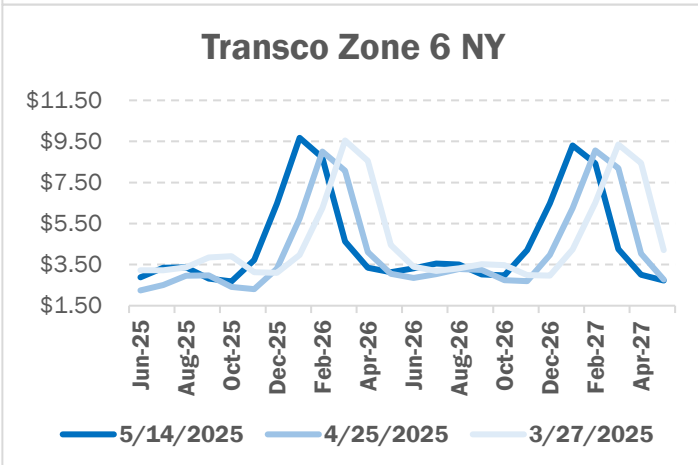
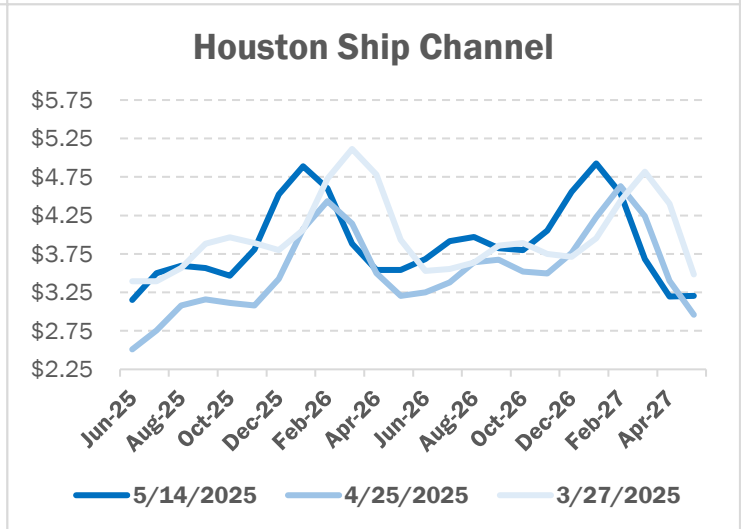
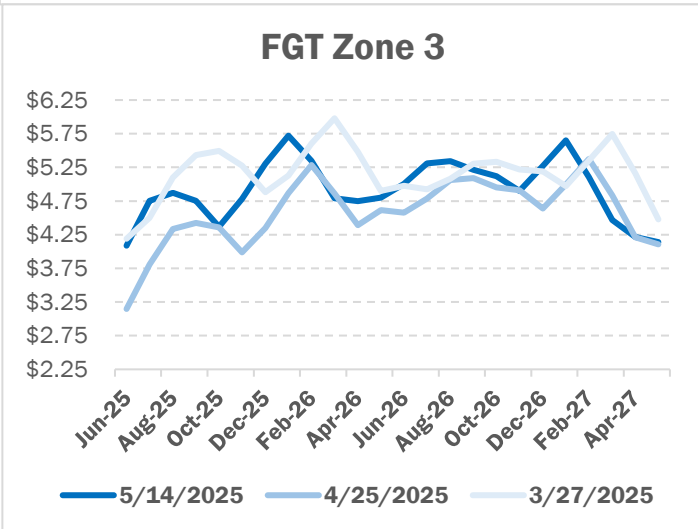
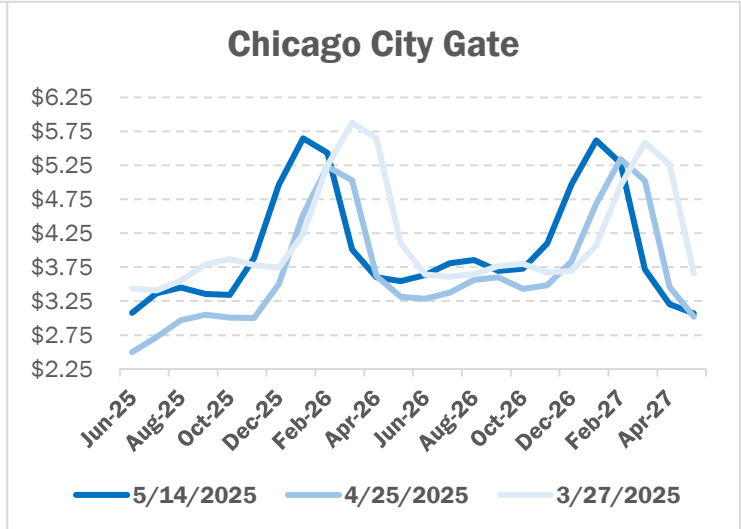
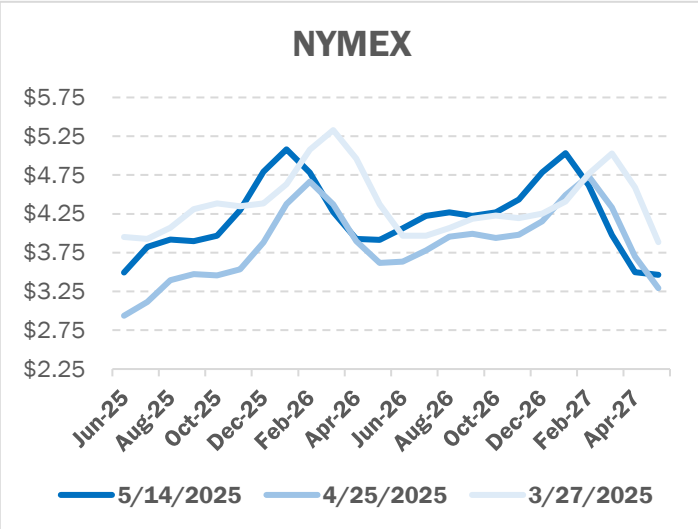
REGIONAL AVG TEMPERATURES AND DEPARTURE FROM NORMAL



NATURAL GAS NEWS



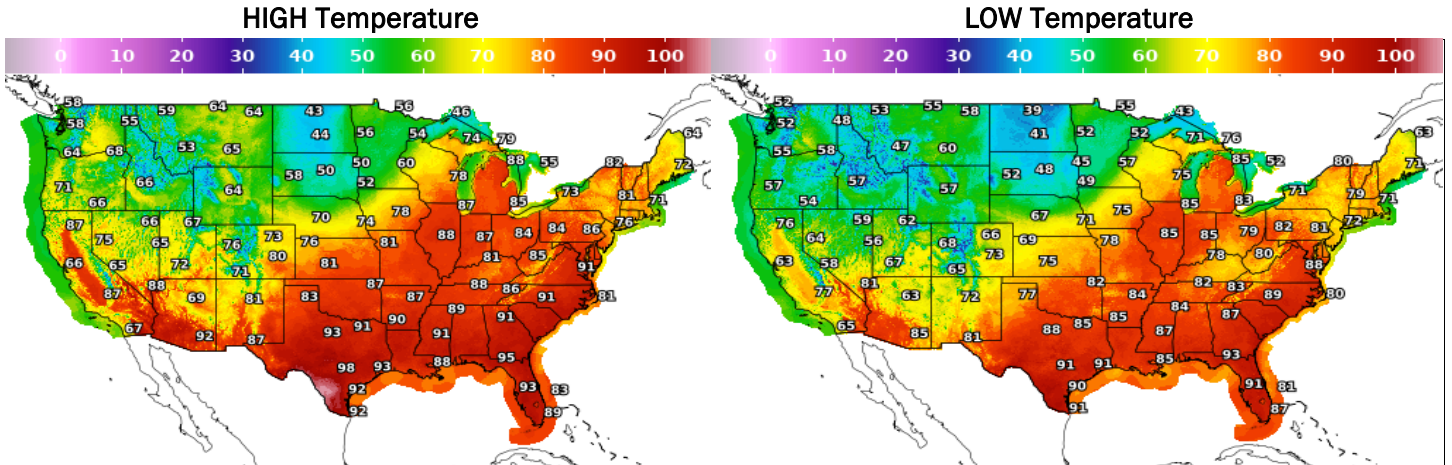
NATURAL GAS BASIS FUTURES



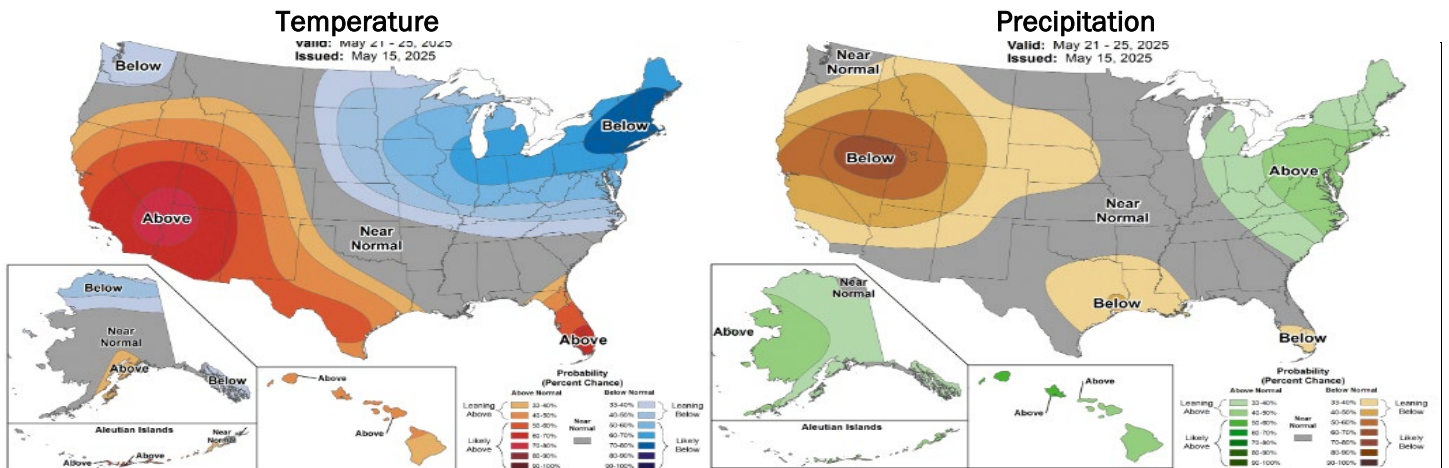
NATURAL GAS NEWS



WEATHER - HIGH / LOW TEMPERATURE - TOMORROW



WEATHER - 6 - 10 DAY OUTLOOK - NOAA



WEATHER - 8 - 14 DAY OUTLOOK - NOAA

