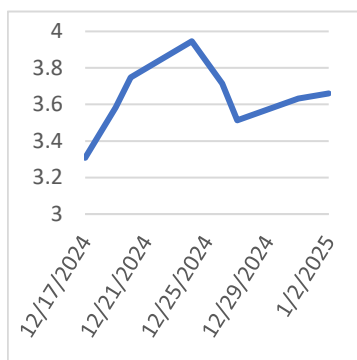


Friday, January 3, 2025

Last Week's Prompt

NYMEX



NYMEX NG Futures

Month	Close	Change
Feb-25	3.660	0.027
Mar-25	3.143	0.045
Apr-25	3.112	0.042
May-25	3.199	0.042
Jun-25	3.382	0.047
Jul-25	3.565	0.043
Aug-25	3.601	0.041
Sep-25	3.573	0.031
Oct-25	3.646	0.027
Nov-25	3.922	0.016
Dec-25	4.375	0.011
Jan-26	4.657	0.001
Feb-26	4.342	-0.001
Mar-26	3.770	-0.007
Apr-26	3.444	0.007
May-26	3.476	0.008
Jun-26	3.611	0.009
Jul-26	3.750	0.006
Aug-26	3.782	0.005
Sep-26	3.753	0.005
Oct-26	3.821	0.006
Nov-26	4.060	0.005
Dec-26	4.457	-0.001
Jan-27	4.760	-0.005
1 YR STRIP	3.653	0.031
2025	3.653	0.012

IN THE NEWS

US Natural Gas Prices Jump on Cold Snap Forecast

Natural gas and heating oil prices in the United States started the year with a spike as temperatures dropped amid a polar vortex that, according to forecasts, could bring the coldest weather in a decade to northern states. Natural gas prices have gone up by 4% since the start of the week, the Financial Times reported today, adding that heating oil prices have added 5%. At the start of the week, natural gas futures briefly topped \$4 per million British thermal units. "The market has been rather complacent as US production was surging and inventories were above normal," Price Futures Group analyst Phil Flynn told the publication. "But at the same time, the market may have to face a winter challenge that it has not seen in a while."... <https://tinyurl.com/5n7r64jn>

European gas prices soar after Russian gas flow stops

The price of the Dutch TTF, the benchmark European natural gas climbed by more than 4% to €51 per megawatt-hour, its highest level since October 2023, before easing a little, on the first trading day after Russian gas stopped flowing to Europe via Ukraine. Freezing temperatures across the north of the region pushed prices up on Thursday morning with a backdrop of losing 5% of the EU's natural gas import as Russian import stopped entering the European Union via Ukraine on 1 January, after decades of operating, due to a transit deal expiring, raising concerns about faster storage withdrawals. ... For more info go to <https://tinyurl.com/y8vt2f9w>

Freeze Could Impact NorthEast Gas Production

AccuWeather expert meteorologists say several Arctic blasts will send waves of bitterly cold air across much of the eastern United States starting this weekend. That's what a media advisory sent to Rigzone by the AccuWeather team this week stated, adding that the "deep freeze could impact natural gas production and operations in the Northeast". "The blasts of cold air are expected to trigger a surge in heating demand, leading to higher energy and utility bills," the advisory warned. In the advisory, AccuWeather Senior Meteorologist Alan Reppert said, "we expect Marcellus Shale natural gas production areas in the Northeast could be impacted by bitterly cold air".... For more info go to <https://tinyurl.com/2tzcz782>

Prompt Natural Gas (NG)
Daily Sentiment

BULLISH



RESISTANCE
3.239 & 3.334
SUPPORT
3.052 & 2.96

NATURAL GAS

Futures	Close
NG	\$3.660
Volume	73,761
Open Int.	150,478

Contact Us



Always on it

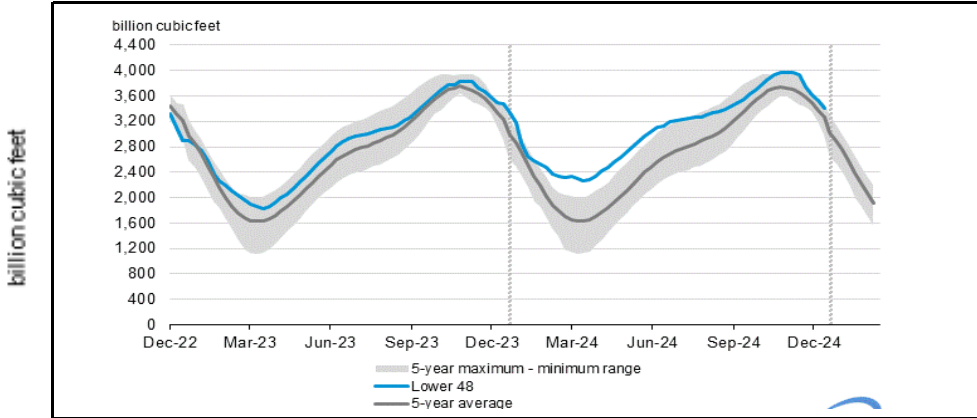
Mansfield Power & Gas
1025 Airport Pkwy
Gainesville, GA 30501
www.mansfield.energy

customercare@mansfieldpowergas.com
Phone: (678) 207 - 3350

NATURAL GAS NEWS



WEEKLY GAS IN UNDERGROUND STORAGE WITH 5-YR RANGE



for week ending December 27, 2024 | Released: January 03, 2025 | Next Release: January 08, 2025

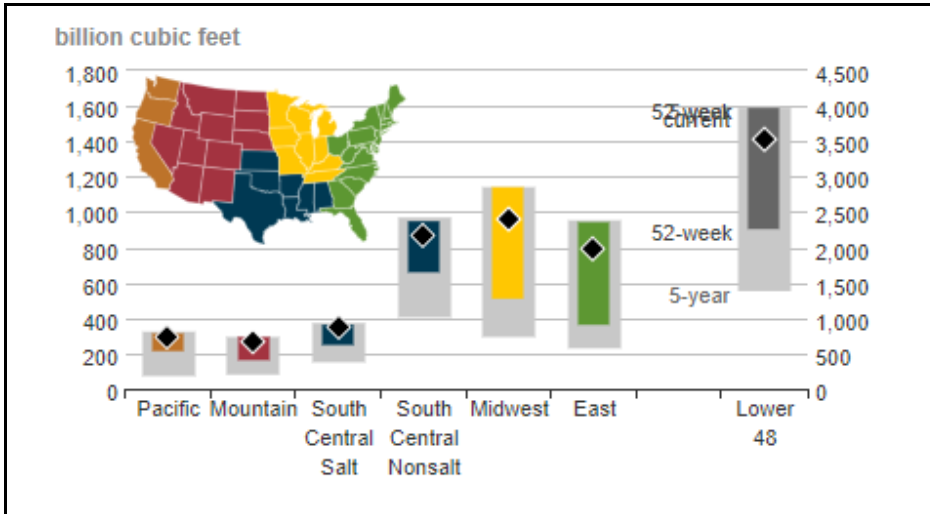
EIA Weekly Storage Actual and Surveys for

December 27, 2024

Released January 03, 2025

Range	-97 to -179
S&P Global	-143
FX Street	-127
Investing.com	-127

UNDERGROUND WORKING NAT GAS STORAGE AS OF 12/20/2024



Total Working Gas In Storage

3413 BCF

-116 BCF (LAST WEEK)

-67 BCF (LAST YEAR)

154 BCF (5-YEAR AVG)

U.S. Natural Gas Supply

Gas Week -

Average Daily Values (BCF/D):

Last Year (BCF/d)

Dry Production - 105.3

Total Supply - 110.6

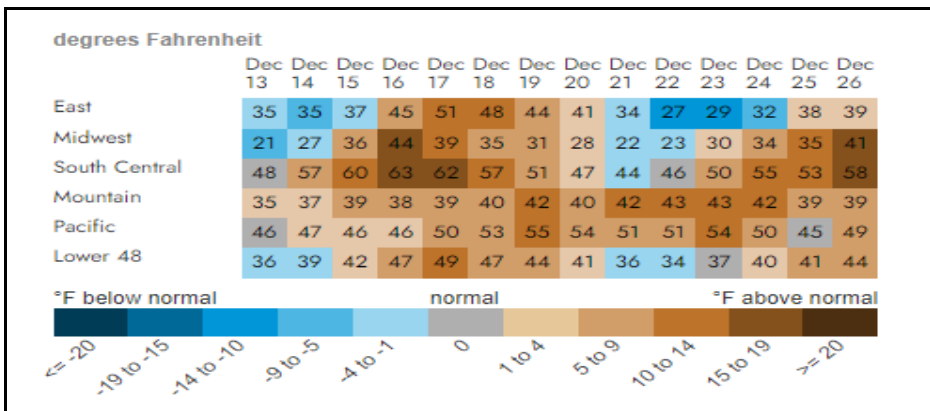
Last Week (BCF/d)

Dry Production - 103.8

Total Supply - 110.5

[Next Report: January 10]

REGIONAL AVG TEMPERATURES AND DEPARTURE FROM NORMAL



U.S. Natural Gas Demand

Gas Week -

Average Daily Values (BCF/D):

Last Year (BCF/d)

Power - 33.7

Total Demand - 122.8

Last Week (BCF/d)

Power - 35.5

Total Demand - 128.7

[Next Report: January 10]

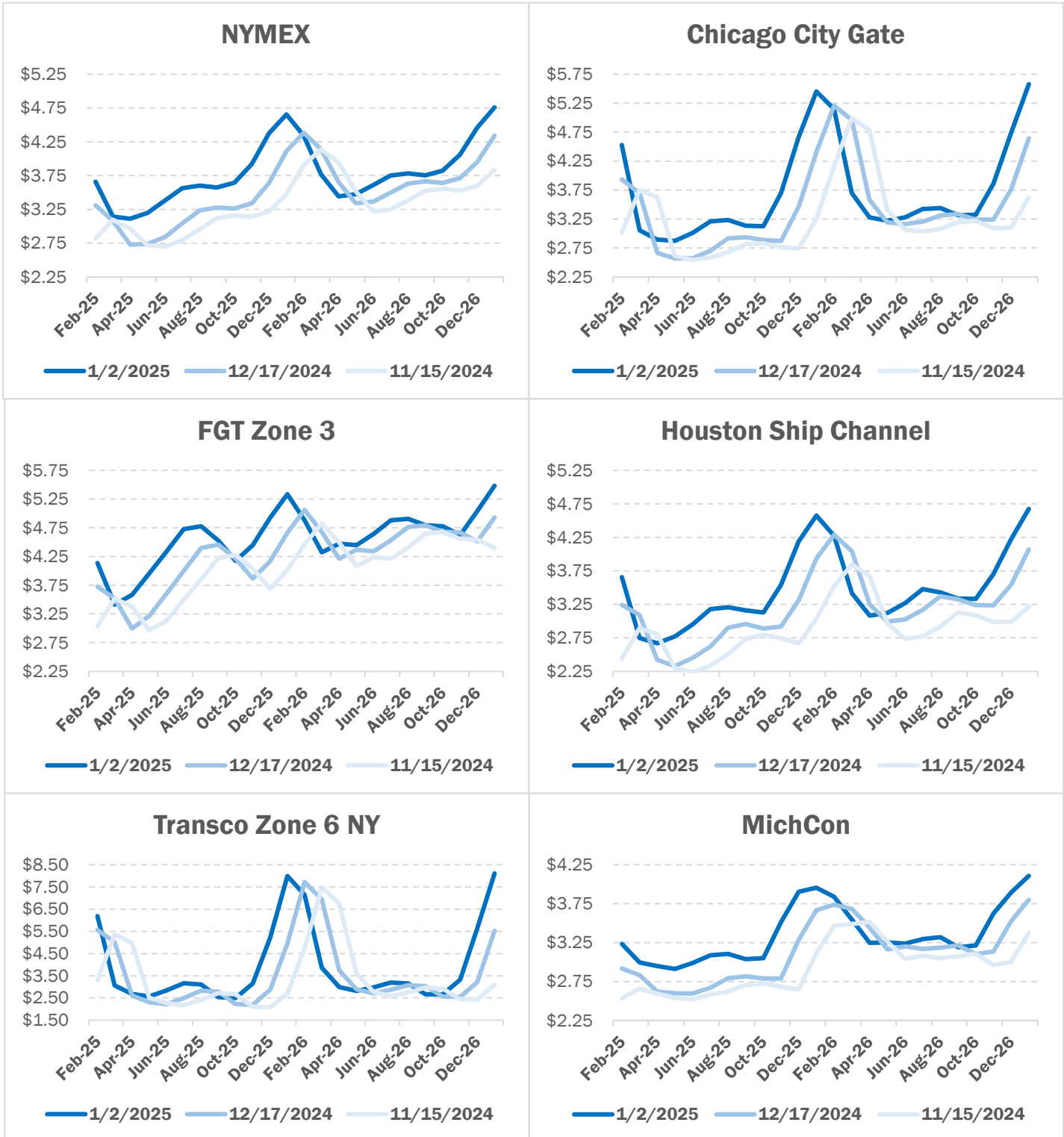
MANSFIELD EIA PREDICTION

-133

NATURAL GAS NEWS



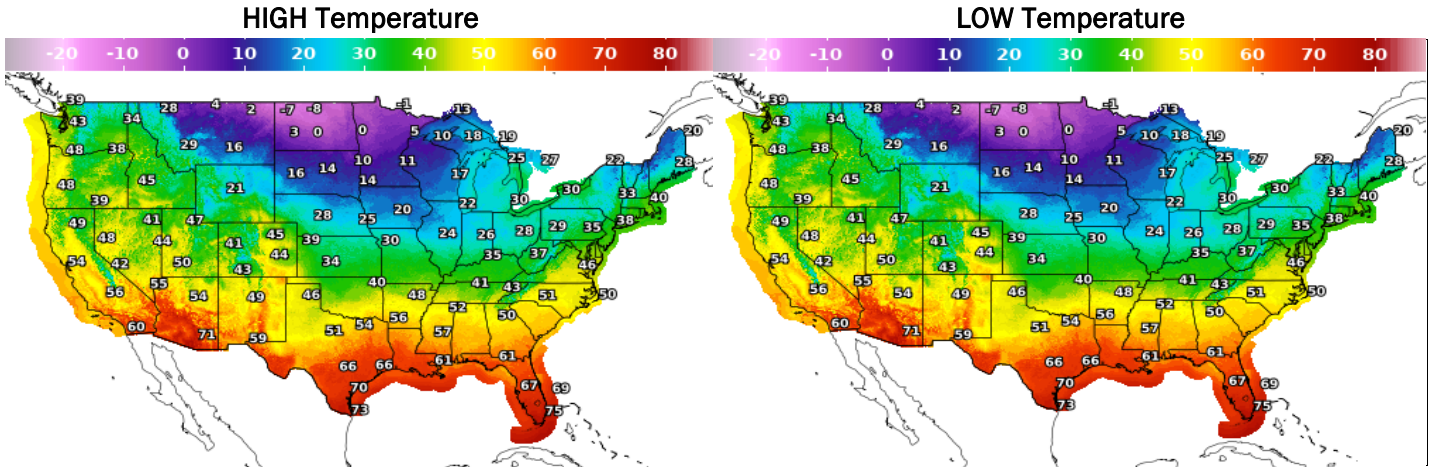
NATURAL GAS BASIS FUTURES



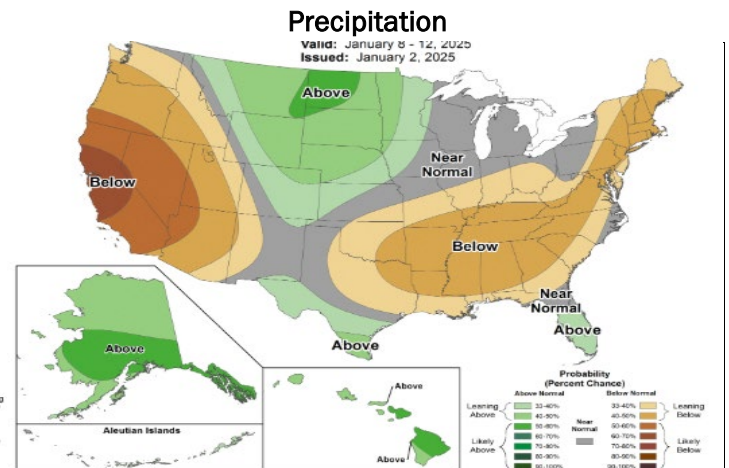
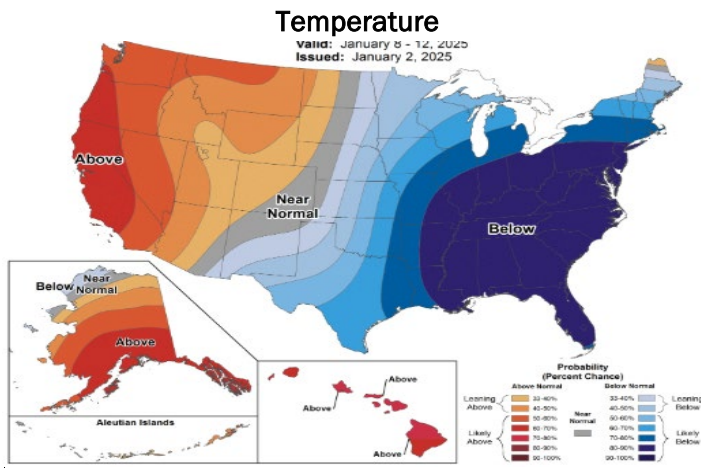
NATURAL GAS NEWS



WEATHER - HIGH / LOW TEMPERATURE - TOMORROW



WEATHER - 6 - 10 DAY OUTLOOK - NOAA



WEATHER - 8 - 14 DAY OUTLOOK - NOAA

