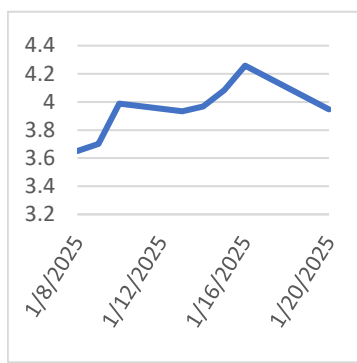


Tuesday, January 21, 2025

**Last Week's Prompt
NYMEX**



NYMEX NG Futures

| Month | Close | Change |
|------------|-------|--------|
| Feb-25 | 3.948 | -0.310 |
| Mar-25 | 3.479 | -0.260 |
| Apr-25 | 3.460 | -0.221 |
| May-25 | 3.551 | -0.199 |
| Jun-25 | 3.735 | -0.191 |
| Jul-25 | 3.893 | -0.180 |
| Aug-25 | 3.923 | -0.174 |
| Sep-25 | 3.891 | -0.171 |
| Oct-25 | 3.947 | -0.167 |
| Nov-25 | 4.163 | -0.155 |
| Dec-25 | 4.575 | -0.136 |
| Jan-26 | 4.813 | -0.139 |
| Feb-26 | 4.496 | -0.120 |
| Mar-26 | 3.927 | -0.105 |
| Apr-26 | 3.556 | -0.082 |
| May-26 | 3.575 | -0.082 |
| Jun-26 | 3.705 | -0.082 |
| Jul-26 | 3.827 | -0.080 |
| Aug-26 | 3.858 | -0.074 |
| Sep-26 | 3.824 | -0.074 |
| Oct-26 | 3.882 | -0.072 |
| Nov-26 | 4.089 | -0.067 |
| Dec-26 | 4.491 | -0.057 |
| Jan-27 | 4.751 | -0.054 |
| 1 YR STRIP | 3.948 | -0.192 |
| 2025 | 3.870 | -0.124 |

IN THE NEWS

Mansfield Market Assessment

Peak cold from winter storm Enzo has taken full effect and is expected to last for a few more days. The weather models indicate a warmup starting in 11-15 days for most of the continental United States. Currently we are seeing around 5 Bcf of shut-ins primarily in the Permian Basin and Rockies. February Henry Hub Futures are down .13 cents to \$3.815 today. Additionally, the Freeport LNG facility has tripped intra-day and has lost around 2 Bcf of LNG. That gas will likely go back into the market to either meet load or head to storage. Look for continued volatility as the market is trying to digest what February's weather will bring....

Bearish Forecast as Futures Slide Despite Arctic Blast

Natural gas futures extended their losses on Tuesday, breaking below critical support levels after a gap lower from Friday's close. The market's inability to hold key technical levels highlights a bearish momentum shift, while forecasts for milder weather and a unique futures trading perspective among professionals further dampen near-term sentiment. Futures have breached two pivotal 50% support levels at \$3.850 and \$4.043, positioning the market for further declines. A potential test of the January 3 low at \$3.330 looms as the next downside target. A recovery above \$3.850 would signal the first signs of strength, with a move through \$4.053 reinforcing a bullish shift. ... For more info go to <https://tinyurl.com/mtfspevs>

Department of Energy reverses Biden LNG pause

The U.S. Department of Energy (DOE), effective 21 January 2025, is ending the LNG pause and returning to regular order following direction given by President Donald J. Trump to 'unleash American energy dominance'. The Office of Fossil Energy and Carbon Management (FECM) is directed to resume consideration of pending applications to export American LNG to countries without a free trade agreement (FTA) with the US in accordance with the Natural Gas Act. Proper consideration of LNG export applications is required by law and shall proceed accordingly.... For more info go to <https://tinyurl.com/y4v37d5u>

**Prompt Natural Gas (NG)
Daily Sentiment**

BULLISH



RESISTANCE

\$ 3.647 & 3.815

SUPPORT

\$ 3.382 & 3.285

NATURAL GAS

| Futures | Close |
|-----------|---------|
| NG | \$3.948 |
| Volume | 94,255 |
| Open Int. | 82,245 |

Contact Us



Always on it

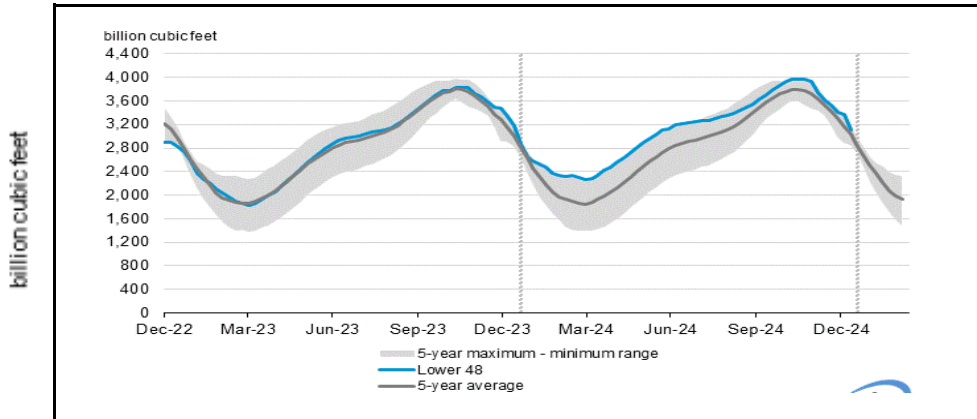
Mansfield Power & Gas
1025 Airport Pkwy
Gainesville, GA 30501
www.mansfield.energy

customer@mansfieldpowergas.com
Phone: (678) 207 - 3350

NATURAL GAS NEWS



WEEKLY GAS IN UNDERGROUND STORAGE WITH 5-YR RANGE



for week ending January 10, 2025 | Released: January 16, 2025 | Next Release: January 23, 2025

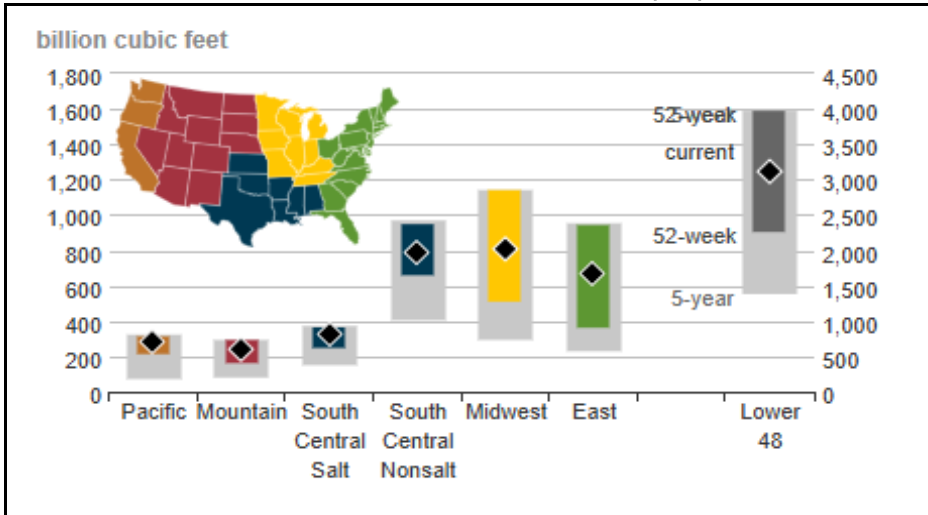
EIA Weekly Storage Actual and Surveys for

January 10, 2025

Released January 16, 2025

| | |
|---------------|--------------|
| Range | -200 to -290 |
| S&P Global | -251 |
| FX Street | -260 |
| Investing.com | -260 |

UNDERGROUND WORKING NAT GAS STORAGE AS OF 01/10/2025



Total Working Gas In Storage

3115 BCF

-258 BCF (LAST WEEK)

-111 BCF (LAST YEAR)

77 BCF (5-YEAR AVG)

U.S. Natural Gas Supply

Gas Week -

Average Daily Values (BCF/D):

Last Year (BCF/d)

Dry Production - 99.9

Total Supply - 107.2

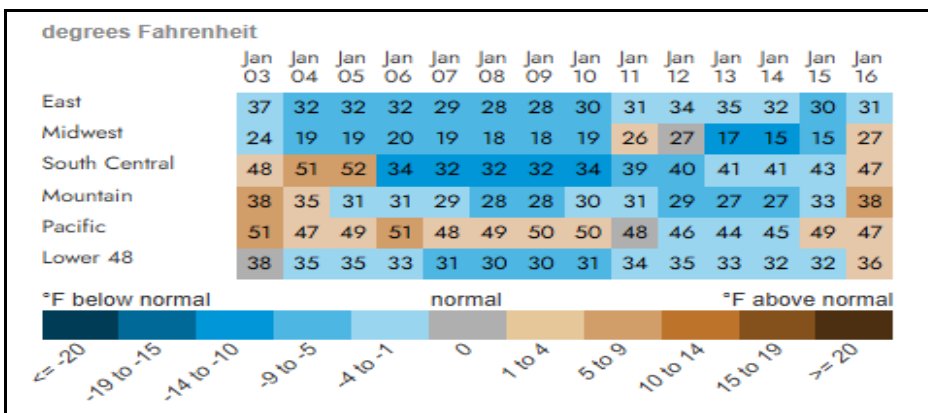
Last Week (BCF/d)

Dry Production - 103.4

Total Supply - 111.4

[Next Report: January 23]

REGIONAL AVG TEMPERATURES AND DEPARTURE FROM NORMAL



U.S. Natural Gas Demand

Gas Week -

Average Daily Values (BCF/D):

Last Year (BCF/d)

Power - 37.6

Total Demand - 143.6

Last Week (BCF/d)

Power - 36.6

Total Demand - 145.5

[Next Report: January 23]

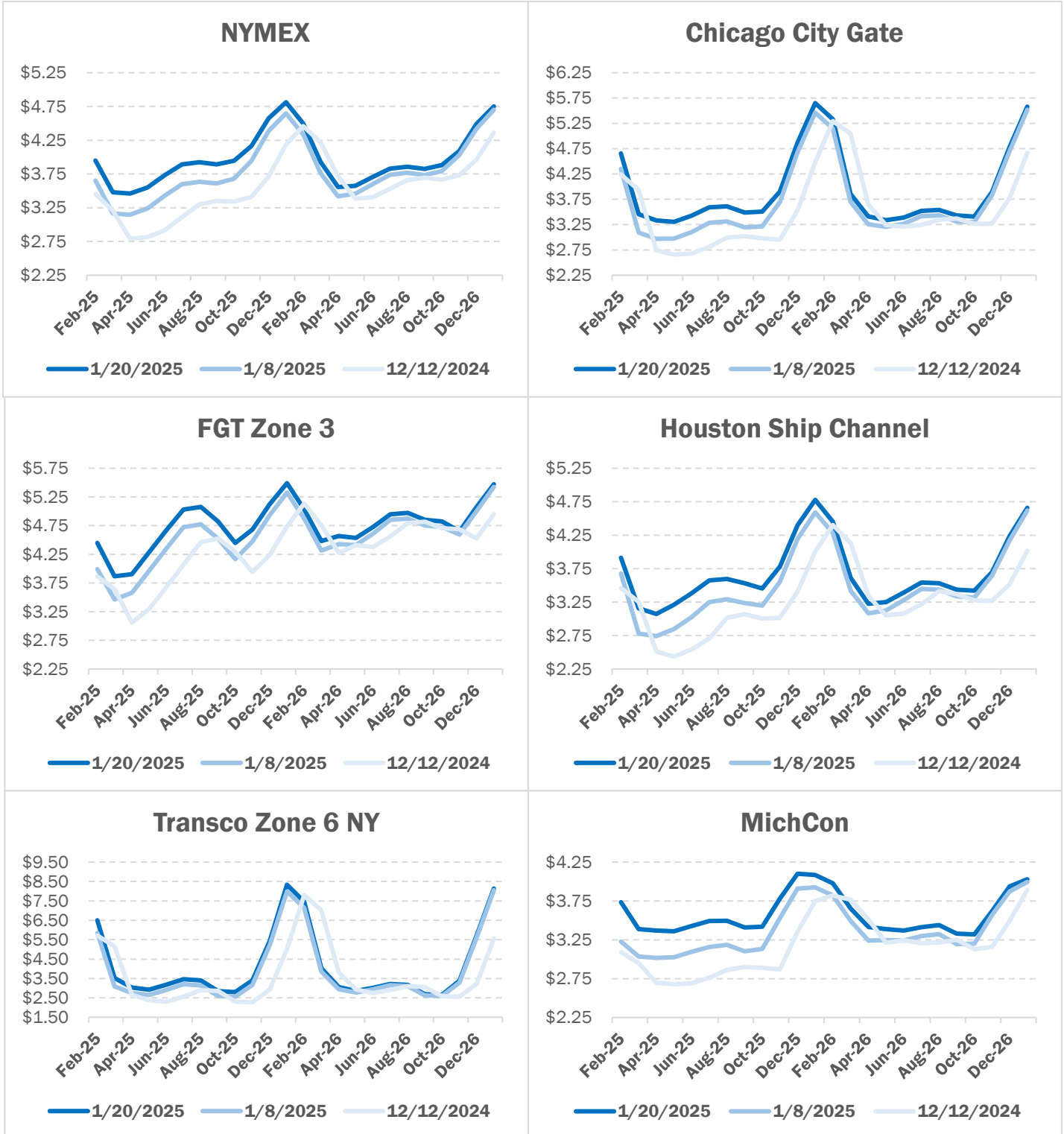
MANSFIELD EIA PREDICTION

-259

NATURAL GAS NEWS



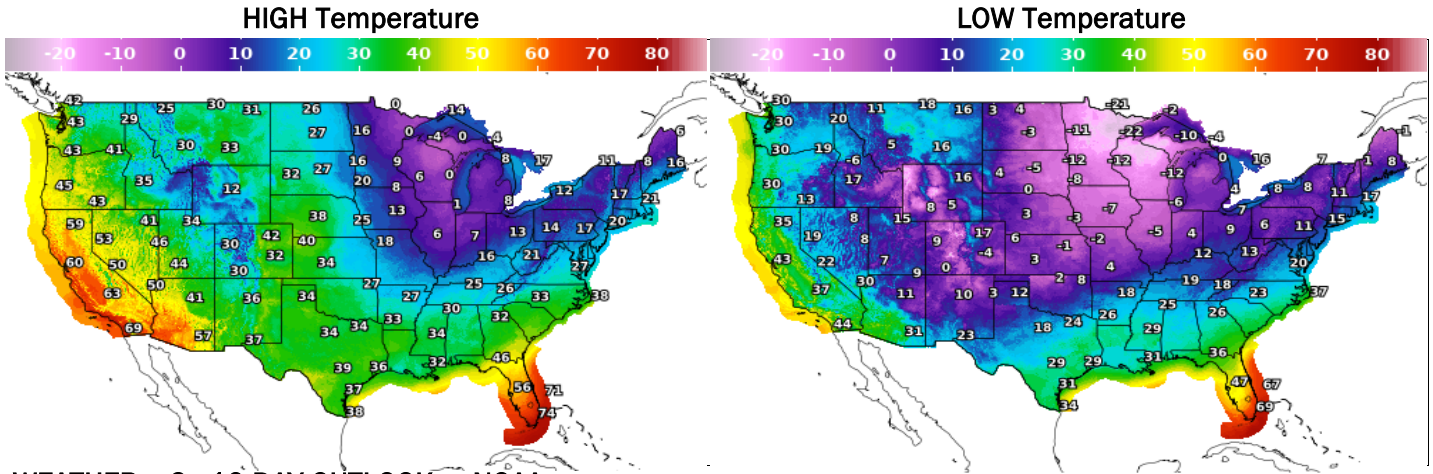
NATURAL GAS BASIS FUTURES



NATURAL GAS NEWS



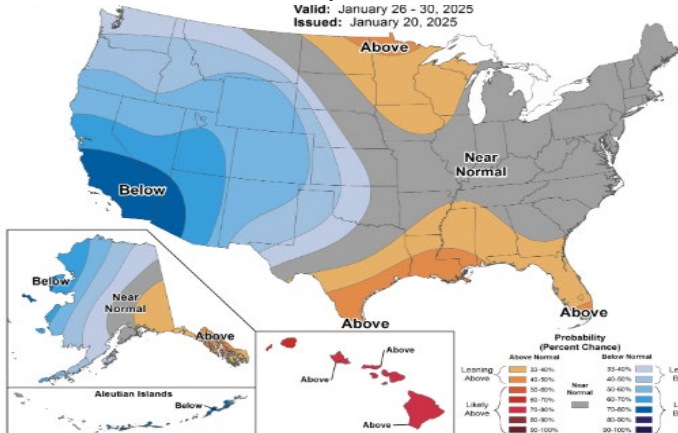
WEATHER - HIGH / LOW TEMPERATURE - TOMORROW



WEATHER - 6 - 10 DAY OUTLOOK - NOAA

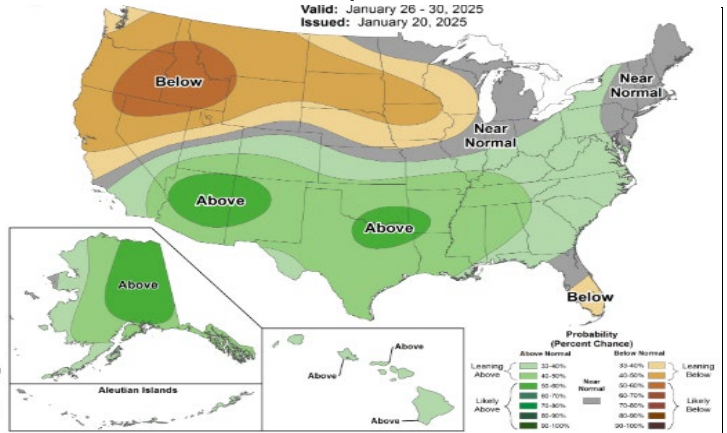
Temperature

Valid: January 26 - 30, 2025
Issued: January 20, 2025



Precipitation

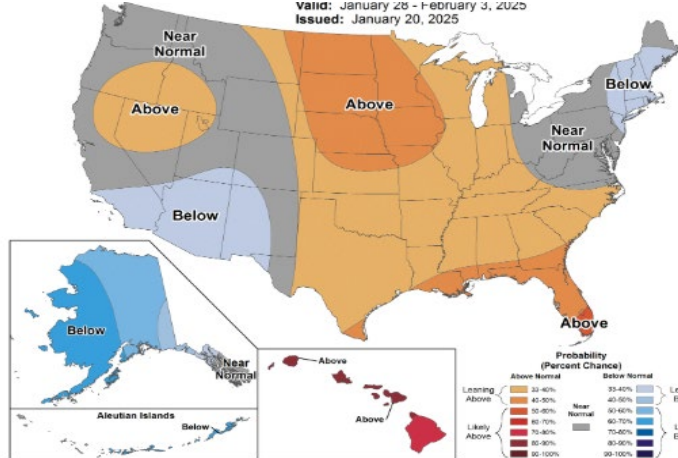
Valid: January 26 - 30, 2025
Issued: January 20, 2025



WEATHER - 8 - 14 DAY OUTLOOK - NOAA

Temperature

Valid: January 26 - February 3, 2025
Issued: January 20, 2025



Precipitation

Valid: January 26 - February 3, 2025
Issued: January 20, 2025

