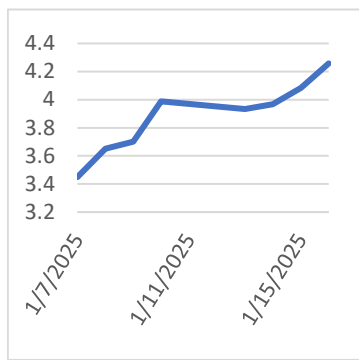


Friday, January 17, 2025

**Last Week's Prompt
NYMEX**



NYMEX NG Futures

Month	Close	Change
Feb-25	4.258	0.175
Mar-25	3.739	0.174
Apr-25	3.681	0.182
May-25	3.750	0.187
Jun-25	3.926	0.185
Jul-25	4.073	0.174
Aug-25	4.097	0.178
Sep-25	4.062	0.175
Oct-25	4.114	0.170
Nov-25	4.318	0.162
Dec-25	4.711	0.161
Jan-26	4.952	0.154
Feb-26	4.616	0.132
Mar-26	4.032	0.104
Apr-26	3.638	0.090
May-26	3.657	0.083
Jun-26	3.787	0.081
Jul-26	3.907	0.078
Aug-26	3.932	0.079
Sep-26	3.898	0.078
Oct-26	3.954	0.079
Nov-26	4.156	0.063
Dec-26	4.548	0.066
Jan-27	4.805	0.063
1 YR STRIP	4.140	0.173
2025	4.066	0.131

IN THE NEWS

EIA Natural Gas Storage Draw Of -258 Bcf Exceeds Estimates

On January 16, 2025, EIA released its Weekly Natural Gas Storage Report. The report indicated that working gas in storage declined by -258 Bcf from the previous week, compared to analyst consensus of -255 Bcf. In the previous week, working gas in storage decreased by -40 Bcf. At current levels, stocks are 111 Bcf less than last year and 77 Bcf above the five-year average for this time of the year. Natural gas prices moved away from session highs as traders reacted to the report. The report indicated that cold weather boosted demand, and natural gas storage draw has mostly met analyst estimates. As natural gas prices rallied in recent trading sessions, some traders bet on a larger inventory draw, so they may have been disappointed by the EIA data. ... <https://tinyurl.com/neympdum>

Nat-Gas Prices Rally on Frigid US Temps

February Nymex natural gas (NGG25) on Thursday closed up by +0.175 (+4.29%). Feb nat-gas prices Thursday settled sharply higher and are modestly below Monday's 1-year nearest-futures high. The outlook for colder US weather that will boost heating demand for nat-gas is pushing prices higher. Forecaster Maxar Technologies said Thursday that weather models shifted colder for the northern and western part of the US for Jan 21-25, with near-record low temperatures for the eastern half of the US. Nat-gas prices also found support Thursday on a large draw in weekly supplies after the EIA reported that nat gas inventories for the week ended January 10 fell -258 bcf. ... For more info go to <https://tinyurl.com/2rxnd5jp>

Natural Gas Continues to See Support Below

The natural gas markets gapped higher to kick off the trading week and then just fell from there. At this point, it looks like the market is trying to find buyers underneath the \$4 level, and it has in fact found them, but the question is whether or not the market can continue to go higher, perhaps, looking to the \$4.50 level. Underneath the recent action, we have the \$3.50 level, which was the previous resistance and if we can stay above there, then I think there is more of a buy on the dip type of mentality.... For more info go to <https://tinyurl.com/2p8ebtj6>

**Prompt Natural Gas (NG)
Daily Sentiment**

BULLISH



RESISTANCE

\$ 3.844 & 3.95

SUPPORT

\$ 3.567 & 3.396

NATURAL GAS

Futures	Close
NG	\$4.258
Volume	64,068
Open Int.	92,556

Contact Us



Always on it

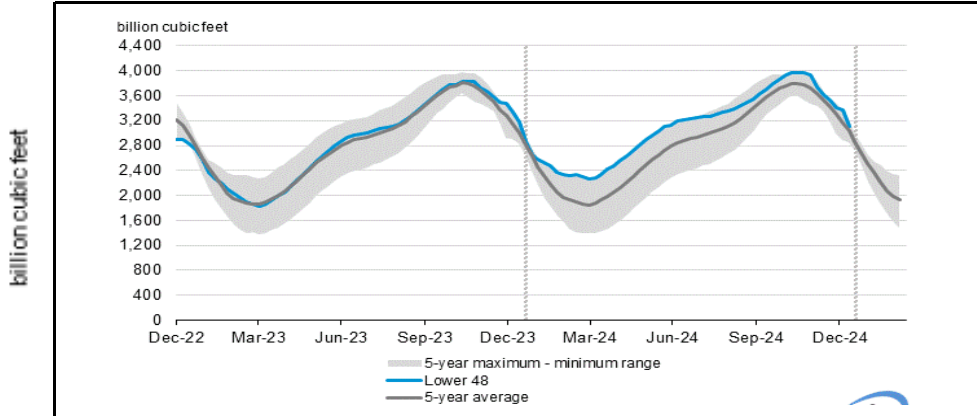
Mansfield Power & Gas
1025 Airport Pkwy
Gainesville, GA 30501
www.mansfield.energy

customer@mansfieldpowergas.com
Phone: (678) 207 - 3350

NATURAL GAS NEWS



WEEKLY GAS IN UNDERGROUND STORAGE WITH 5-YR RANGE



for week ending January 10, 2025 | Released: January 16, 2025 | Next Release: January 23, 2025

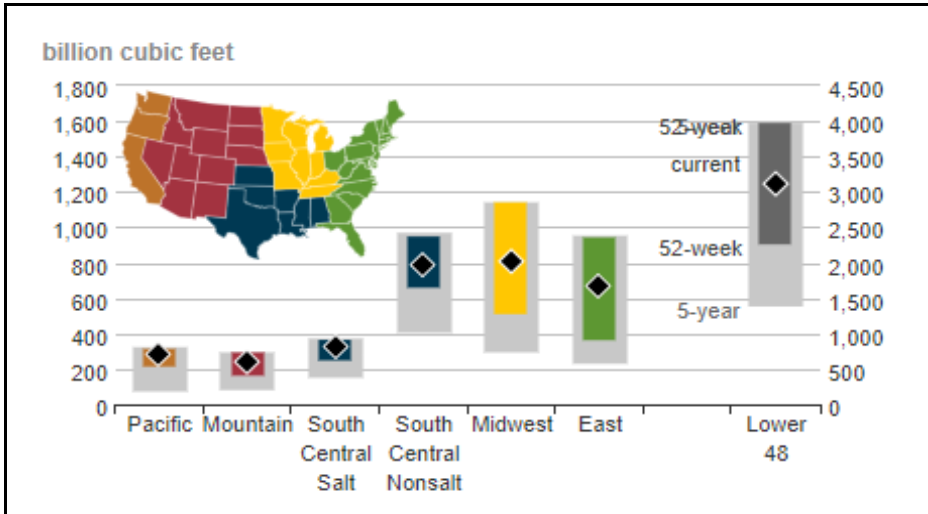
EIA Weekly Storage Actual and Surveys for

January 10, 2025

Released January 16, 2025

Range	-200 to -290
S&P Global	-251
FX Street	-260
Investing.com	-260

UNDERGROUND WORKING NAT GAS STORAGE AS OF 01/10/2025



Total Working Gas In Storage

3115 BCF

-258 BCF (LAST WEEK)

-111 BCF (LAST YEAR)

77 BCF (5-YEAR AVG)

U.S. Natural Gas Supply

Gas Week -

Average Daily Values (BCF/D):

Last Year (BCF/d)

Dry Production - 99.9

Total Supply - 107.2

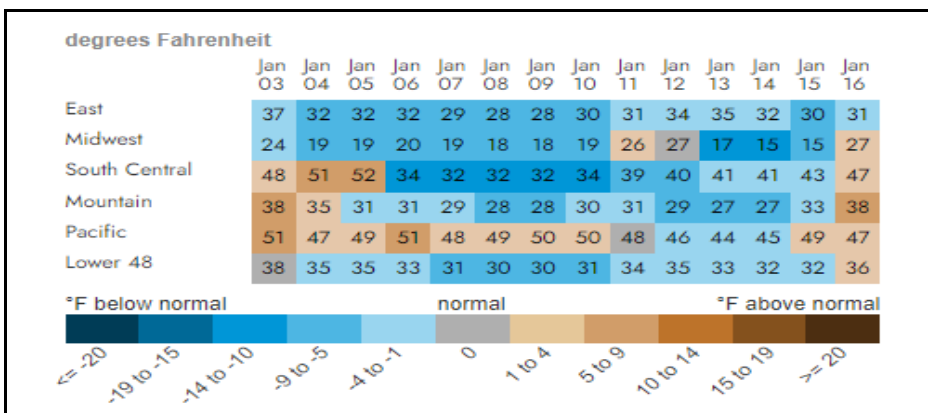
Last Week (BCF/d)

Dry Production - 103.4

Total Supply - 111.4

[Next Report: January 23]

REGIONAL AVG TEMPERATURES AND DEPARTURE FROM NORMAL



U.S. Natural Gas Demand

Gas Week -

Average Daily Values (BCF/D):

Last Year (BCF/d)

Power - 37.6

Total Demand - 143.6

Last Week (BCF/d)

Power - 36.6

Total Demand - 145.5

[Next Report: January 23]

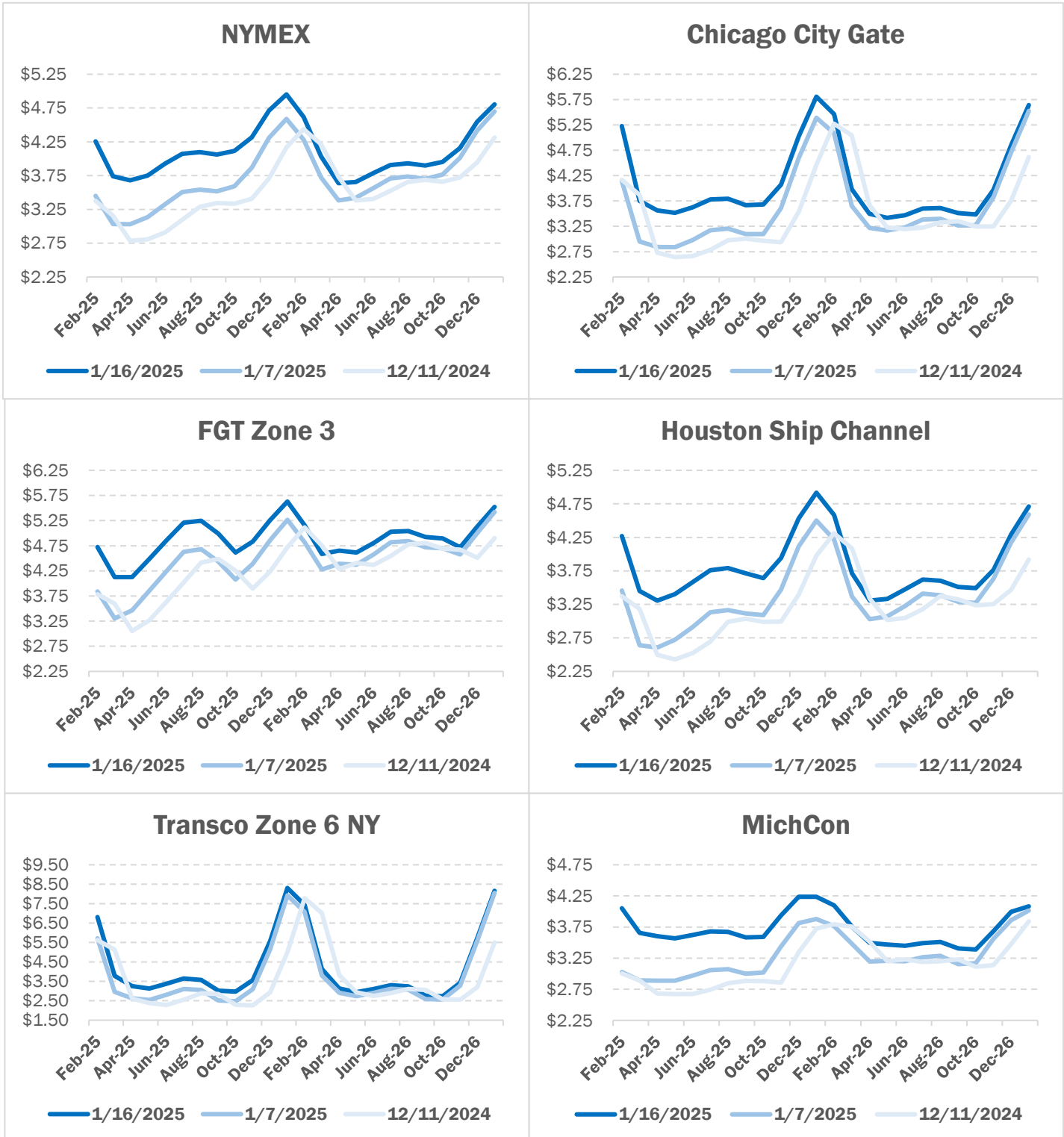
MANSFIELD EIA PREDICTION

-259

NATURAL GAS NEWS



NATURAL GAS BASIS FUTURES



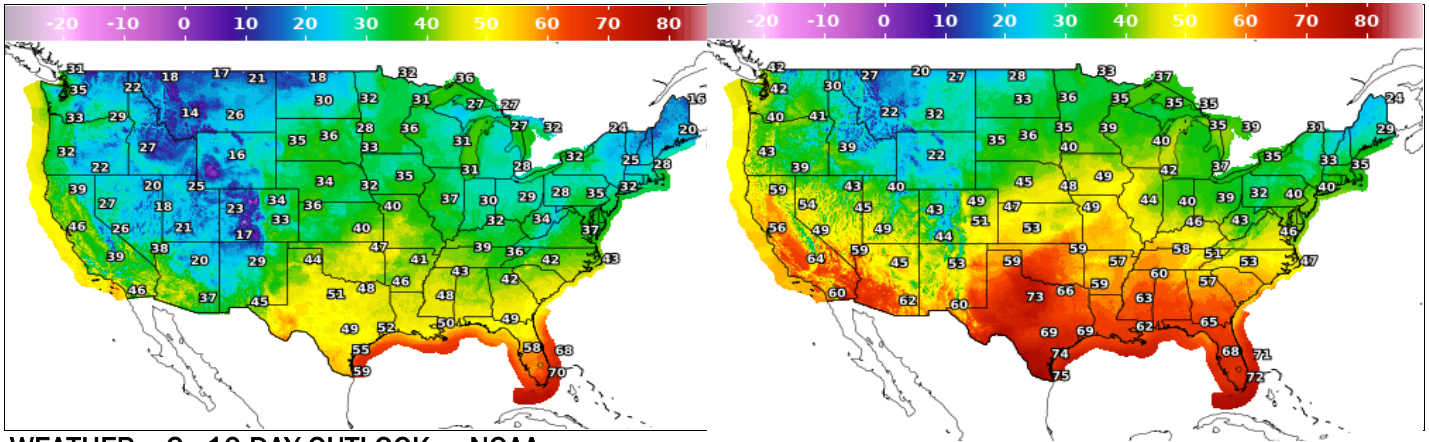
NATURAL GAS NEWS



WEATHER - HIGH / LOW TEMPERATURE - TOMORROW

HIGH Temperature

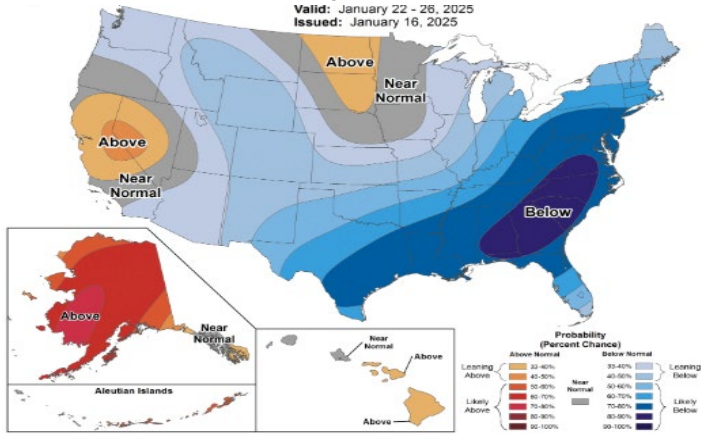
LOW Temperature



WEATHER - 6 - 10 DAY OUTLOOK - NOAA

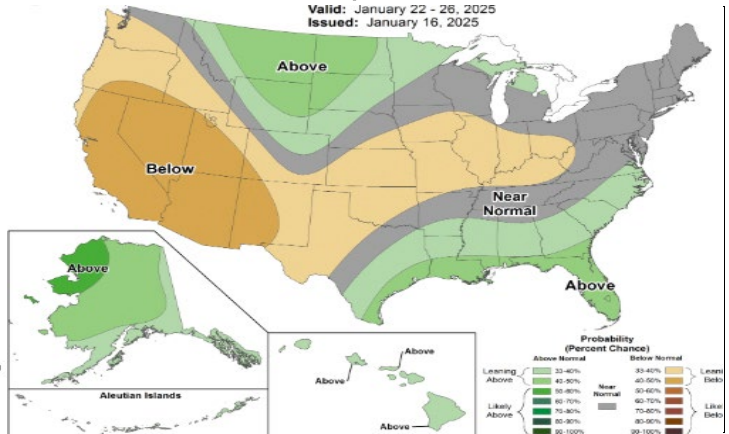
Temperature

Valid: January 22 - 26, 2025
Issued: January 16, 2025



Precipitation

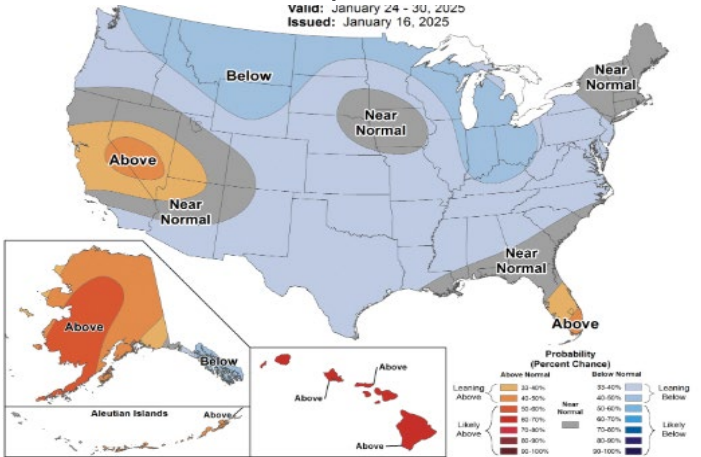
Valid: January 22 - 26, 2025
Issued: January 16, 2025



WEATHER - 8 - 14 DAY OUTLOOK - NOAA

Temperature

Valid: January 24 - 30, 2025
Issued: January 16, 2025



Precipitation

Valid: January 24 - 30, 2025
Issued: January 16, 2025

