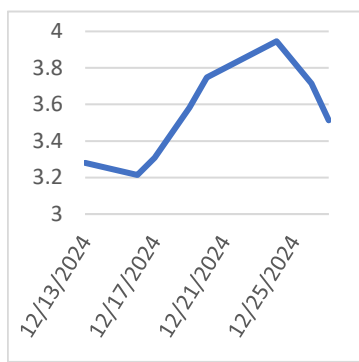


Monday, December 30, 2024

Last Week's Prompt NYMEX



NYMEX NG Futures

Month	Close	Change
Jan-25	3.514	-0.201
Feb-25	3.383	0.064
Mar-25	2.967	0.084
Apr-25	2.967	0.081
May-25	3.064	0.079
Jun-25	3.262	0.075
Jul-25	3.455	0.070
Aug-25	3.492	0.066
Sep-25	3.471	0.065
Oct-25	3.546	0.064
Nov-25	3.830	0.058
Dec-25	4.281	0.051
Jan-26	4.568	0.057
Feb-26	4.287	0.056
Mar-26	3.777	0.054
Apr-26	3.451	0.051
May-26	3.482	0.047
Jun-26	3.614	0.049
Jul-26	3.749	0.047
Aug-26	3.784	0.049
Sep-26	3.757	0.051
Oct-26	3.825	0.053
Nov-26	4.060	0.058
Dec-26	4.439	0.054
1 YR STRIP	3.436	0.046
2025	3.436	0.057

IN THE NEWS

Mansfield Market Assessment

The weather went materially colder over the weekend for most states East of the Mississippi. We are going to see temps in the Northeast pushing to the teens and potentially Zero in Chicago late next week into the weekend. We almost broke thru the 4-dollar level for the February contract overnight and have consolidated around the 3.90 level so far this AM. The main question is exactly how strong and how long does the cold stick around and does it actually get to Texas. Expect a lot of volatility for the foreseeable future....

Nat-Gas Prices Climb on the Outlook for Colder US Weather

February Nymex natural gas (NGG25) on Friday closed up +0.064 (+1.93%). Feb nat-gas prices Friday posted moderate gains on the outlook for colder US weather to boost heating demand for nat-gas. Forecaster Maxar Technologies said Friday that below-normal temperatures will move into the central and eastern US Jan 1-5 and intensify in the following 5 days. Nat-gas prices fell back from their best levels Friday after weekly EIA nat-gas inventories fell -93 bcf last week, a smaller draw than expectations of -100 bcf. Lower-48 state dry gas production Friday was 106.4 bcf/day (+1.2% y/y), according to BNEF. Lower-48 state gas demand Friday was 93 bcf/day (+6.8% y/y), according to BNEF.... For more info go to <https://tinyurl.com/38dpx9hf>

Early January Cold Blast to Spike Prices Higher

U.S. natural gas futures climbed this week, driven by forecasts for colder-than-normal weather across the central and eastern U.S. in early January. This anticipated rise in heating demand helped counterbalance bearish storage data, keeping futures elevated as traders positioned for increased consumption. Last week, Natural Gas Futures settled at \$3.383, up \$0.031 or +0.92%. Forecasters from Maxar Technologies project below-normal temperatures from January 1-5, with a more intense cold snap expected to follow. Market participants are betting on this colder outlook to drive stronger heating demand, reinforcing bullish sentiment throughout the week.... For more info go to <https://tinyurl.com/6m77mhjb>

Prompt Natural Gas (NG) Daily Sentiment

BULLISH



RESISTANCE
3.46 & 3.538
SUPPORT
3.299 & 3.216

NATURAL GAS

Futures	Close
NG	\$3.514
Volume	122,520
Open Int.	178,470

Contact Us



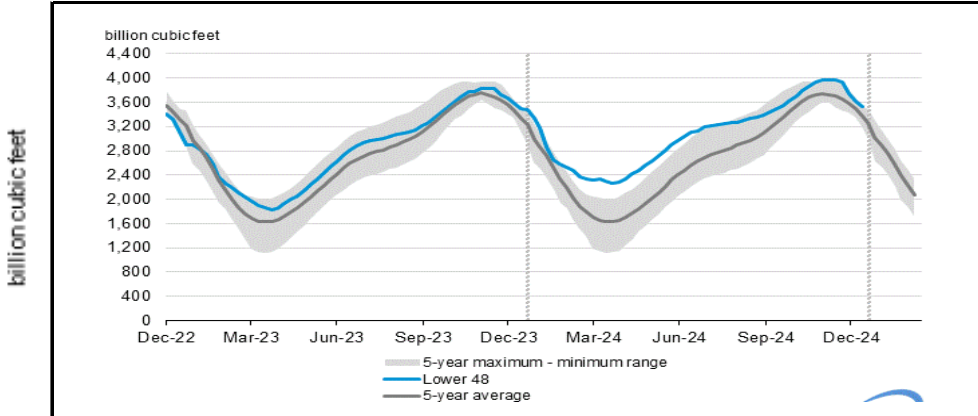
Always on it

Mansfield Power & Gas
1025 Airport Pkwy
Gainesville, GA 30501
www.mansfield.energy

customer@mansfieldpowergas.com
Phone: (678) 207 - 3350

NATURAL GAS NEWS

WEEKLY GAS IN UNDERGROUND STORAGE WITH 5-YR RANGE



for week ending December 20, 2024 | Released: December 27, 2024 | Next Release: January 03, 2025

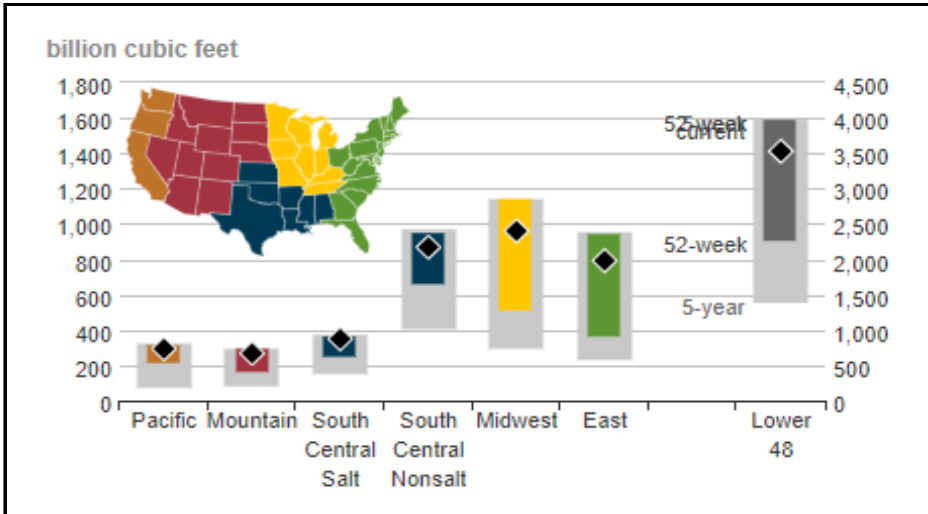
EIA Weekly Storage Actual and Surveys for

December 20, 2024

Released December 27, 2024

Range	-70 to -150
S&P Global	-101
FX Street	-126
Investing.com	-100

UNDERGROUND WORKING NAT GAS STORAGE AS OF 12/20/2024



Total Working Gas In Storage

3529 BCF

-93 BCF (LAST WEEK)

14 BCF (LAST YEAR)

166 BCF (5-YEAR AVG)

U.S. Natural Gas Supply

Gas Week -

Average Daily Values (BCF/D):

Last Year (BCF/d)

Dry Production - 105.3

Total Supply - 110.6

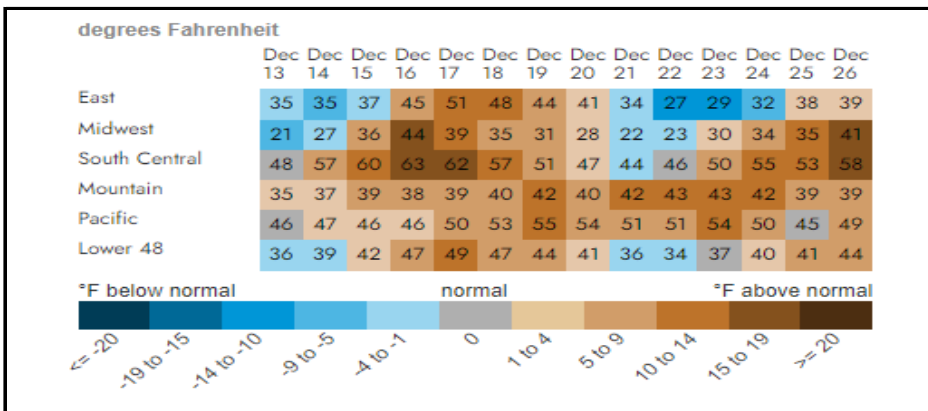
Last Week (BCF/d)

Dry Production - 103.8

Total Supply - 110.5

[Next Report: January 09]

REGIONAL AVG TEMPERATURES AND DEPARTURE FROM NORMAL



U.S. Natural Gas Demand

Gas Week -

Average Daily Values (BCF/D):

Last Year (BCF/d)

Power - 33.7

Total Demand - 122.8

Last Week (BCF/d)

Power - 35.5

Total Demand - 128.7

[Next Report: January 09]

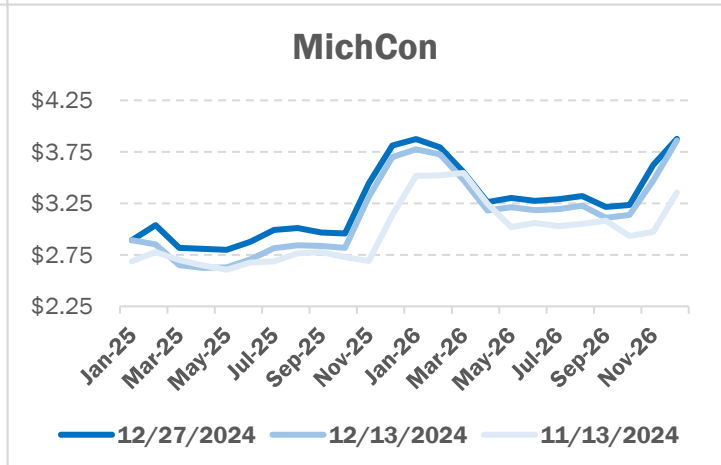
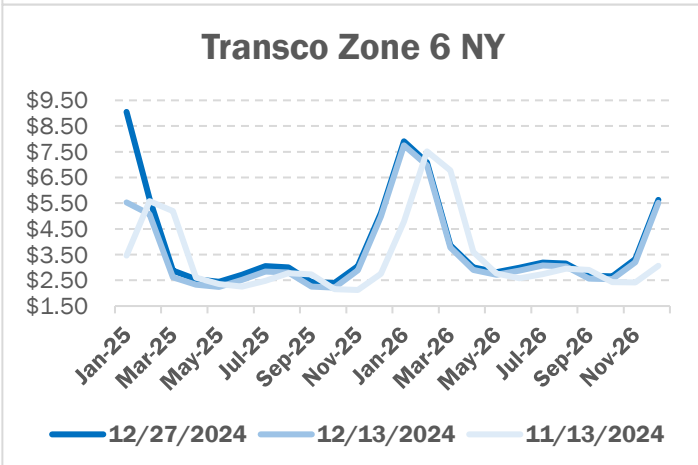
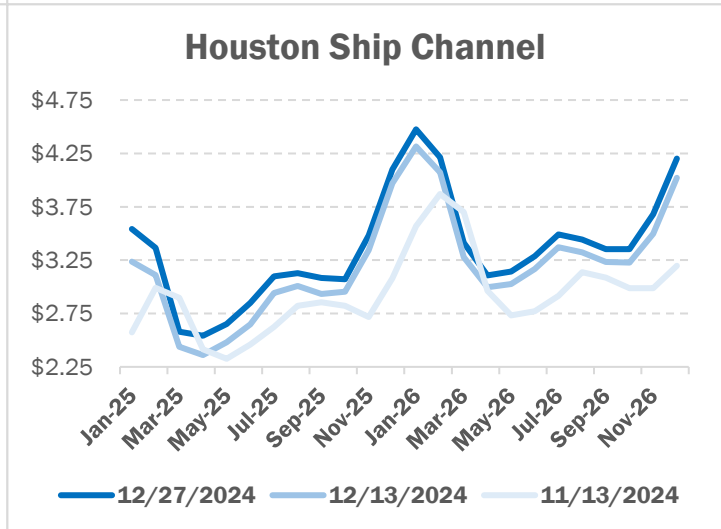
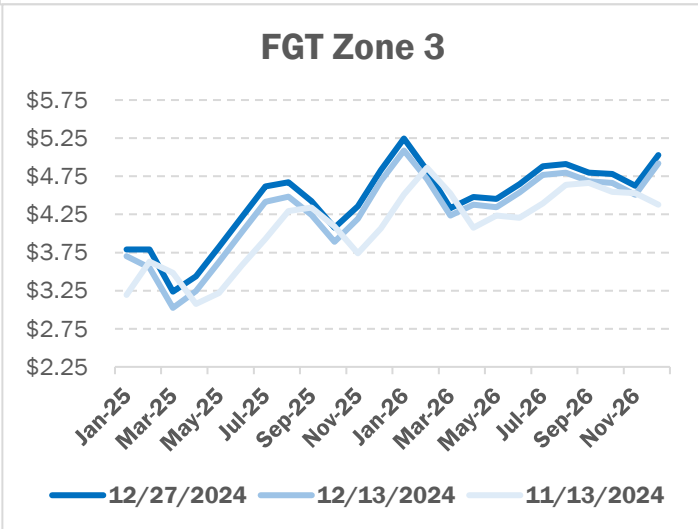
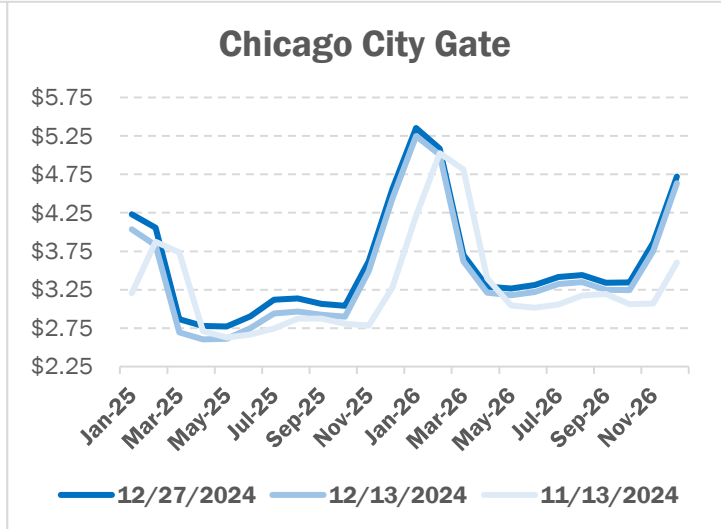
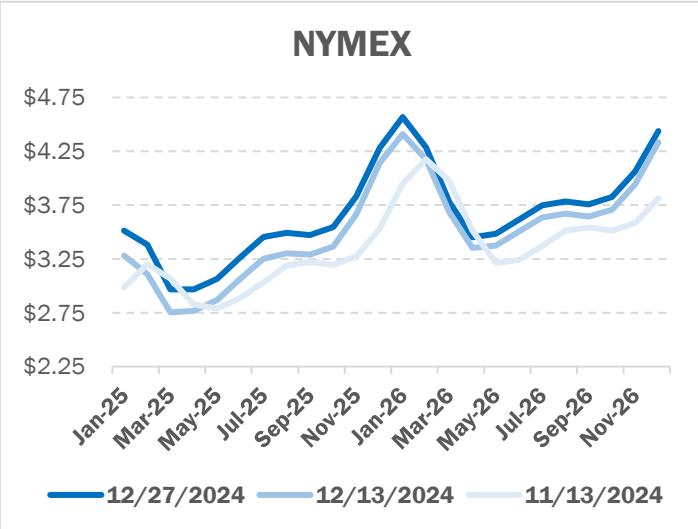
MANSFIELD EIA PREDICTION

-132

NATURAL GAS NEWS



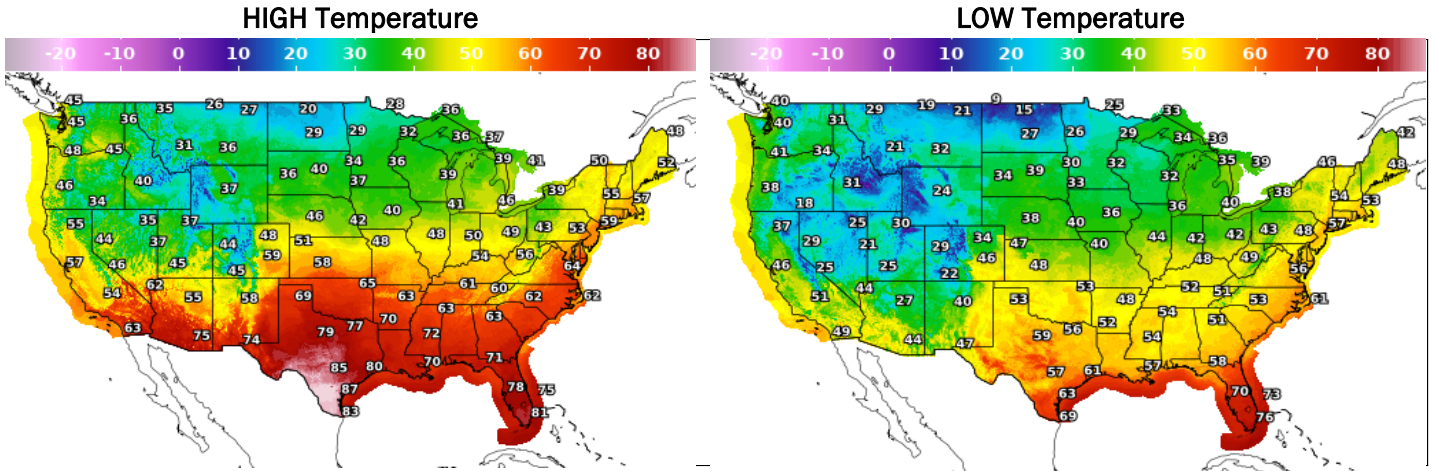
NATURAL GAS BASIS FUTURES



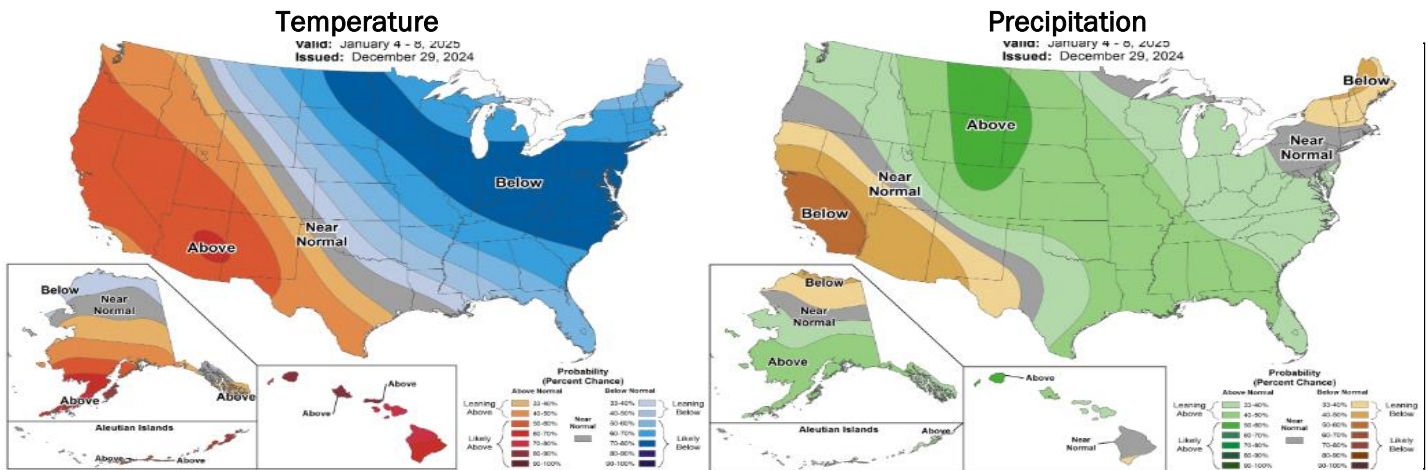
NATURAL GAS NEWS



WEATHER - HIGH / LOW TEMPERATURE - TOMORROW



WEATHER - 6 - 10 DAY OUTLOOK - NOAA



WEATHER - 8 - 14 DAY OUTLOOK - NOAA

