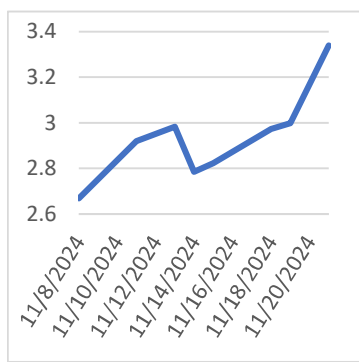


Monday, November 25, 2024

### Last Week's Prompt NYMEX



### NYMEX NG Futures

Month	Close	Change
Dec-24	3.339	0.341
Jan-25	3.482	0.254
Feb-25	3.334	0.243
Mar-25	3.037	0.216
Apr-25	2.975	0.176
May-25	3.059	0.162
Jun-25	3.204	0.151
Jul-25	3.353	0.143
Aug-25	3.385	0.139
Sep-25	3.363	0.141
Oct-25	3.439	0.143
Nov-25	3.680	0.130
Dec-25	4.097	0.125
Jan-26	4.331	0.133
Feb-26	4.125	0.124
Mar-26	3.661	0.107
Apr-26	3.327	0.068
May-26	3.350	0.064
Jun-26	3.479	0.060
Jul-26	3.614	0.055
Aug-26	3.648	0.053
Sep-26	3.616	0.053
Oct-26	3.677	0.051
Nov-26	3.898	0.044
1 YR STRIP	3.304	0.187
2025	3.367	0.122

### IN THE NEWS

#### Mansfield Market Assessment

The weather models went colder over the weekend and in effect consolidated around a warm West Coast and cold Midwest and East thru the 11-15. Looks like the pattern could stick around thru the 16-20 day period. Currently the market is up .28 cents to 3.415 on the news. If we index up here, look for more Production to come online as well as, look for a very large storage draw the first week of Dec; possible 180+. Power burn will remain strong with the cold so demand will be high. As long as the models keep coming in cold during the back half of the runs the market will consolidate around the higher prices....

#### Can Futures Rebound Today with a Decisive Break Above \$3.329?

U.S. natural gas futures recover after sell-off, with bulls eyeing \$3.329 resistance for confirmation of market strength. Weather models forecast well-above-average HDDs for late November, driving higher heating demand across the U.S. this winter.

The 50-day and 200-day moving averages emerge as critical support and resistance levels shaping the near-term price action. Natural gas demand forecast surges as cold fronts hit Midwest and Rockies, bringing lows down to -10°F to 20°F this week. A bearish market move looms if natural gas fails to hold \$3.061, where multiple support zones align with technical indicators. U.S. natural gas futures are edging higher on Monday, attempting to recover from Friday's steep sell-off. Traders suggest the pullback was overdone, with price action hovering near... For more info go to <https://tinyurl.com/mthcc8ee>

#### Trump prepares energy plan to boost gas exports, oil drilling,

Nov 25 (Reuters) - Donald Trump's transition team is putting together a wide-ranging energy package to roll out within days of his taking office that would approve export permits for new liquefied natural gas (LNG) projects and increase oil drilling off the U.S. coast and on federal lands, according to two sources familiar with the plans. The energy checklist largely reflects promises Trump made on the campaign trail, but the plan to roll out the list as early as day one ensures that oil and gas production will rank alongside immigration as a pillar of Trump's early agenda. Trump, a Republican, also plans to repeal some of his Democratic predecessor's key climate legislation and regulations, such as tax credits for electric vehicles and new clean power plant standards that aim to phase out... For more info go to <https://tinyurl.com/2p9meemz>

### Prompt Natural Gas (NG) Daily Sentiment

**BULLISH**



RESISTANCE  
3.534 & 3.782  
SUPPORT  
3.144 & 3.002

### NATURAL GAS

Futures	Close
NG	\$3.339
Volume	20,187
Open Int.	24,179

### Contact Us



Always on it

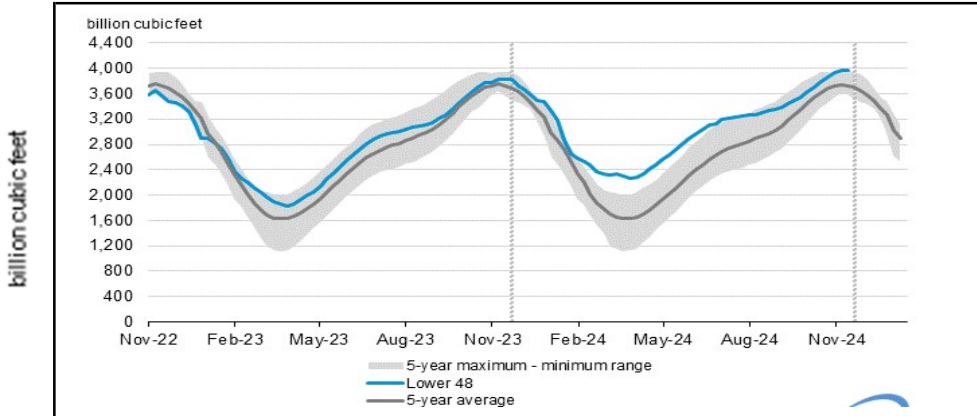
**Mansfield Power & Gas**  
1025 Airport Pkwy  
Gainesville, GA 30501  
[www.mansfield.energy](http://www.mansfield.energy)

customer@mansfieldpowergas.com  
Phone: (678) 207 - 3350

# NATURAL GAS NEWS



## WEEKLY GAS IN UNDERGROUND STORAGE WITH 5-YR RANGE



for week ending November 15, 2024 | Released: November 21, 2024 | Next Release: November 27, 2024

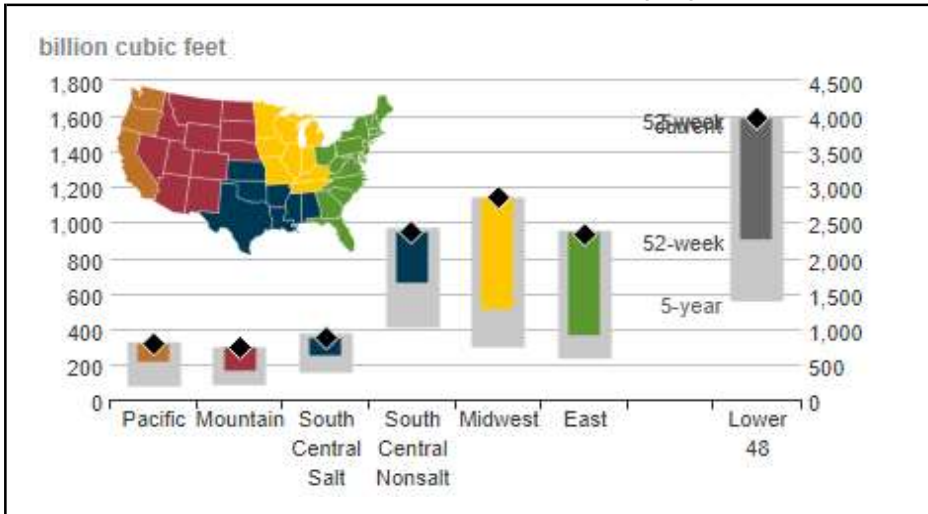
### EIA Weekly Storage Actual and Surveys for

November 15, 2024

Released November 21, 2024

Range	-10 to 30
S&P Global	5
FX Street	2
Investing.com	2

## UNDERGROUND WORKING NAT GAS STORAGE AS OF 11/15/2024



### Total Working Gas In Storage

**3969 BCF**

-3 BCF (LAST WEEK)

141 BCF (LAST YEAR)

239 BCF (5-YEAR AVG)

### U.S. Natural Gas Supply

#### Gas Week -

Average Daily Values (BCF/D):

Last Year (BCF/d)

Dry Production - 104.7

Total Supply - 109.7

Last Week (BCF/d)

Dry Production - 101.0

Total Supply - 107.6

[Next Report: December 05]

### U.S. Natural Gas Demand

#### Gas Week -

Average Daily Values (BCF/D):

Last Year (BCF/d)

Power - 31.3

Total Demand - 107.0

Last Week (BCF/d)

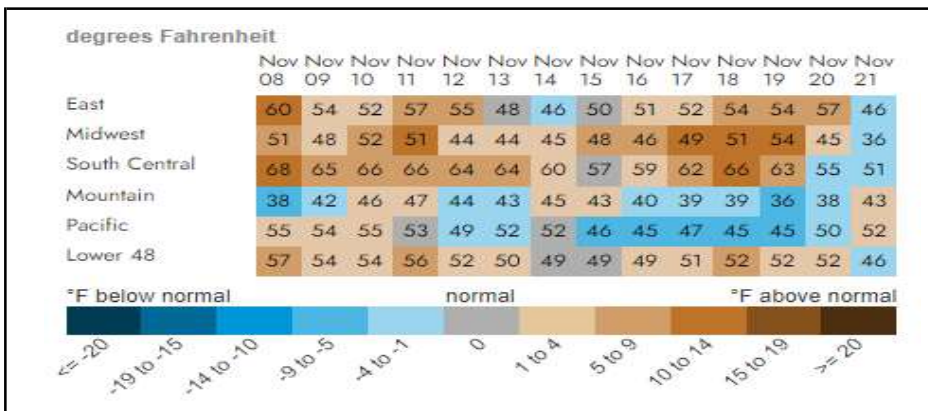
Power - 34.2

Total Demand - 107.3

[Next Report: December 05]

MANSFIELD EIA PREDICTION

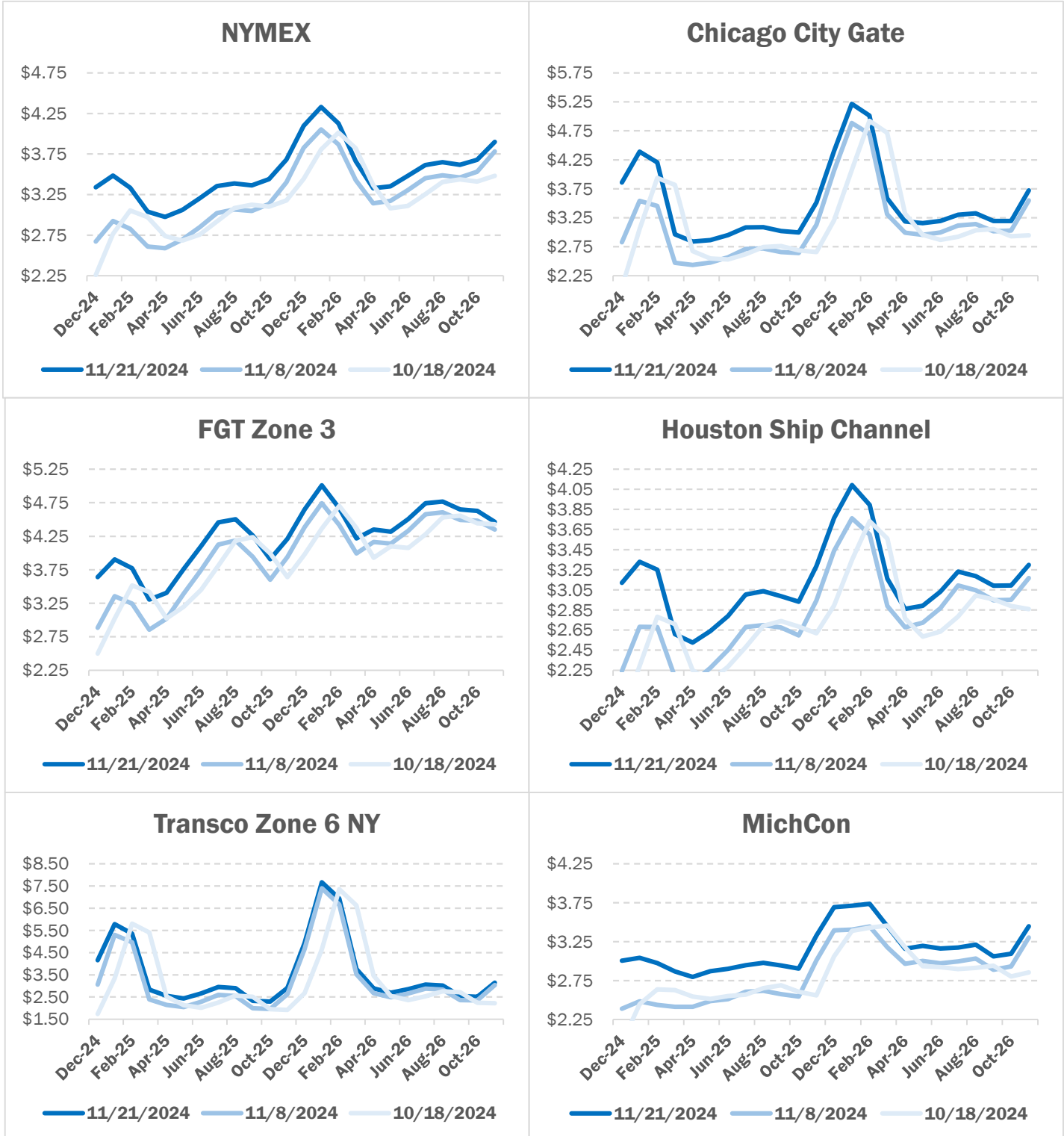
## REGIONAL AVG TEMPERATURES AND DEPARTURE FROM NORMAL



# NATURAL GAS NEWS



## NATURAL GAS BASIS FUTURES

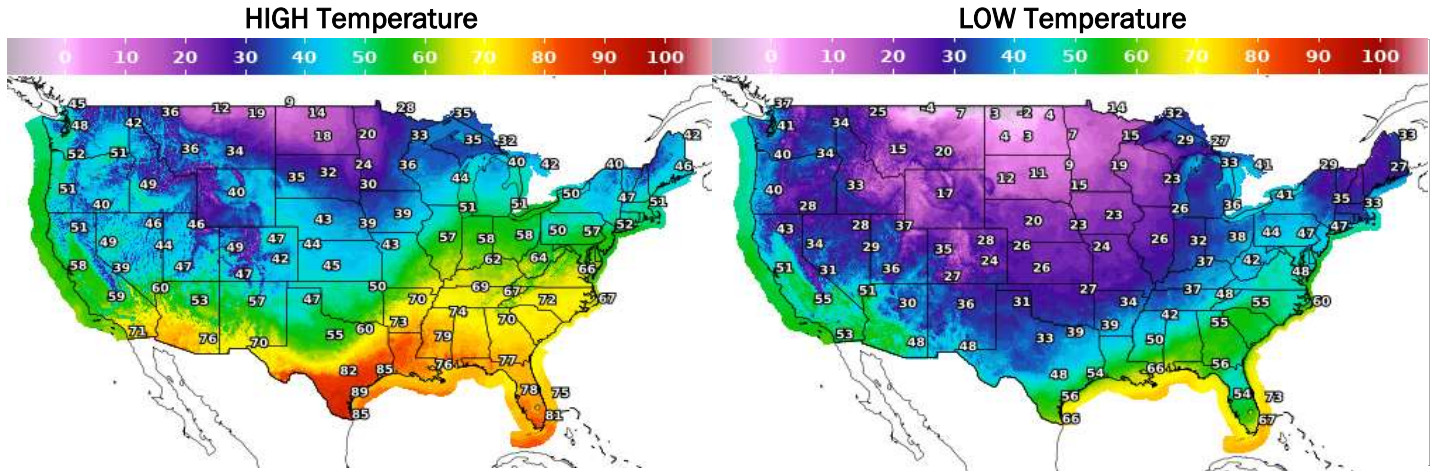




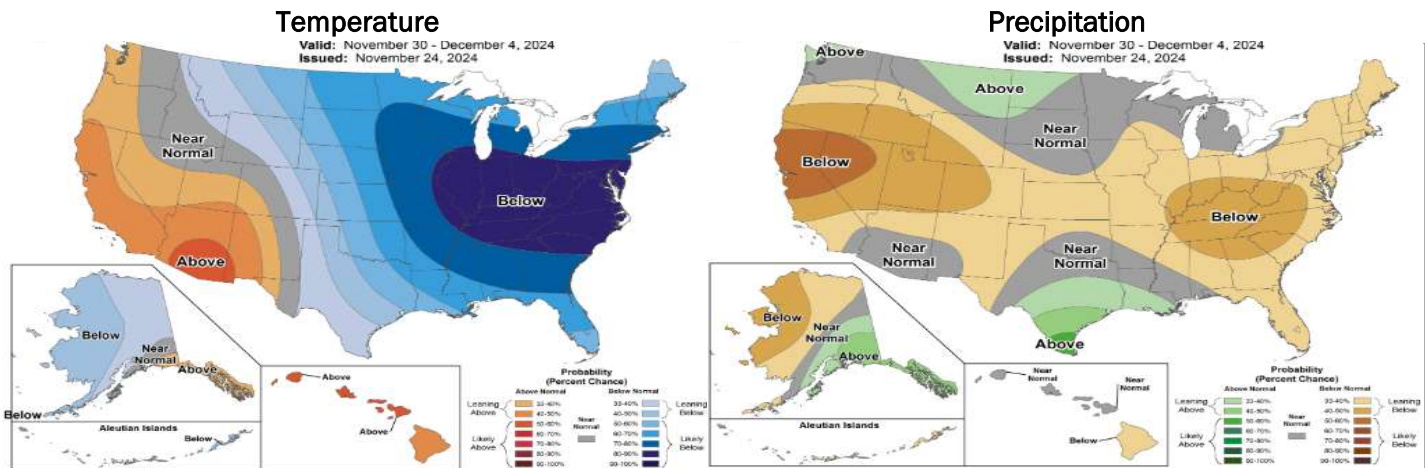
# NATURAL GAS NEWS



## WEATHER - HIGH / LOW TEMPERATURE - TOMORROW



## WEATHER - 6 - 10 DAY OUTLOOK - NOAA



## WEATHER - 8 - 14 DAY OUTLOOK - NOAA

