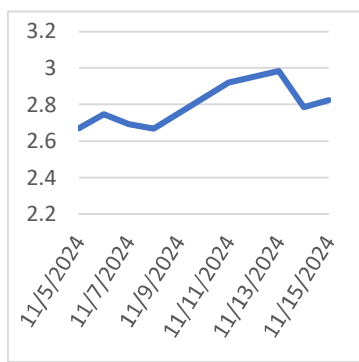


Monday, November 18, 2024

Last Week's Prompt NYMEX



NYMEX NG Futures

Month	Close	Change
Dec-24	2.823	0.038
Jan-25	3.096	0.042
Feb-25	2.966	0.031
Mar-25	2.718	0.011
Apr-25	2.699	0.015
May-25	2.797	0.014
Jun-25	2.956	0.014
Jul-25	3.122	0.014
Aug-25	3.162	0.018
Sep-25	3.140	0.021
Oct-25	3.220	0.018
Nov-25	3.478	0.010
Dec-25	3.902	0.005
Jan-26	4.140	0.010
Feb-26	3.945	0.008
Mar-26	3.518	0.022
Apr-26	3.221	0.024
May-26	3.248	0.021
Jun-26	3.381	0.021
Jul-26	3.523	0.022
Aug-26	3.558	0.026
Sep-26	3.528	0.028
Oct-26	3.598	0.029
Nov-26	3.834	0.028
1 YR STRIP	3.015	0.021
2025	3.105	0.105

IN THE NEWS

Mansfield Market Assessment

The weather went colder in the 11-15 forecast period bringing more demand to the West Coast, Southeast and Midwest markets. The market responded with an intra-day gain of up .09 cents. This will be the first real cold of the year in multiple markets so look for a nice withdraw coming week of Thanksgiving. We are looking for an injection of 10 Bcf this Thursday which should be the last one of the season. We are indeed pushing 4 Tcf total storage so a 10- year weather normal winter should bring us to around 1.8 Tcf end of March number with is more neutral. Look for power demand to pick up this coming summer with more data centers coming online....

Trump's friendly energy pick seen as 'fantastic' in Middle East

US President-elect Donald Trump's selection of oil industry veteran Chris Wright as energy secretary will likely be welcome in the Middle East where hydrocarbons dominate its economies, with one Saudi government official describing the nomination to S&P Global Commodity Insights on condition of anonymity as "fantastic." However, if US oil production increases under the Trump administration, that could complicate the OPEC+ alliance's desire to raise its own output without causing a sell-off in prices, said Kamil al-Harami, an independent oil analyst and former executive for state-owned Kuwait Petroleum Corp. "Overall, more crude production will lower prices [and] may lead to further weakening of OPEC," Harami said. Wright, whose nomination to head the Department of Energy was widely reported... For more info go to <https://tinyurl.com/eenk3ne2>

Colder Weather and Russia Tensions Propel Futures Towards \$3.044

Thanksgiving cold snap and storms raise heating demand, pushing natural gas prices toward bullish breakout levels. Natural gas futures break \$2.825 as colder U.S. weather fuels demand; traders eye resistance at \$3.044. Colder air and snowfall across the Midwest and Northeast could boost U.S. natural gas consumption significantly. Russia halts gas supplies to Austria, sparking concerns in Europe and adding volatility to global natural gas markets. Analysts warn the rally may be short-covering-driven; traders monitor \$3.044 resistance for sustained bullish momentum. U.S. natural gas futures climbed sharply on Monday, breaking resistance at \$2.825 and turning it into a key support level. Bullish traders are eyeing the next resistance zone at \$3.043-\$3.044, marked by the 50-day moving average ... For more info go to <https://tinyurl.com/b8fu329x>

Prompt Natural Gas (NG) Daily Sentiment

BEARISH



RESISTANCE
3.158 & 3.262
SUPPORT
2.993 & 2.932

NATURAL GAS

Futures	Close
NG	\$2.823
Volume	84,083
Open Int.	115,495

Contact Us



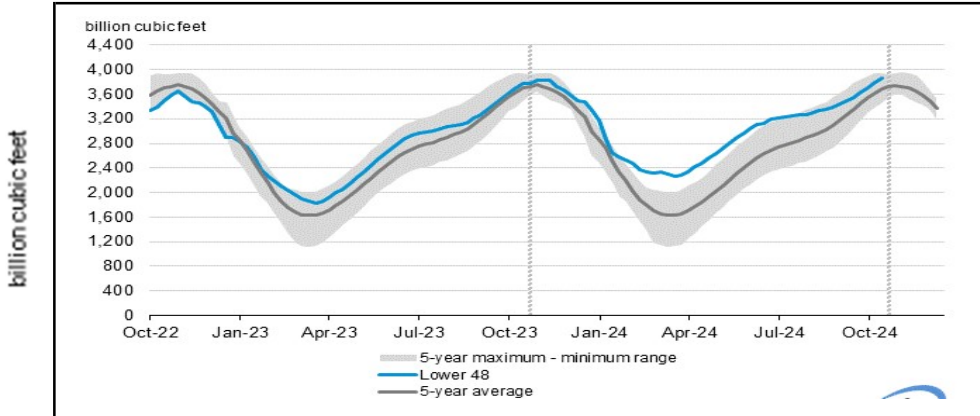
Always on it

Mansfield Power & Gas
1025 Airport Pkwy
Gainesville, GA 30501
www.mansfield.energy

customer@mansfieldpowergas.com
Phone: (678) 207 - 3350

NATURAL GAS NEWS

WEEKLY GAS IN UNDERGROUND STORAGE WITH 5-YR RANGE



for week ending November 08, 2024 | Released: November 14, 2024 | Next Release: November 21, 2024

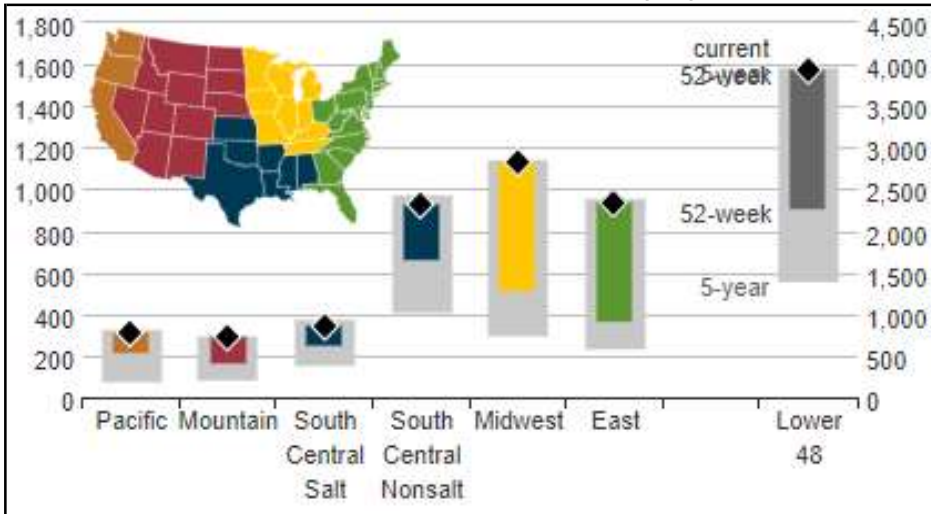
EIA Weekly Storage Actual and Surveys for

November 8, 2024

Released November 14, 2024

Range	38 to 51
S&P Global	44
FX Street	34
Investing.com	34

UNDERGROUND WORKING NAT GAS STORAGE AS OF 11/08/2024



Total Working Gas In Storage

3974 BCF

42 BCF (LAST WEEK)

158 BCF (LAST YEAR)

228 BCF (5-YEAR AVG)

U.S. Natural Gas Supply

Gas Week -

Average Daily Values (BCF/D):

Last Year (BCF/d)

Dry Production - 104.8

Total Supply - 110.3

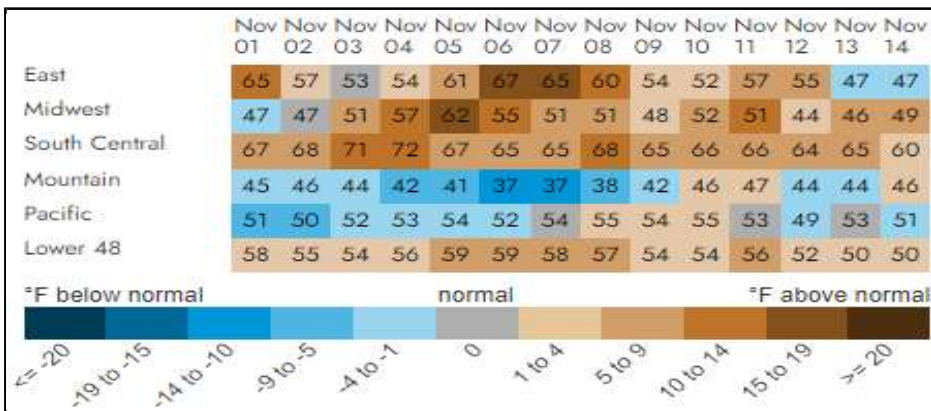
Last Week (BCF/d)

Dry Production - 101.8

Total Supply - 107.8

[Next Report: November 21]

REGIONAL AVG TEMPERATURES AND DEPARTURE FROM NORMAL



U.S. Natural Gas Demand

Gas Week -

Average Daily Values (BCF/D):

Last Year (BCF/d)

Power - 32.3

Total Demand - 101.4

Last Week (BCF/d)

Power - 35.0

Total Demand - 101.4

[Next Report: November 21]

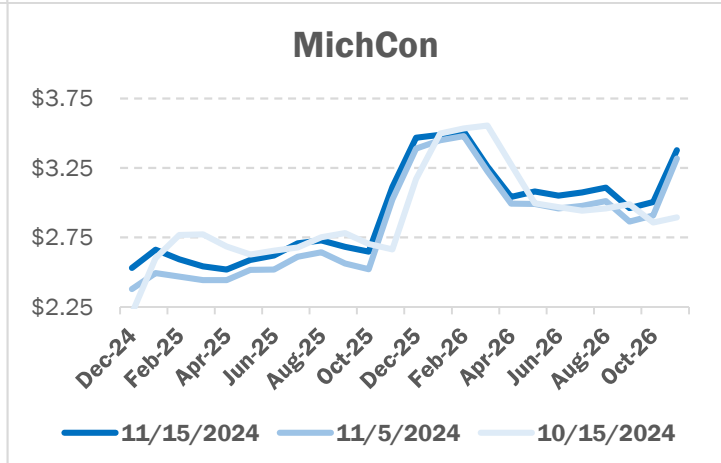
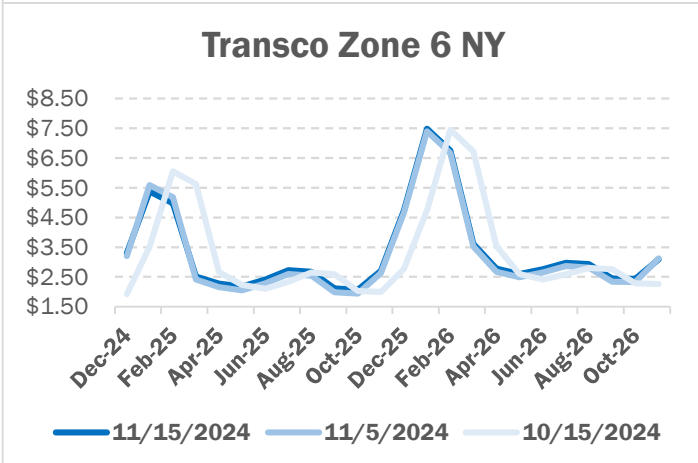
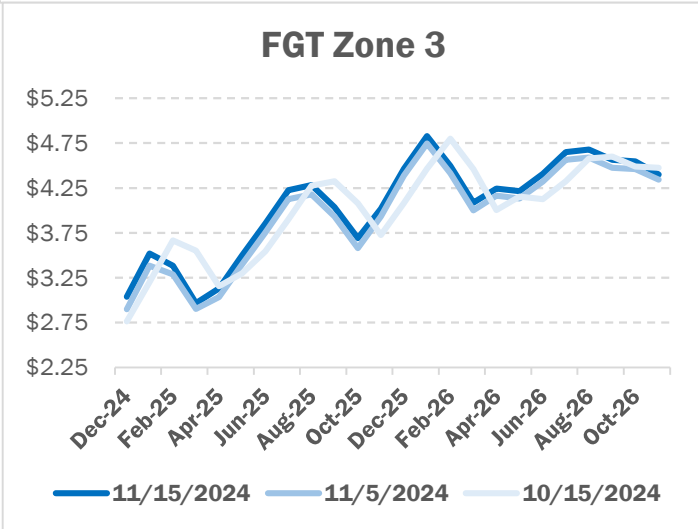
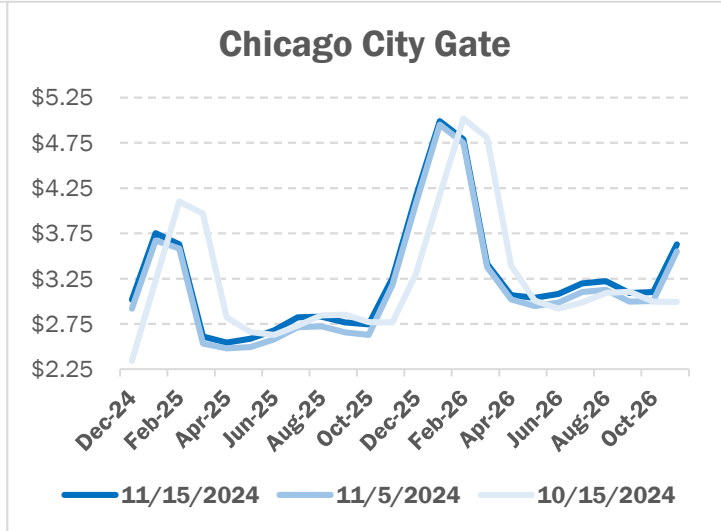
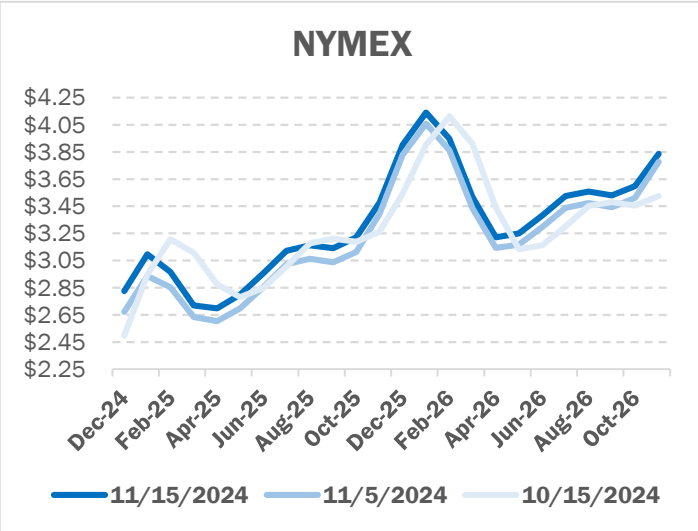
MANSFIELD EIA PREDICTION

45

NATURAL GAS NEWS



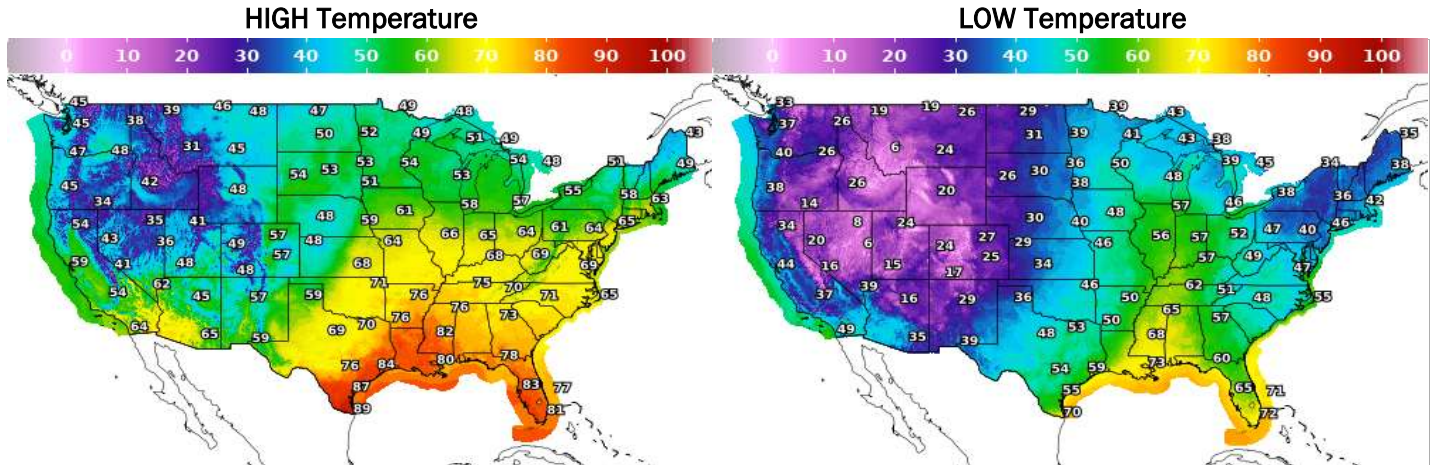
NATURAL GAS BASIS FUTURES



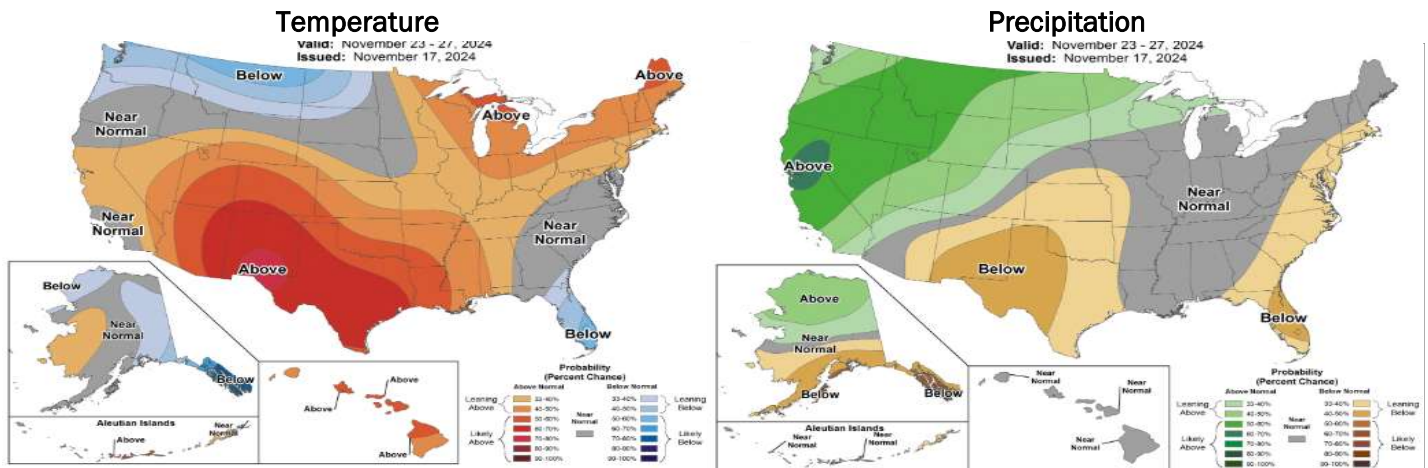
NATURAL GAS NEWS



WEATHER - HIGH / LOW TEMPERATURE - TOMORROW



WEATHER - 6 - 10 DAY OUTLOOK - NOAA



WEATHER - 8 - 14 DAY OUTLOOK - NOAA

