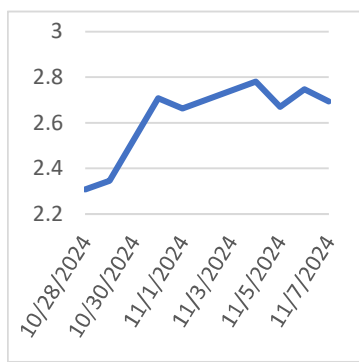


Friday, November 8, 2024

Last Week's Prompt  
NYMEX



NYMEX NG Futures

Month	Close	Change
Dec-24	2.693	-0.054
Jan-25	2.948	-0.059
Feb-25	2.854	-0.058
Mar-25	2.630	-0.058
Apr-25	2.603	-0.050
May-25	2.703	-0.044
Jun-25	2.862	-0.044
Jul-25	3.036	-0.039
Aug-25	3.080	-0.036
Sep-25	3.063	-0.034
Oct-25	3.149	-0.028
Nov-25	3.419	-0.031
Dec-25	3.842	-0.033
Jan-26	4.069	-0.036
Feb-26	3.874	-0.027
Mar-26	3.444	-0.024
Apr-26	3.149	-0.020
May-26	3.178	-0.015
Jun-26	3.310	-0.015
Jul-26	3.452	-0.014
Aug-26	3.488	-0.012
Sep-26	3.462	-0.013
Oct-26	3.535	-0.011
Nov-26	3.798	-0.011
1 YR STRIP	2.920	-0.045
2025	3.016	-0.031

IN THE NEWS

**Bearish Sentiment to Dominate if EIA Report Meets Forecasts**

Natural gas futures dip as traders await EIA storage report, with large inventory build expected. Mild weather forecast keeps demand light, adding downward pressure on natural gas prices. EIA report likely to show 64-66 Bcf injection, well above the 5-year average of 32 Bcf. U.S. natural gas futures dipped Thursday as traders awaited the latest Energy Information Administration (EIA) storage report, due at 15:30 GMT. The report is expected to shed light on U.S. natural gas inventory levels, with an injection projected well above the seasonal average, a potentially bearish signal as the market enters a period of mild weather and steady production levels. December futures are currently trading within a narrow range, with key resistance around \$2.825. A break above this level could set the stage for a rally toward th... <https://tinyurl.com/2nrs2rpj>

**Trump win to have policy, price impacts across commodity sectors**

Former US President Donald Trump has won the 2024 race for the White House, setting into motion a host of potential impacts for the power generation, natural gas, oil, critical minerals and petrochemicals sectors. Trump campaigned on promises of deregulatory steps that aim to stamp out current President Joe Biden's climate agenda and clear away barriers for energy production. Attempts to revise the large suite of Biden administration rules appear likely, with implications across energy commodities. Trade policy shifts could be in store for the LNG, solar, petrochemicals and other sectors, while the US oil market watches for any shift in sanctions policies. At the same time, wholesale reversals are complex undertakings, and tax credits have momentum of their own as individual projects take ... For more info go to <https://tinyurl.com/4m96bzjh>

**Bullish Shift as Hurricane Risks and LNG Demand Lift Prices**

Natural gas futures surged as a Gulf hurricane threat raised supply concerns, pushing prices up from recent lows near \$2.514. Market sentiment turned bullish with forecasts of tightening supply, driven by potential output cuts and export demand. LNG exports support U.S. gas prices as demand in Europe and Asia rebounds, with U.S. now supplying 48% of EU's LNG imports. Experts foresee short-term bullish price momentum as Gulf hurricane risks add to already tightening global gas supply. Open interest in Henry Hub futures hit a record 1.7 million contracts, reflecting heightened trading activity amid volatile markets. U.S. natural gas futures climbed on Tuesday, supported by a reversal in technical trends and fresh concerns over supply disruptions as a new hurricane heads toward the Gulf of Me... For more info go to <https://tinyurl.com/369ne6ru>

Prompt Natural Gas (NG)  
Daily Sentiment

BEARISH



RESISTANCE  
2.762 & 2.831  
SUPPORT  
2.64 & 2.587

NATURAL GAS

Futures	Close
NG	\$2.693
Volume	44,416
Open Int.	236,158

Contact Us



Always on it

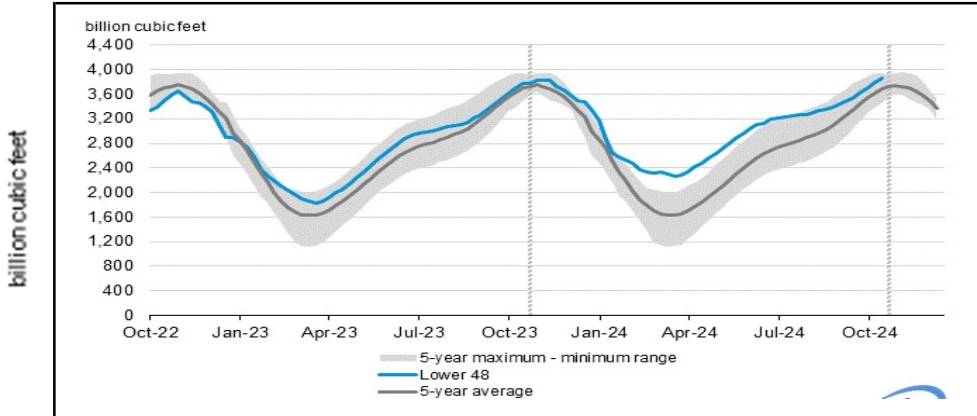
Mansfield Power & Gas  
1025 Airport Pkwy  
Gainesville, GA 30501  
[www.mansfield.energy](http://www.mansfield.energy)

customer@mansfieldpowergas.com  
Phone: (678) 207 - 3350

# NATURAL GAS NEWS



## WEEKLY GAS IN UNDERGROUND STORAGE WITH 5-YR RANGE



for week ending November 01, 2024 | Released: November 07, 2024 | Next Release: November 14, 2024

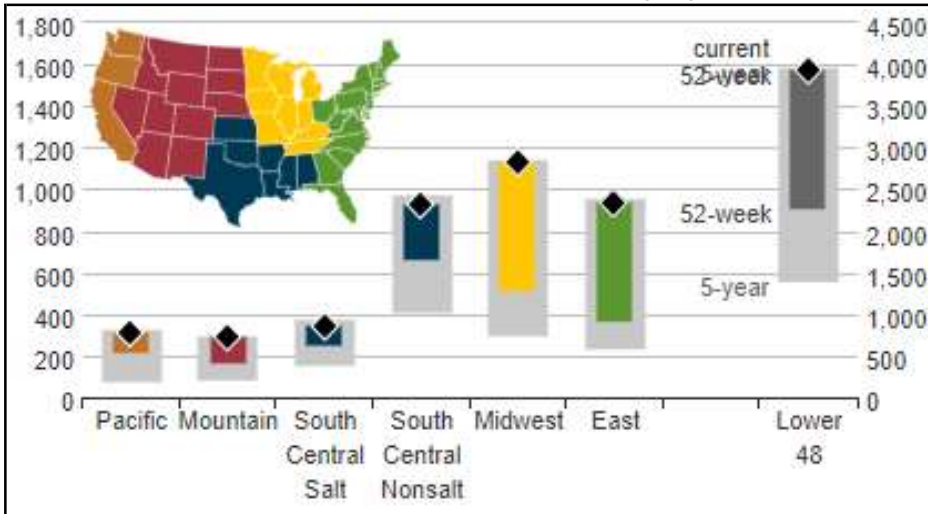
### EIA Weekly Storage Actual and Surveys for

November 1, 2024

Released November 07, 2024

Range	62 to 71
S&P Global	66
FX Street	69
Investing.com	69

## UNDERGROUND WORKING NAT GAS STORAGE AS OF 10/25/2024



### Total Working Gas In Storage

**3932 BCF**

69 BCF (LAST WEEK)

157 BCF (LAST YEAR)

215 BCF (5-YEAR AVG)

### U.S. Natural Gas Supply

#### Gas Week -

Average Daily Values (BCF/D):

Last Year (BCF/d)

Dry Production - 104.3

Total Supply - 109.9

Last Week (BCF/d)

Dry Production - 103.2

Total Supply - 109.1

[Next Report: November 14]

### U.S. Natural Gas Demand

#### Gas Week -

Average Daily Values (BCF/D):

Last Year (BCF/d)

Power - 31.9

Total Demand - 108.1

Last Week (BCF/d)

Power - 34.3

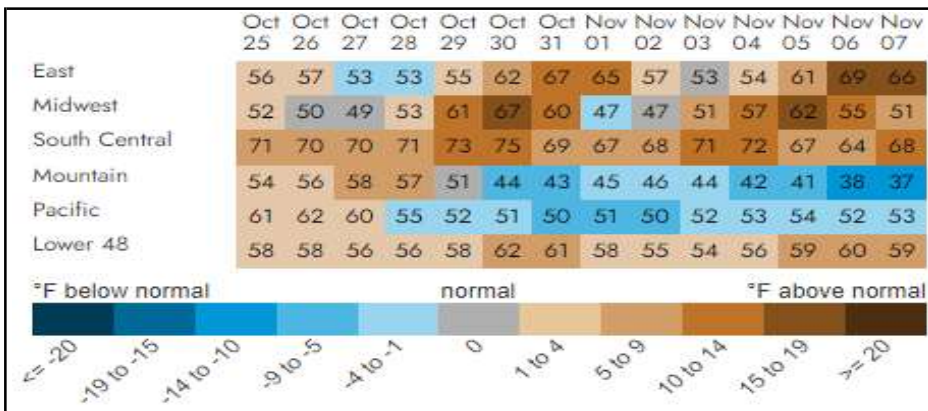
Total Demand - 100.4

[Next Report: November 07]

MANSFIELD EIA PREDICTION

**68**

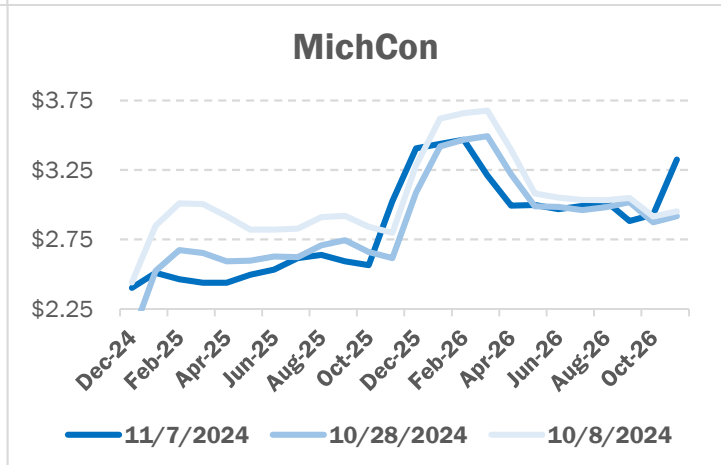
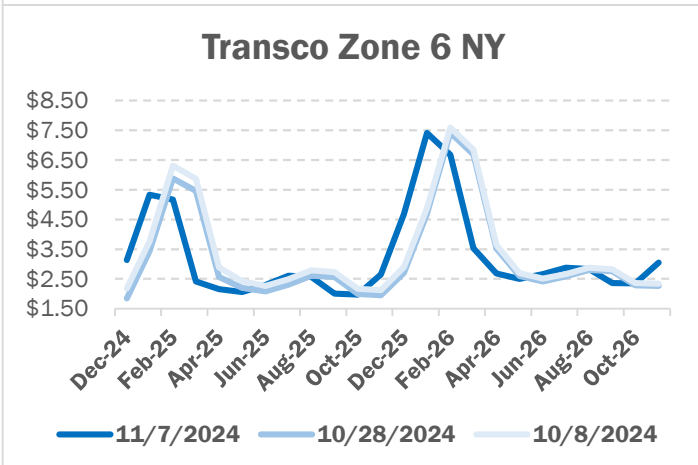
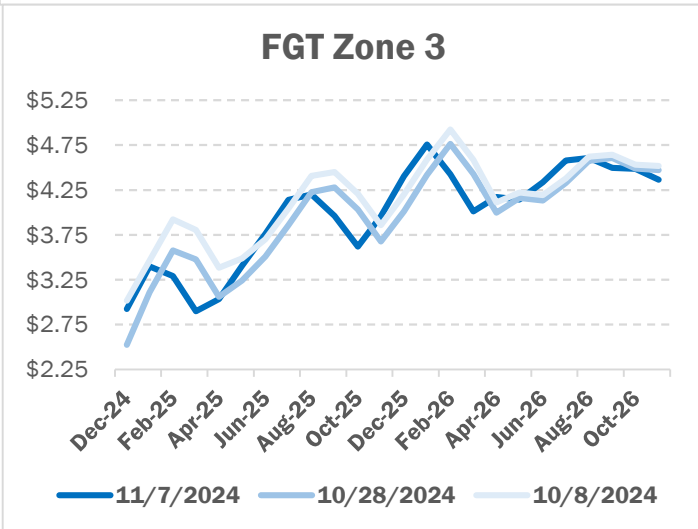
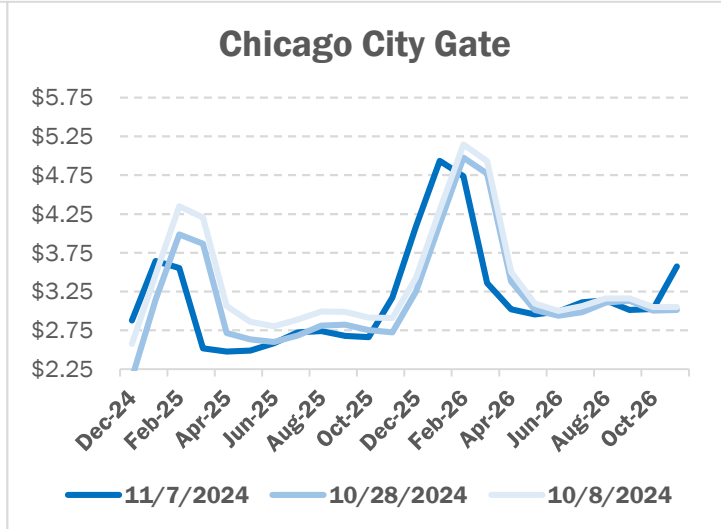
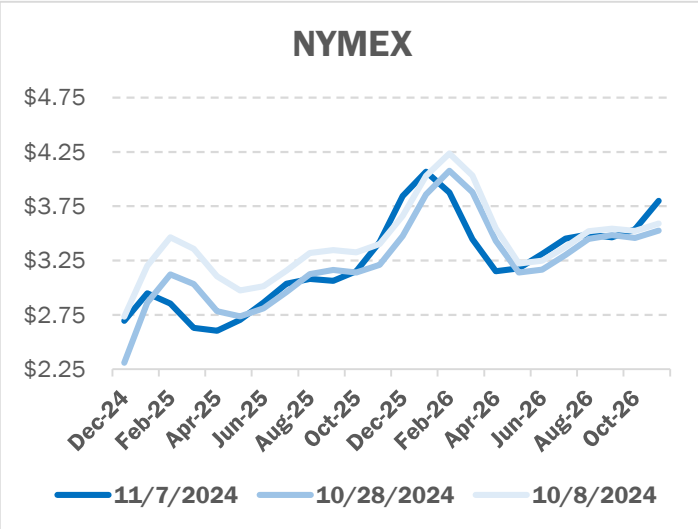
## REGIONAL AVG TEMPERATURES AND DEPARTURE FROM NORMAL



# NATURAL GAS NEWS



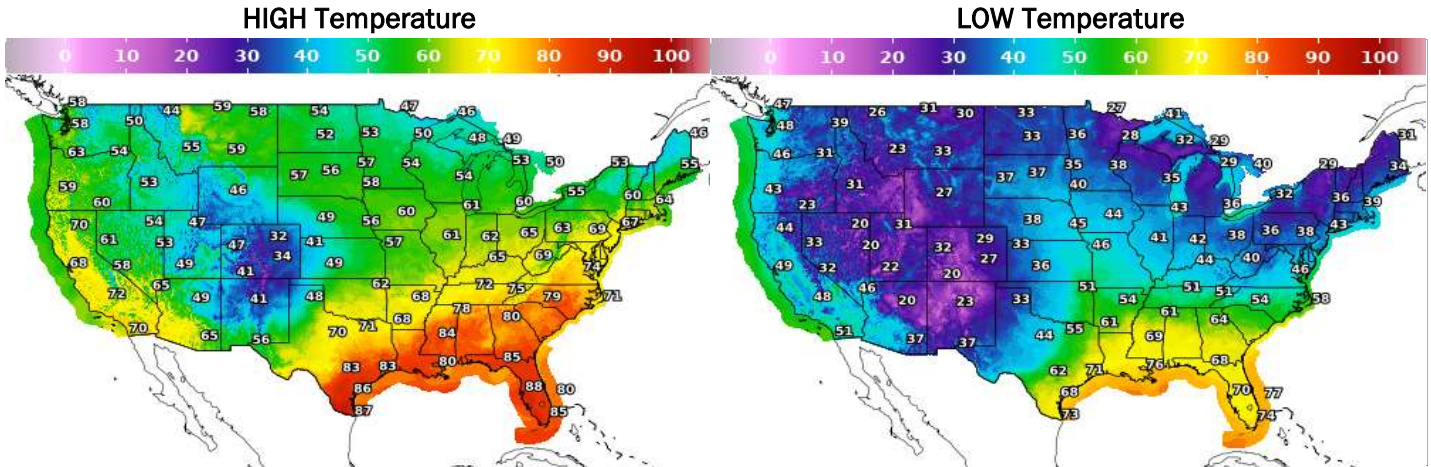
## NATURAL GAS BASIS FUTURES



# NATURAL GAS NEWS



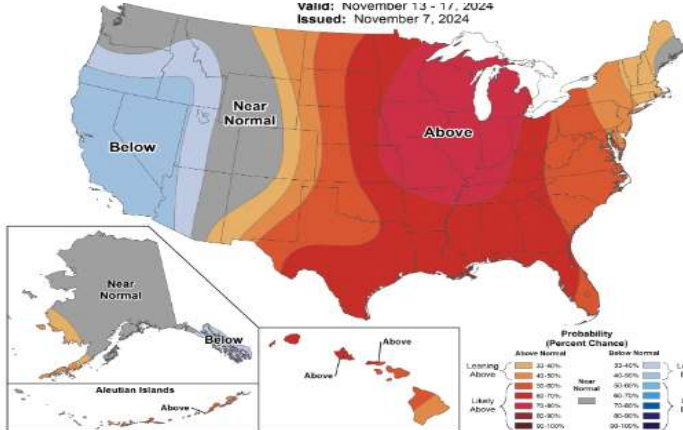
## WEATHER - HIGH / LOW TEMPERATURE - TOMORROW



## WEATHER - 6 - 10 DAY OUTLOOK - NOAA

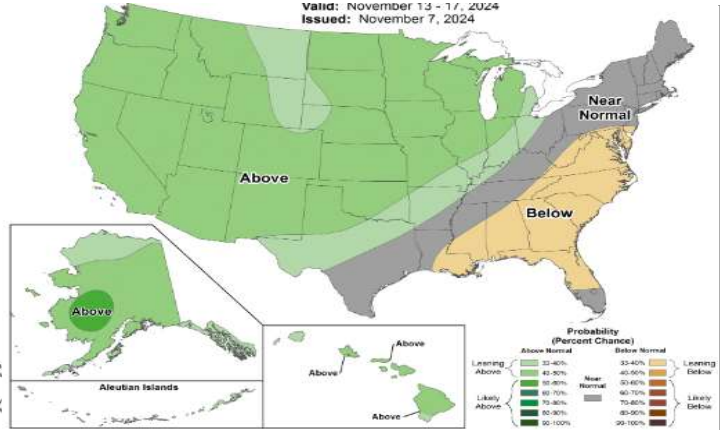
### Temperature

Valid: November 13 - 17, 2024  
Issued: November 7, 2024



### Precipitation

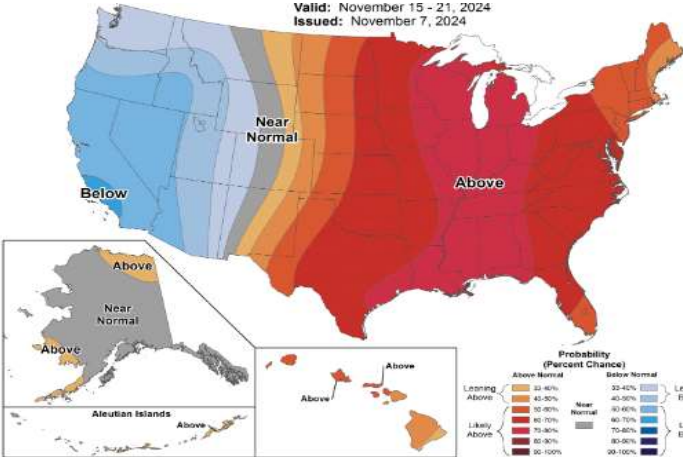
Valid: November 13 - 17, 2024  
Issued: November 7, 2024



## WEATHER - 8 - 14 DAY OUTLOOK - NOAA

### Temperature

Valid: November 15 - 21, 2024  
Issued: November 7, 2024



### Precipitation

Valid: November 15 - 21, 2024  
Issued: November 7, 2024

