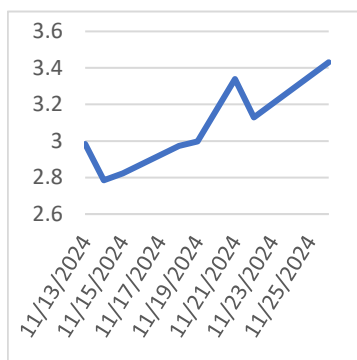


Wednesday, November 27, 2024

**Last Week's Prompt
NYMEX**



NYMEX NG Futures

Month	Close	Change
Dec-24	3.431	0.302
Jan-25	3.467	0.180
Feb-25	3.311	0.169
Mar-25	3.040	0.159
Apr-25	2.996	0.144
May-25	3.084	0.139
Jun-25	3.228	0.134
Jul-25	3.379	0.129
Aug-25	3.417	0.130
Sep-25	3.400	0.129
Oct-25	3.485	0.128
Nov-25	3.753	0.130
Dec-25	4.197	0.134
Jan-26	4.455	0.145
Feb-26	4.237	0.134
Mar-26	3.747	0.097
Apr-26	3.388	0.067
May-26	3.408	0.062
Jun-26	3.526	0.056
Jul-26	3.654	0.051
Aug-26	3.686	0.049
Sep-26	3.658	0.050
Oct-26	3.726	0.051
Nov-26	3.933	0.037
1 YR STRIP	3.333	0.156
2025	3.396	0.118

IN THE NEWS

Colder Winter Temps Lift Nat Gas

The January Natural Gas (NGF25) trading session settled at 3.467 (+0.024) [+0.70%], a high of 3.528, a low of 3.390. Cash price is at 3.355 (+0.221), while open interest for NGF25 is at 314,592. NGF25 settled above its 5 day (3.417), above its 20 day (3.148), above its 50 day (3.270), above its 100 day (3.373), below its 200 day (3.588) and below its year-to-date (3.626) moving averages. The COT report (Futures and Options Summary) as of 11/19 showed commercials with a net long position of +155,348 (a increase in long positions by +4,308 from the previous week) and non-commercials who are net short -158,349 (a increase in short positions by -2,924 from the previous week). Reuters reported that Russian gas monopoly Gazprom is planning for 2025 with the assumption that gas transit to Europe via Ukraine will cease at... <https://tinyurl.com/2u6eh3x6>

Guyana Eyes Gas Boom, But Can It Deliver?

In just a few short years, Guyana has become a factor to reckon with in global oil. The country is on track to hit the 1-million-bpd mark before this decade is over. It would only make sense that it would seek to capitalize on its gas reserves as well—but it's facing challenges. Guyana has become notorious for its vast offshore oil reserves, but there is natural gas there, too. For now, this is being injected back into the wells operated by Exxon, Hess, and CNOOC, to maintain pressure. Yet the authorities in Georgetown have plans—and these plans feature LNG. Earlier this year, the government of Guyana launched a tender for companies interested in developing its gas reserves. It would have been easier to bet on the Exxon-led consortium again, but the authorities in Georgetown have made it cle... For more info go to <https://tinyurl.com/2s4bzezx>

Natural Gas Continues to See Massive Ceiling

Natural gas lost over 5% in the early hours on Wednesday, as it looks like a bit of profit taking has hit this market. That does make a certain amount of sense considering that the \$3.40 level has been like a brick wall multiple times and we got there far too quickly for a sustainable move. The question now is whether or not the buyers will return, and I think the answer is yes, they will, eventually. We probably would be better off looking for buying opportunities closer to the \$3 level which would have a lot of options protection, at least I would anticipate this. And of course, there's a certain amount of psychology to that large figure anyway. We are still very much in the midst of high demand coming over the next couple of months in the United States for natural gas.... For more info go to <https://tinyurl.com/4kxnnrjp>

**Prompt Natural Gas (NG)
Daily Sentiment**

BEARISH



RESISTANCE
3.533 & 3.6
SUPPORT
3.395 & 3.324

NATURAL GAS

Futures	Close
NG	\$3.431
Volume	81,379
Open Int.	311,211

Contact Us



Always on it

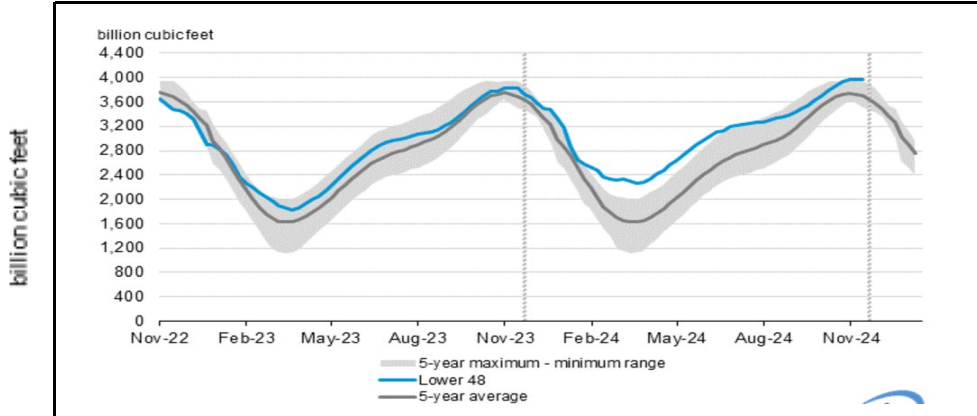
Mansfield Power & Gas
1025 Airport Pkwy
Gainesville, GA 30501
www.mansfield.energy

customer@mansfieldpowergas.com
Phone: (678) 207 - 3350

NATURAL GAS NEWS



WEEKLY GAS IN UNDERGROUND STORAGE WITH 5-YR RANGE



for week ending November 22, 2024 | Released: November 27, 2024 | Next Release: December 05, 2024

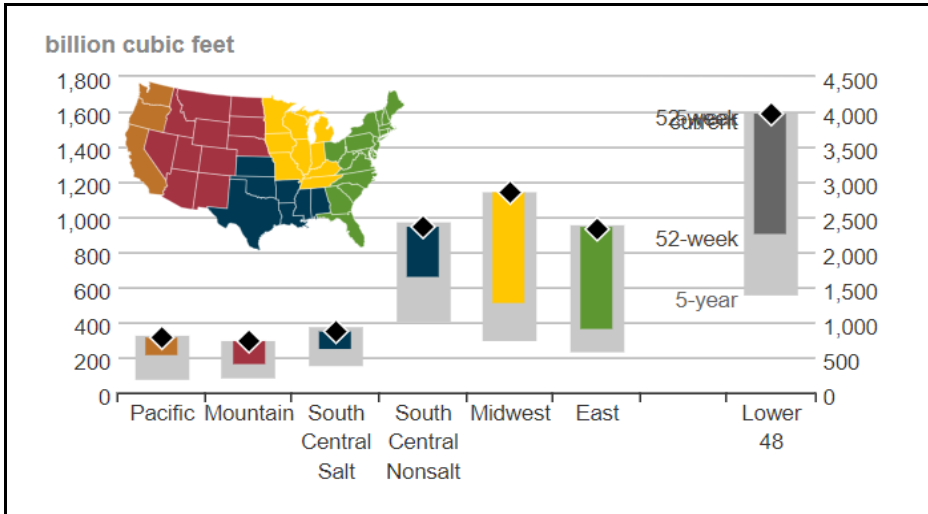
EIA Weekly Storage Actual and Surveys for

November 22, 2024

Released November 27, 2024

Range	-15 to 16
S&P Global	-2
FX Street	-4
Investing.com	-4

UNDERGROUND WORKING NAT GAS STORAGE AS OF 11/15/2024



Total Working Gas In Storage

3967 BCF

-2 BCF (LAST WEEK)

134 BCF (LAST YEAR)

267 BCF (5-YEAR AVG)

U.S. Natural Gas Supply

Gas Week -

Average Daily Values (BCF/D):

Last Year (BCF/d)

Dry Production - 104.7

Total Supply - 109.7

Last Week (BCF/d)

Dry Production - 101.0

Total Supply - 107.6

[Next Report: December 05]

U.S. Natural Gas Demand

Gas Week -

Average Daily Values (BCF/D):

Last Year (BCF/d)

Power - 31.3

Total Demand - 107.0

Last Week (BCF/d)

Power - 34.2

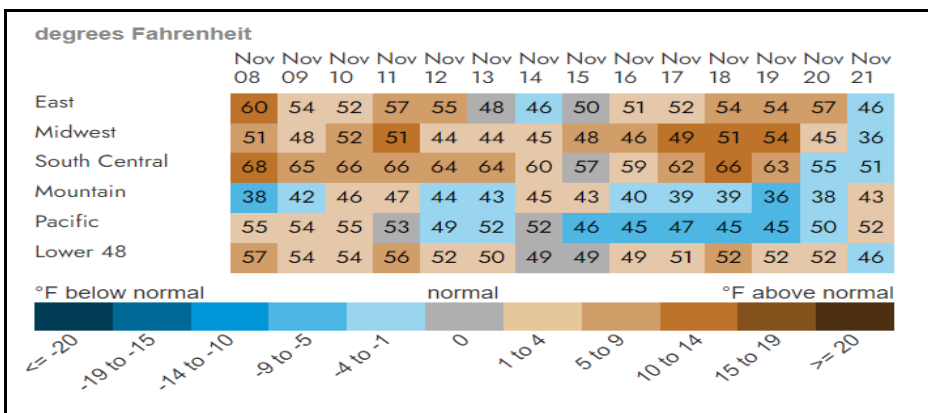
Total Demand - 107.3

[Next Report: December 05]

MANSFIELD EIA PREDICTION

-2

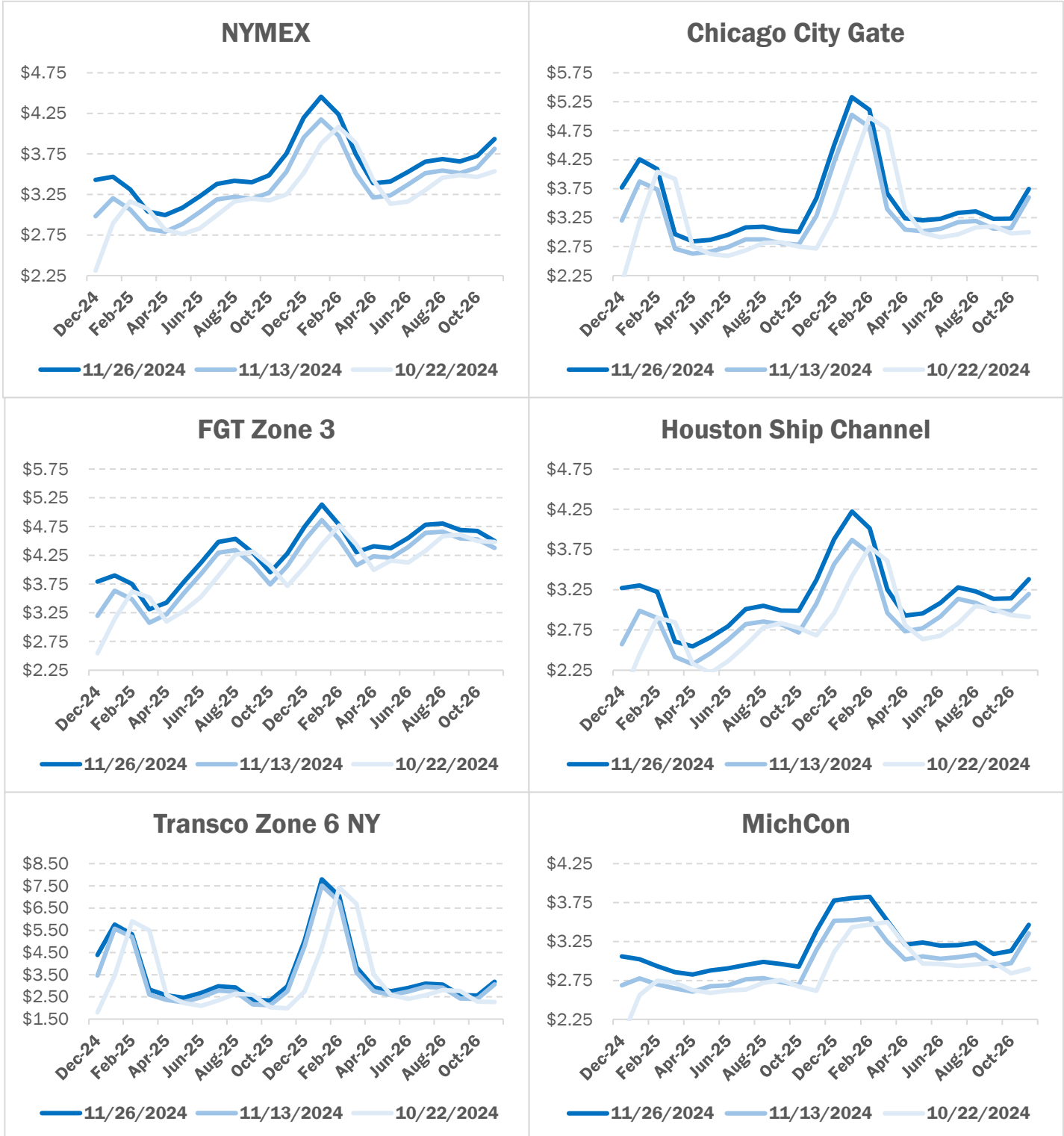
REGIONAL AVG TEMPERATURES AND DEPARTURE FROM NORMAL



NATURAL GAS NEWS



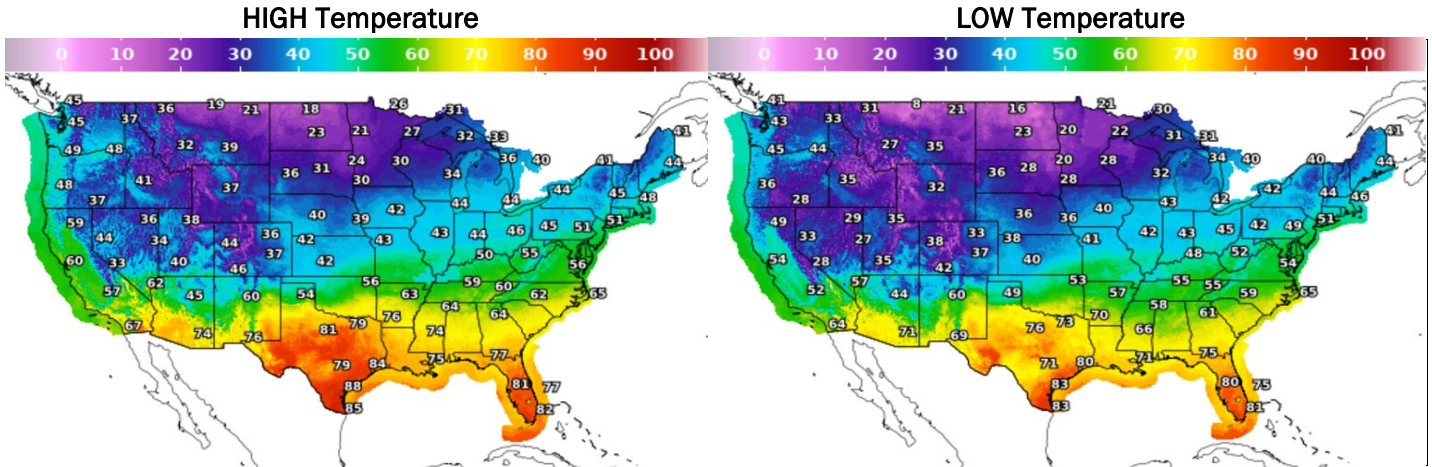
NATURAL GAS BASIS FUTURES



NATURAL GAS NEWS



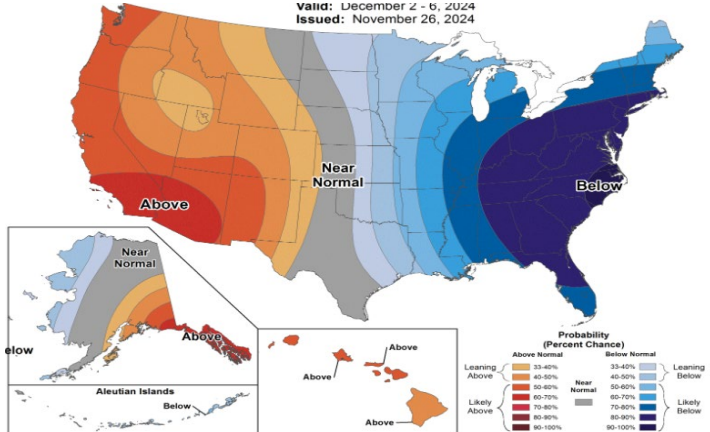
WEATHER - HIGH / LOW TEMPERATURE - TOMORROW



WEATHER - 6 - 10 DAY OUTLOOK - NOAA

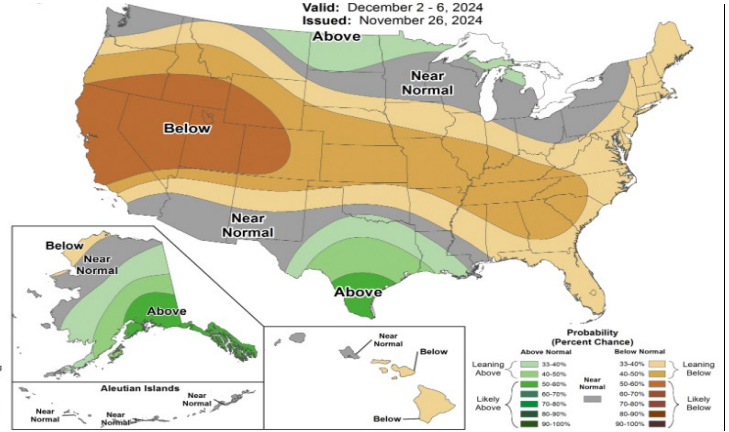
Temperature

Valid: December 2 - 5, 2024
Issued: November 26, 2024



Precipitation

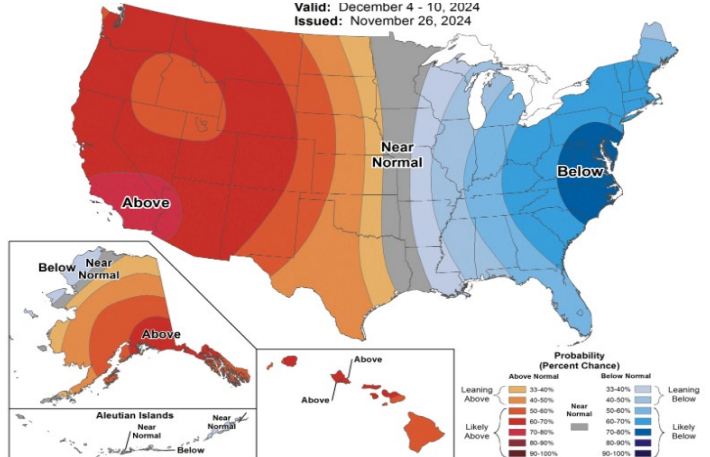
Valid: December 2 - 6, 2024
Issued: November 26, 2024



WEATHER - 8 - 14 DAY OUTLOOK - NOAA

Temperature

Valid: December 4 - 10, 2024
Issued: November 26, 2024



Precipitation

Valid: December 4 - 10, 2024
Issued: November 26, 2024

