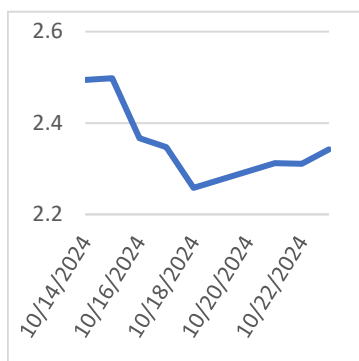


**Last Week's Prompt
NYMEX**



NYMEX NG Futures

Month	Close	Change
Nov-24	2.342	0.031
Dec-24	2.901	0.006
Jan-25	3.163	-0.001
Feb-25	3.069	-0.004
Mar-25	2.814	-0.004
Apr-25	2.759	-0.001
May-25	2.832	0.001
Jun-25	2.993	-0.002
Jul-25	3.160	-0.002
Aug-25	3.199	-0.002
Sep-25	3.174	-0.002
Oct-25	3.249	-0.001
Nov-25	3.517	0.004
Dec-25	3.889	0.012
Jan-26	4.099	0.016
Feb-26	3.901	0.014
Mar-26	3.442	0.011
Apr-26	3.145	0.009
May-26	3.175	0.014
Jun-26	3.319	0.015
Jul-26	3.469	0.013
Aug-26	3.506	0.016
Sep-26	3.480	0.015
Oct-26	3.547	0.012
1 YR STRIP	2.971	0.002
2025	3.152	0.005

IN THE NEWS

A 'tidal wave' of natural gas supply will reshape global markets

The biggest influx of liquefied natural gas, or LNG, supply is coming online and it will transform the global market, bringing about wide and enduring effects, said RBC Capital Markets. "A wave of new LNG supply—the biggest yet—is set to reshape the global market in the coming years, with broader implications than prior growth given increasing inter-linkages between regional gas markets following the Russia-Ukraine conflict," analysts from the investment bank wrote in a note. The supply injection is likely to thrust the market into an extended period of oversupply by the end of 2026, which will remain until 2030, with prices possibly moving below double digits, analysts such as RBC's Adnan Dhanani have projected. Futures for the Dutch Title Transfer Facility (TTF) hub, a European benchmark for natural gas transact... For more info go to <https://tinyurl.com/3ttabjt5>

EU Hits 95% Full Natural Gas Storage Ahead of Winter

The EU's natural gas storage is already at 95% full, data from Gas Infrastructure Europe show, after the bloc reached in August its target to have 90% full storage well ahead of its self-imposed binding deadline, November 1. In the middle of August, the EU reached its target of filling gas storage facilities to 90% of capacity 10 weeks ahead of the 1 November deadline. This achievement is on par with last year, when EU countries reached the 90% target on August 18, the European Commission said two months ago. Now the EU storage is 95% full as the heating season begins. The storage level this year is slightly below last year's level, but above the 2017-2021 average and the 2022 storage levels, according to the data. Major economies and gas markets such as Germany and Italy have their storag... For more info go to <https://tinyurl.com/86asjzbh>

Weak LNG Exports, Weather Analysis Shows Mild Demand

U.S. natural gas futures traded nearly flat on Tuesday, giving up earlier gains after Monday's strong rebound. The previous session had seen a potential bullish closing price reversal after futures tested a critical support level at \$2.201. The rise in prices was attributed to short-covering and profit-taking following an extended bearish run, though the market remains hesitant to shift fully to a bullish outlook. Despite Monday's gains, natural gas remains under pressure from bearish fundamentals, including weak demand forecasts and sluggish liquefied natural gas (LNG) exports. Traders are watching the \$2.201 support level closely; if this level breaks, prices could quickly fall to \$1.883. On the upside, natural gas futures face resistance between \$2.510 and \$2.543, where sellers are expe... For more info go to <https://tinyurl.com/bdd3j2pa>

**Prompt Natural Gas (NG)
Daily Sentiment**

BEARISH



RESISTANCE
2.971 & 3.042
SUPPORT
2.839 & 2.778

NATURAL GAS

Futures	Close
NG	\$2.342
Volume	41,314
Open Int.	47,756

Contact Us



Always on it

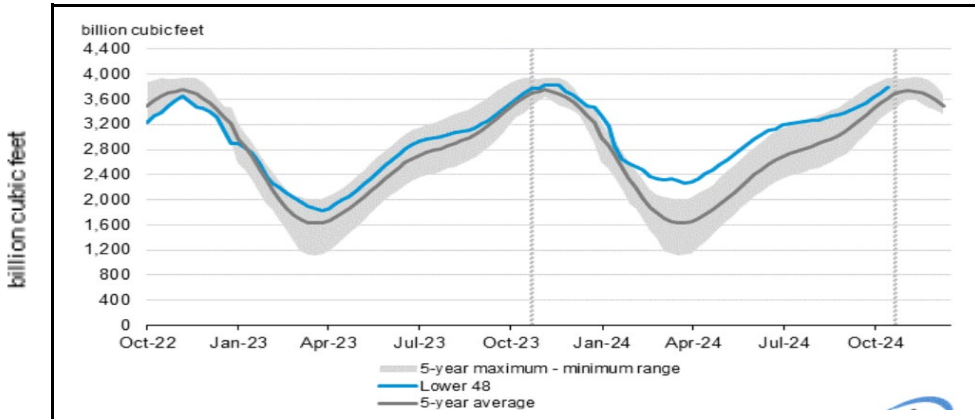
Mansfield Power & Gas
1025 Airport Pkwy
Gainesville, GA 30501
www.mansfield.energy

customer@mansfieldpowergas.com
Phone: (678) 207 - 3350

NATURAL GAS NEWS



WEEKLY GAS IN UNDERGROUND STORAGE WITH 5-YR RANGE



for week ending October 11, 2024 | Released: October 17, 2024 | Next Release: October 24, 2024

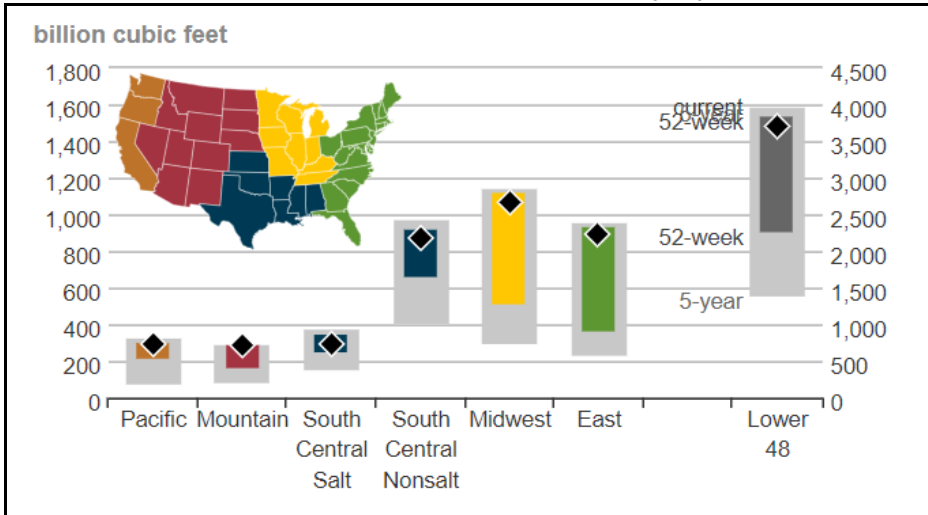
EIA Weekly Storage Actual and Surveys for

October 11, 2024

Released October 17, 2024

Range	51 to 68
S&P Global	60
FX Street	78
Investing.com	80

UNDERGROUND WORKING NAT GAS STORAGE AS OF 10/11/2024



Total Working Gas In Storage

3785 BCF

80 BCF (LAST WEEK)

106 BCF (LAST YEAR)

167 BCF (5-YEAR AVG)

U.S. Natural Gas Supply

Gas Week -

Average Daily Values (BCF/D):

Last Year (BCF/d)

Dry Production - 103.5

Total Supply - 108.8

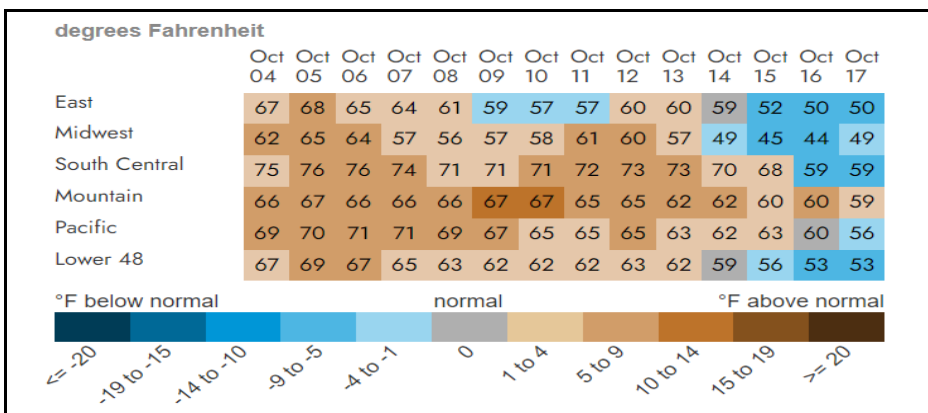
Last Week (BCF/d)

Dry Production - 101.5

Total Supply - 107.5

[Next Report: October 24]

REGIONAL AVG TEMPERATURES AND DEPARTURE FROM NORMAL



U.S. Natural Gas Demand

Gas Week -

Average Daily Values (BCF/D):

Last Year (BCF/d)

Power - 31.3

Total Demand - 96.1

Last Week (BCF/d)

Power - 37.7

Total Demand - 96.6

[Next Report: October 24]

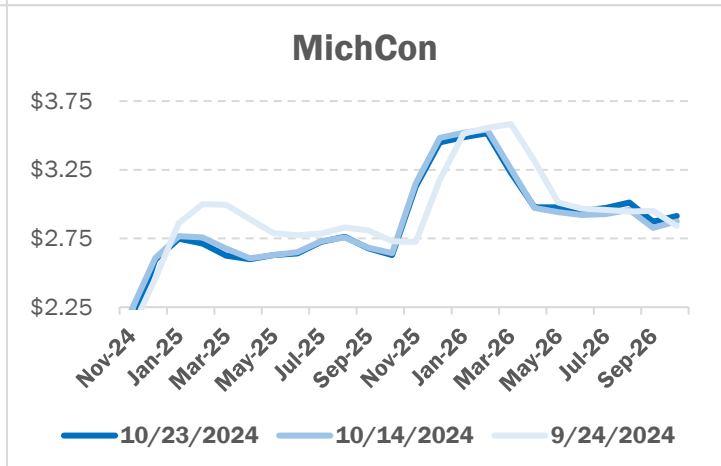
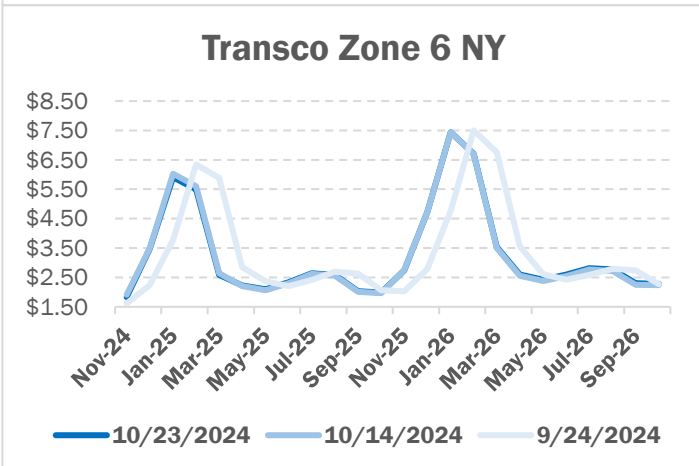
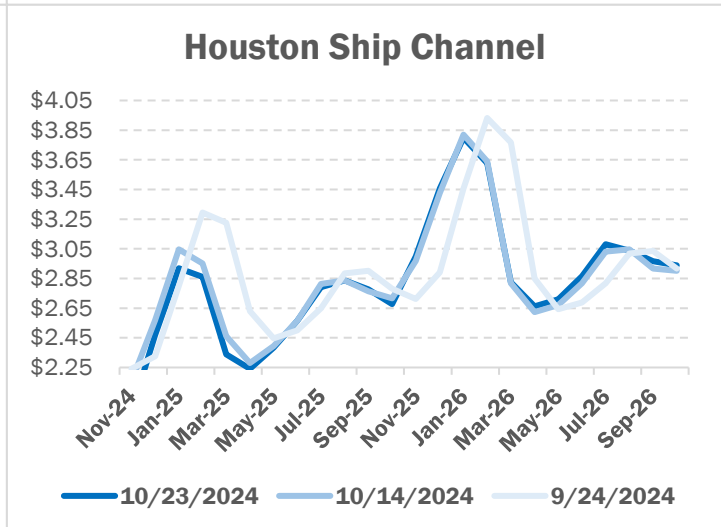
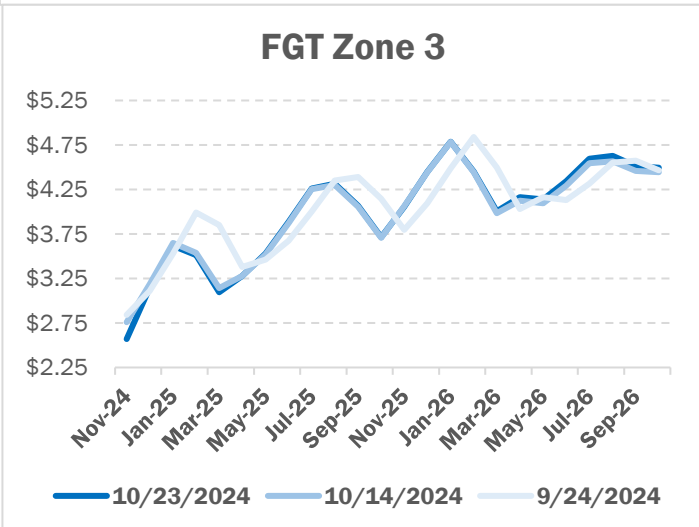
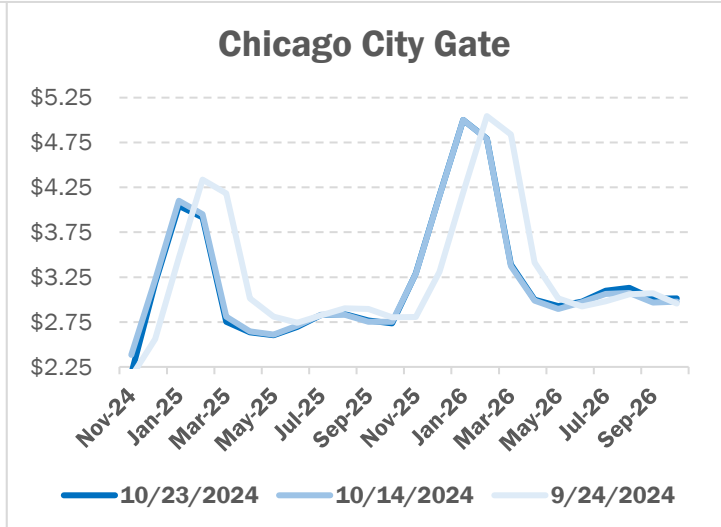
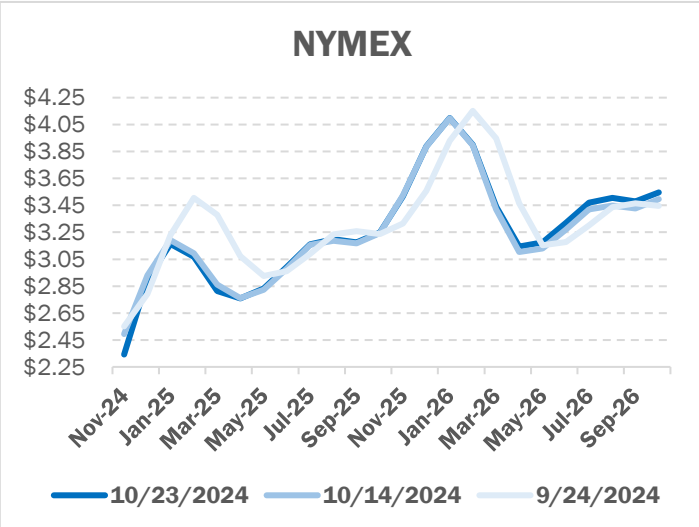
MANSFIELD EIA PREDICTION

65

NATURAL GAS NEWS



NATURAL GAS BASIS FUTURES



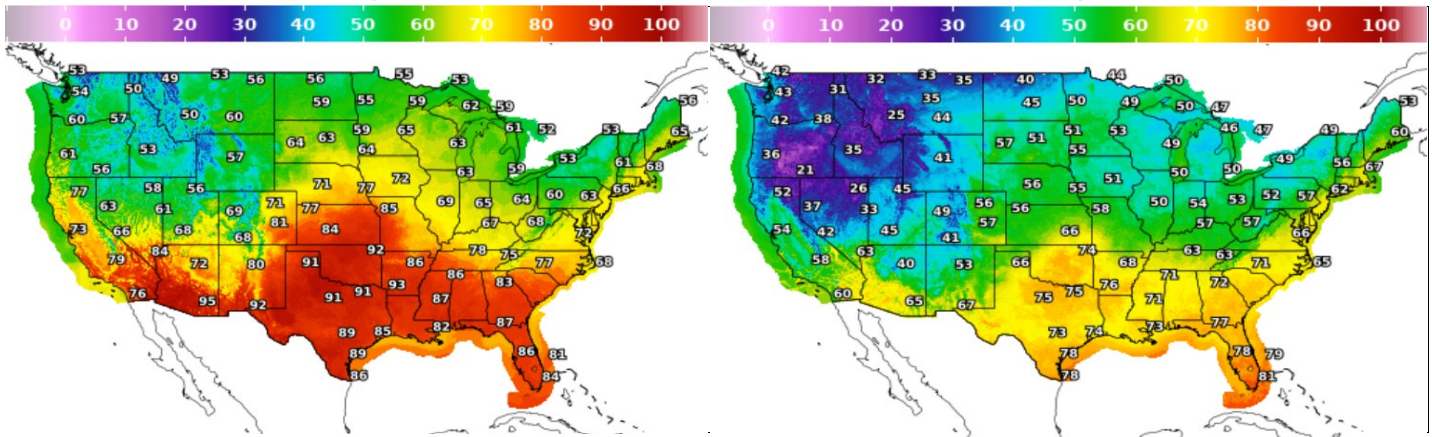
NATURAL GAS NEWS



WEATHER - HIGH / LOW TEMPERATURE - TOMORROW

HIGH Temperature

LOW Temperature



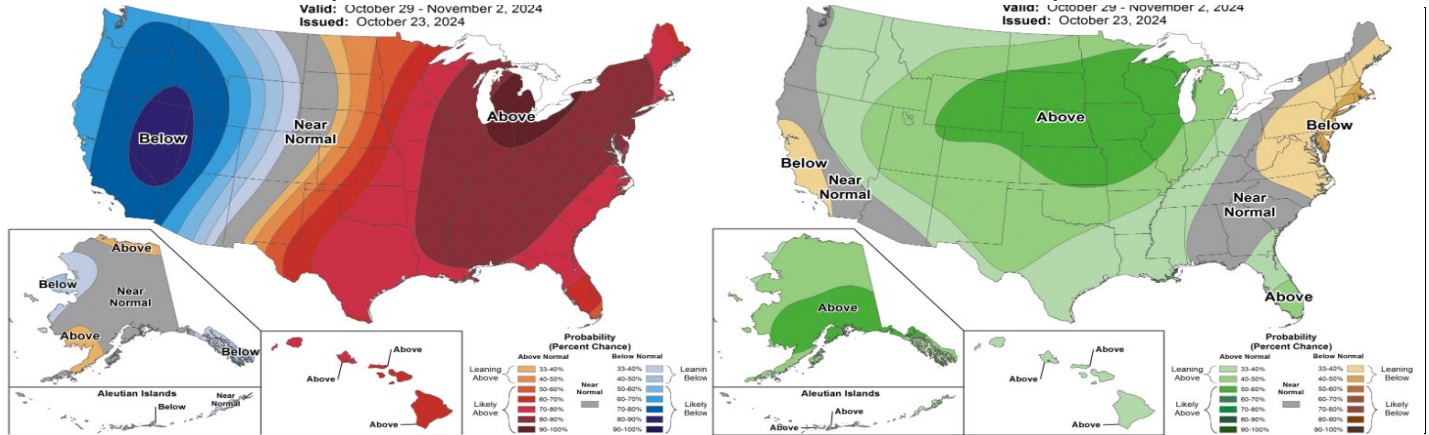
WEATHER - 6 - 10 DAY OUTLOOK - NOAA

Temperature

Valid: October 29 - November 2, 2024
Issued: October 23, 2024

Precipitation

Valid: October 29 - November 2, 2024
Issued: October 23, 2024



WEATHER - 8 - 14 DAY OUTLOOK - NOAA

Temperature

Valid: October 31 - November 6, 2024
Issued: October 23, 2024

Precipitation

Valid: October 31 - November 6, 2024
Issued: October 23, 2024

